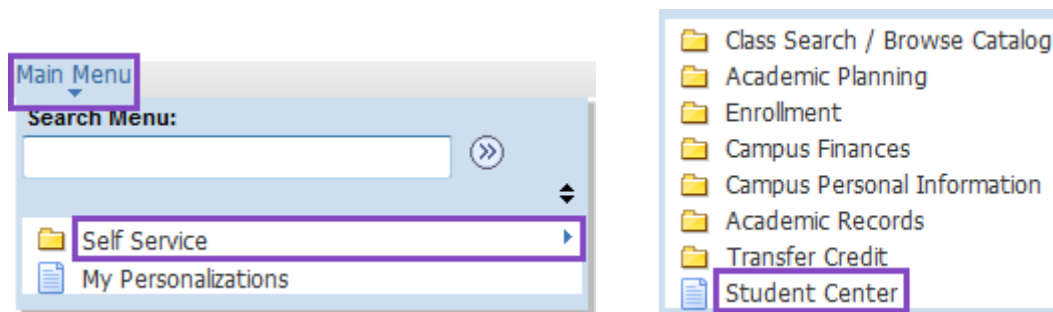


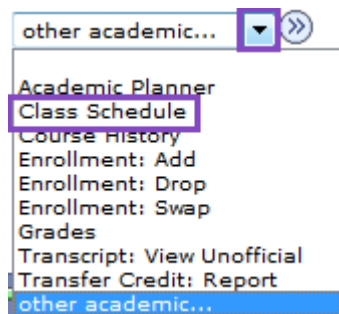
View Your Class Schedule

1. Click the **Main Menu** button.
Click the **Self Service** menu.
Click the **Student Center** menu.

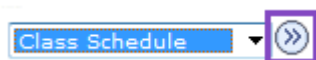


NOTE: By default, you will see your class schedule on the Student Center page.

2. Click the button to the right of the **other academic...** field, and select **Class Schedule** to view details about your class schedule.



3. Click the **Go** button.



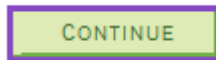
Job Aid

4. Select the **Term** you would like to view.

NOTE: *If the Select a Term option is not available as shown in the example below, your class schedule automatically displays for the current term. The Select a Term option only displays if you are between terms. If you would like to view courses taken in previous terms, refer to the Course History option.*

Select a term then click Continue.			
	Term	Career	Institution
<input checked="" type="radio"/>	Spring 2014	Graduate Studies	LSUHSC - New Orleans
<input type="radio"/>	Summer 2014	Graduate Studies	LSUHSC - New Orleans

5. Click the **Continue** button.



6. Your class schedule displays as a List View. To change to a Weekly View, click the Weekly Calendar option. Click the List View option to return to the List View.

My Class Schedule

Select Display Option List View Weekly Calendar View

Spring 2014 | Graduate Studies | LSUHSC - New Orleans [change term](#)

Class Schedule Filter Options

Show Enrolled Classes Show Dropped Classes Show Waitlisted Classes [filter](#)

ANAT 195 - MEDICAL NEUROSCIENCE

Status	Units	Grading	Grade	Deadlines		
Enrolled	6.00	Graded				
Class Nbr	Section	Component	Days & Times	Room	Instructor	Start/End Date
1002	0001	Course Req	TuTh 10:00AM - 12:00PM	TBA	Dayton Kreston, Kimberly Paul	01/08/2014 - 05/09/2014

BIOCH 999 - EXAM ONLY

Status	Units	Grading	Grade	Deadlines		
Enrolled	0.00	Pass/No Pass				
Class Nbr	Section	Component	Days & Times	Room	Instructor	Start/End Date
1010	0001	Course Req		TBA	Nancy Davis	01/08/2014 - 05/09/2014

7. The **Class Schedule Filter Options** box allows you to look at your courses in various ways. You can view enrolled classes, dropped classes, waitlisted classes, or any combination thereof. Click the checkbox for each option you wish to view. In this example, all options are checked, so all classes are displayed.

Class Schedule Filter Options

Show Enrolled Classes Show Dropped Classes Show Waitlisted Classes [filter](#)

8. A printer friendly version of your schedule is available by clicking the Printer Friendly Page link at the bottom of the page. Use your browser's print button to print the schedule to your default printer.

[Printer Friendly Page](#)

Job Aid

9. Click the **Student Center** option from the **go to ...** drop-down list, and then click the **GO!** button, or click the Student Center link on your menu bar.

