



### PROJECTION SCREEN TYPE LEGEND

ALL DIMENSIONS IN INCHES/WEIGHT IN POUNDS

TYPE	IMAGE SIZE			CASE SIZE			WEIGHT	INSTALLATION	OPERATION	MAKE & MODEL	IMAGE SURFACE MATERIAL	CONTROL	REFERENCE DETAIL
	HEIGHT (H)	WIDTH (W)	DEPTH (D)	HEIGHT (CH)	WIDTH (CW)	DEPTH (CD)							
A	54"	96"	6 7/16"	126"	7 3/4"	80	80	CEILING RECESSED - FLUSH	MOTORIZED	DA-LITE TENSIONED ADVANTAGE ELECTROL	HD PROGRESSIVE 0.9	LOW VOLTAGE CONTROL	1/77.02
B	65"	104"	6 7/16"	131"	7 3/4"	85	85	CEILING RECESSED - FLUSH	MOTORIZED	DA-LITE TENSIONED ADVANTAGE ELECTROL	HD PROGRESSIVE 0.9	LOW VOLTAGE CONTROL	1/77.02
C	57 1/2"	92"	6 7/16"	119"	7 3/4"	80	80	CEILING RECESSED - FLUSH	MOTORIZED	DA-LITE TENSIONED ADVANTAGE ELECTROL	HD PROGRESSIVE 0.9	LOW VOLTAGE CONTROL	1/77.02

- NOTES:  
 1. SEE THE ROOM PROJECTION SCREEN SCHEDULE ON THIS SHEET FOR LOCATIONS.  
 2. PROJECTION SCREEN, PROJECTION SCREEN CONTROL SWITCHES, MOUNTING HARDWARE, CONDUITS, AND ELECTRICAL PROVIDED BY G.C.  
 3. REFER TO THE DETAILS LISTED IN THE LEGEND FOR EACH PROJECTION SCREEN TYPE.

### DISPLAY TYPE LEGEND

ALL DIMENSIONS IN INCHES / WEIGHT IN POUNDS

TYPE	IMAGE DIAGONAL	NOMINAL CASE SIZE			NOMINAL WEIGHT
		HEIGHT	WIDTH	DEPTH	
5	34"	13 3/8"	22 1/2"	2 9/16"	11.4
7	43"	21 13/16"	37 15/16"	1 3/16"	44
8	49"	24 13/16"	42 7/8"	2"	32
9	55"	29"	50"	4"	64
10	65"	34"	59"	4"	122
11	75"	37 13/16"	66 3/16"	2 1/2"	100
12	85"	44"	76"	4"	260
16	90"	46"	80"	4"	165

- NOTES:  
 1. SEE THE ROOM DISPLAY SCHEDULE ON THIS SHEET FOR LOCATIONS.  
 2. BACKING, JUNCTION BOXES, CONDUIT AND ELECTRICAL BY G.C.  
 3. DISPLAY, DISPLAY MOUNT AND CABLING PROVIDED BY THE AUDIOVISUAL SYSTEMS CONTRACTOR.

### PROJECTOR & DISPLAY MOUNTING STYLE LEGEND

MOUNTING STYLE	INSTALLATION	REFERENCE DETAIL
1	CEILING MOUNTED PROJECTOR	3/77.02
2	CEILING MOUNTED PROJECTOR/LIFT	
a	WALL MOUNTED DISPLAY	1,2,3,4,5,6,7,7.03
b	CEILING MOUNTED DISPLAY	



### ROOM PROJECTION SCREEN SCHEDULE

ALL DIMENSIONS IN INCHES

ROOM NUMBER	QTY.	SCREEN TYPE	PROJECTOR MOUNTING STYLE	SCREEN				PROJECTOR MOUNT			
				BOTTOM OF IMAGE AFF	BLACK DROP (EST.)	DISTANCE [D1]	DISTANCE [D1a]	DISTANCE [D2]	DISTANCE [D2a]		
1024	1	B	1	48"	5"	143"	0"	5"	0"		
1026	1	B	1	48"	5"	143"	0"	5"	0"		
1044	1	C	1	48"	13"	147"	0"	6"	0"		
1046	1	C	1	48"	13"	147"	0"	6"	0"		
2002	1	C	1	48"	9"	147"	0"	6"	0"		
3037	1	A	1	48"	12"	192"	0"	6"	0"		
3039	1	A	1	48"	12"	192"	0"	6"	0"		

VIDEO PROJECTOR MOUNTING STYLE DETAILS

REFER TO THE PROJECTOR & DISPLAY MOUNTING STYLE LEGEND FOR MORE INFORMATION.

PROJECTION SCREEN / VIDEO PROJECTOR RELATIONSHIP IS CRITICAL (SEE GRAPHIC AND NOTES BELOW)

### ROOM DISPLAY SCHEDULE

ALL DIMENSIONS IN INCHES

ROOM NUMBER	DISPLAY QTY.	DISPLAY TYPE	MOUNTING STYLE	ELEV AFF O.C.
1000	1	16	a	69"
1019	1	8	a	54"
1019	4	9	a	72"
1019	2	10	a	60"
1020	3	10	a	100"
1043	1	11	a	66"
1045	1	11	a	66"
1048	1	11	a	66"
1050	1	9	a	100"
1051	1	11	a	66"
1052	1	7	a	84"
1052	1	11	a	66"
1057	1	5	a	54"
1058	2	5	a	54"
1060	4	5	a	54"
1060	1	11	a	70"
1123	5	7	a	60"
1125	1	11	a	70"
1130	1	9	a	72"
1148	1	9	a	60"
2014	1	9	a	60"
2020	2	12	a	72"
2022	2	12	a	72"
2029	1	9	a	60"
2051	1	10	a	76"
2053	1	10	a	76"
2055	1	10	a	76"
2057	1	10	a	76"
2067	1	10	a	76"
2071	1	10	a	76"
2080	1	10	a	80"

FLAT PANEL DISPLAY MOUNTING STYLE DETAILS

REFER TO THE PROJECTOR & DISPLAY MOUNTING STYLE LEGEND FOR MORE INFORMATION.

### ROOM DISPLAY SCHEDULE

ALL DIMENSIONS IN INCHES

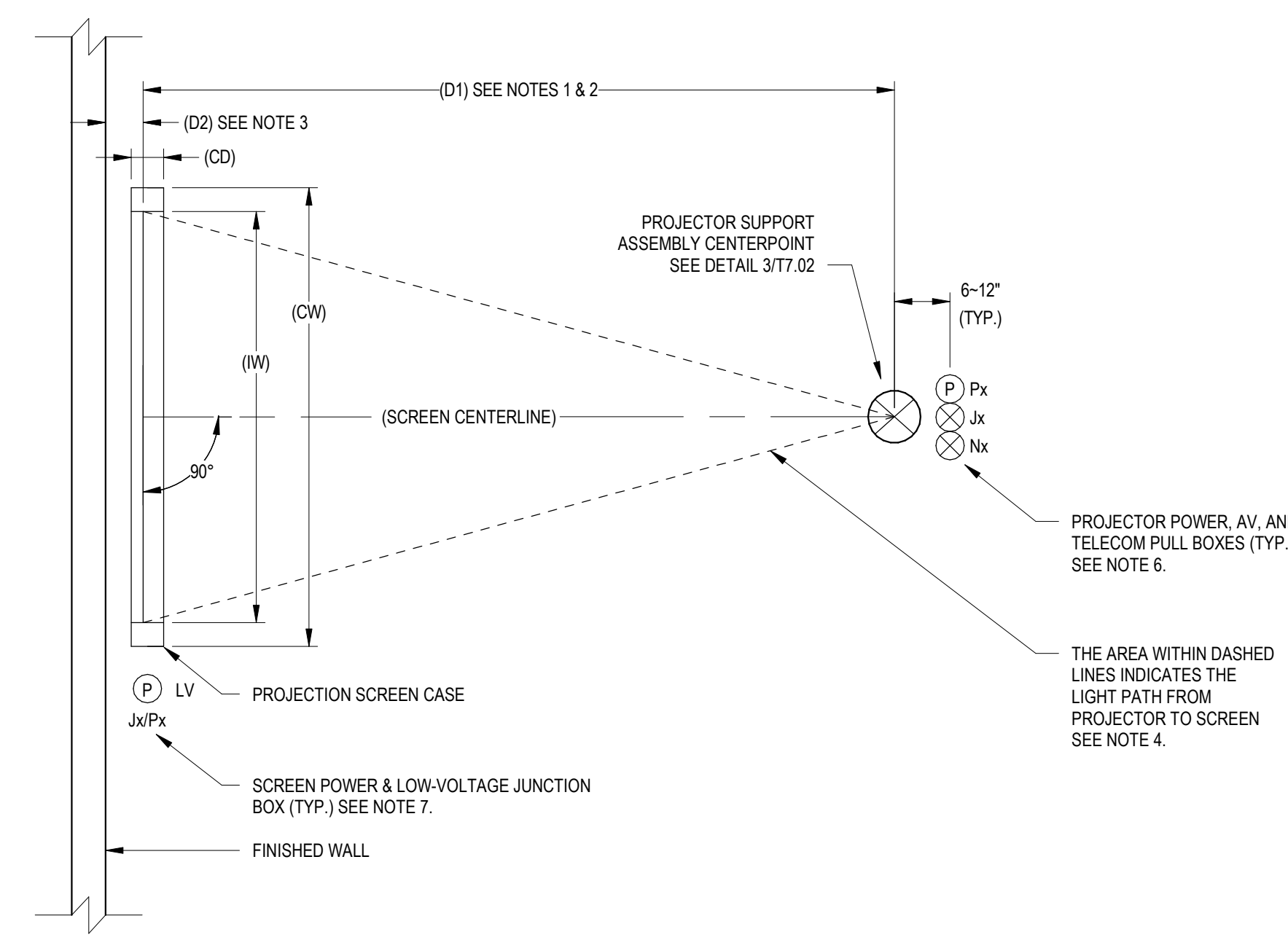
ROOM NUMBER	DISPLAY QTY.	DISPLAY TYPE	MOUNTING STYLE	ELEV AFF O.C.
2087	1	8	a	54"
2090	1	9	a	72"
2092	1	9	a	60"
2094	1	9	a	60"
2096	1	9	a	60"
2101	1	5	a	54"
2101	1	9	a	72"
2104	1	5	a	54"
2104	1	10	a	72"
2105	1	5	a	54"
2105	1	9	a	72"
2108	1	5	a	54"
2108	1	10	a	72"
2110	1	5	a	54"
2110	1	9	a	72"
2113	1	5	a	54"
2113	1	9	a	72"
2114	2	5	a	54"
2114	1	9	a	72"
2116	1	5	a	54"
2116	1	9	a	60"
2117	1	5	a	54"
2117	1	9	a	72"
2119	1	5	a	54"
2119	1	9	a	72"
2123	1	5	a	54"
2123	1	9	a	72"
2130	20	8	a	78"
2130	8	10	a	100"
3036	1	10	a	66"
3038	3	10	a	84"

### ROOM DISPLAY SCHEDULE

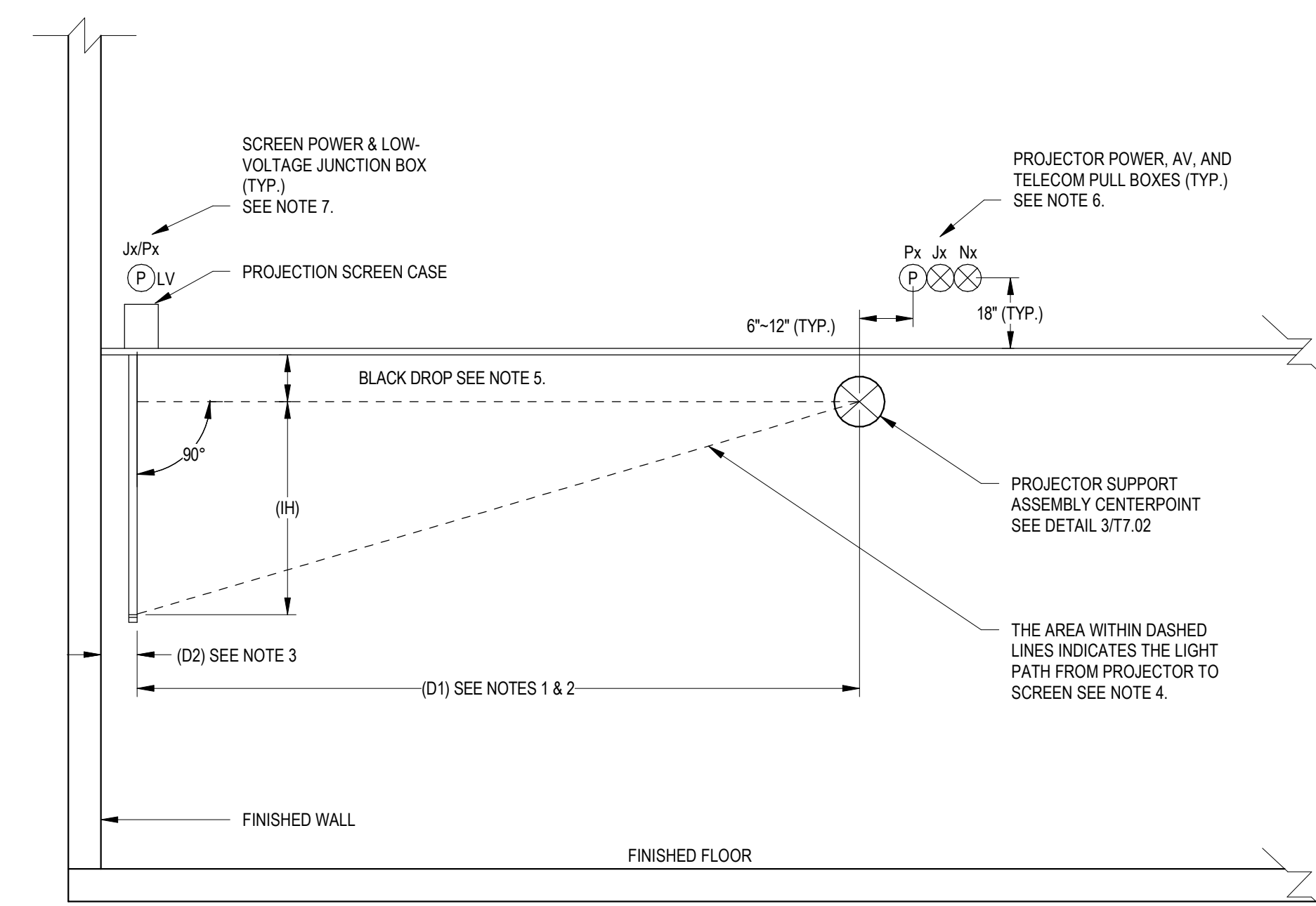
ALL DIMENSIONS IN INCHES

ROOM NUMBER	DISPLAY QTY.	DISPLAY TYPE	MOUNTING STYLE	ELEV AFF O.C.
3040	1	11	a	72"
3043	1	7	a	54"
4001	3	7	a	66"
4107	1	8	a	72"
4131	1	8	a	54"
4208	1	10	a	60"
4332	1	12	a	66"
4336	1	9	a	60"
4336	1	10	a	60"
4432	1	12	a	66"
5002	1	8	a	54"
5008	1	10	a	60"
5134	1	12	a	66"
5234	1	12	a	66"
6002	1	8	a	54"
6008	1	10	a	60"
6102	1	9	a	60"
6153	1	12	a	66"
6202	1	9	a	60"
6233	1	12	a	66"
7002	1	8	a	54"
7008	1	10	a	60"
7132	1	12	a	66"
7155	1	9	a	60"
7233	1	12	a	66"
7255	1	9	a	60"
8002	1	8	a	54"
8008	1	10	a	60"
8133	1	12	a	66"
8156	1	9	a	60"
8233	1	12	a	66"

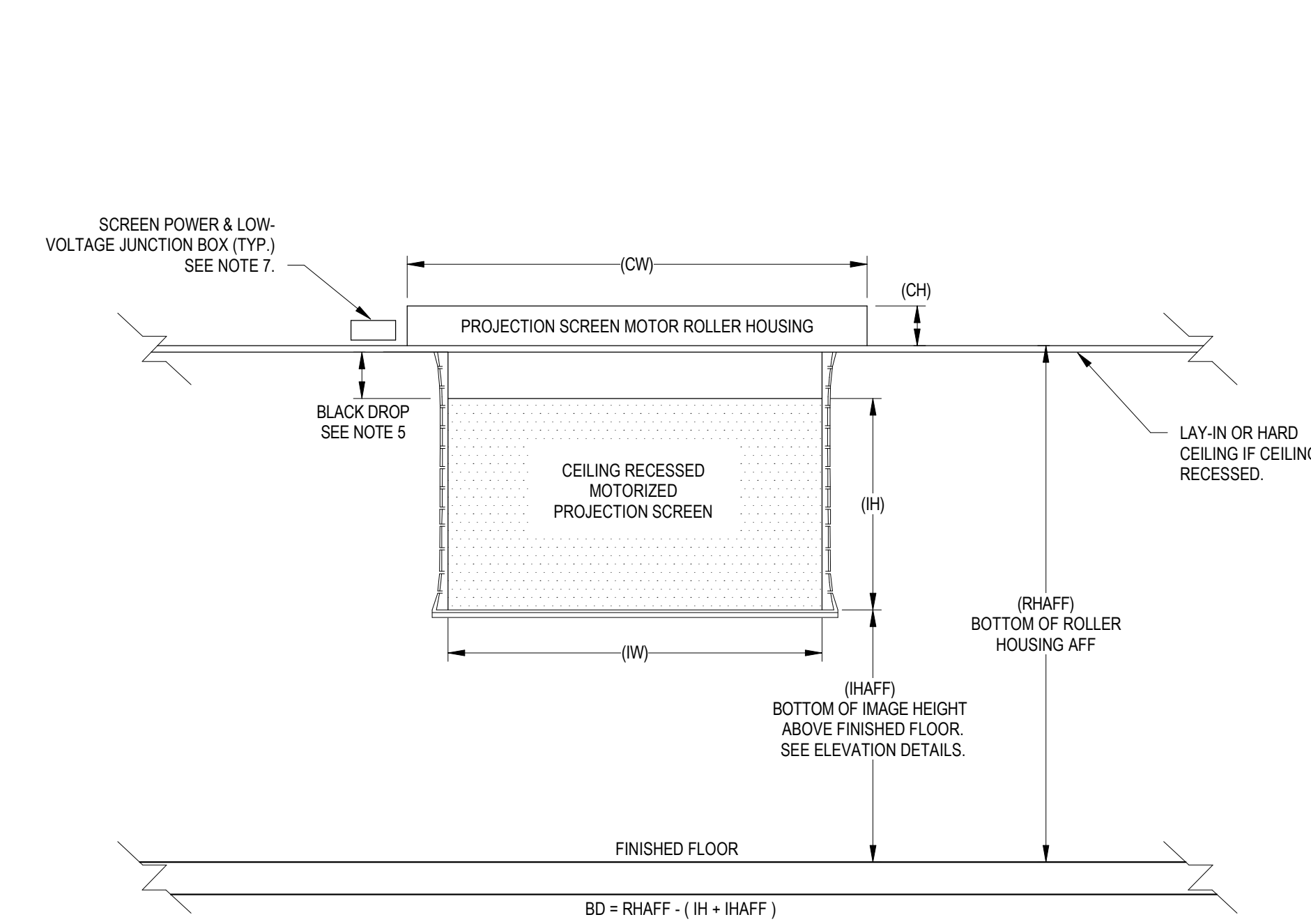
### CEILING MOUNTED VIDEO PROJECTION SCREEN & PROJECTOR LAYOUT (TYP.) - PLAN VIEW



### CEILING MOUNTED VIDEO PROJECTION SCREEN & PROJECTION LAYOUT (TYP.) - SECTION



### CEILING MOUNTED VIDEO PROJECTION SCREEN (TYP.) (AUDIENCE VIEW)



#### PROJECTION SCREEN / VIDEO PROJECTOR RELATIONSHIP NOTES:

- (D1) - "VERTICAL DISTANCE" - D1 IS THE DISTANCE FROM THE PROJECTION SCREEN SURFACE TO THE CENTER OF THE PROJECTOR CEILING MOUNT ASSEMBLY. IF DISTANCE (D2) MUST BE INCREASED FOR ANY REASON, DISTANCE (D1) MUST BE MAINTAINED.
- (D1a) - IS THE ALLOWABLE +/- VARIANCE IN DISTANCE OF (D1) TO ACCOMMODATE STRUCTURAL OR OTHER OBSTRUCTIONS. EXAMPLE: IF D1 = 300" AND D1a = 10" THEN THE CENTER OF THE PROJECTOR CEILING MOUNT MAY BE LOCATED BETWEEN 290" TO 310" ON SCREEN CENTERLINE FROM THE PROJECTION SCREEN SURFACE.
- (D2) - IS THE MINIMUM DISTANCE FROM THE PROJECTION WALL TO THE PROJECTION SCREEN SURFACE. IF DISTANCE D2 MUST BE INCREASED TO ACCOMMODATE STRUCTURAL OR OTHER OBSTRUCTIONS TO A DISTANCE GREATER THAN D2 - D2a CONTACT THE CONSULTANT FOR FURTHER INSTRUCTIONS.
- THE PROJECTOR MUST ALWAYS HAVE A CLEAR VIEW OF THE ENTIRE SCREEN IMAGE AREA WITHOUT OBSTRUCTIONS.
- BLACK DROP: - THE AMOUNT OF BLACK DROP LISTED IN THE ROOM PROJECTION SCREEN SCHEDULE IS A DESIGN ESTIMATE. BLACK DROP REQUIREMENTS SHALL BE FIELD VERIFIED PER SCREEN INSTANCE PRIOR TO ISSUING SUBMITTALS. THE AMOUNT OF BLACK DROP (BD) REQUIRED IS DETERMINED BY ADDING THE ELEVATION OF THE BOTTOM OF THE IMAGE HEIGHT ABOVE FINISHED FLOOR (IHAF) TO THE IMAGE HEIGHT (IH) AND SUBTRACTING THAT NUMBER FROM THE ELEVATION OF THE UNDERSIDE OF THE PROJECTION SCREEN ROLLER HOUSING ABOVE FINISHED FLOOR (RHAF). THE REMAINDER WILL BE THE AMOUNT OF REQUIRED BLACK DROP (SEE GRAPHIC ABOVE). THE AMOUNT OF EXCESS BLACK DROP MATERIAL REMAINING ON THE PROJECTION SCREEN ROLLER, WHEN THE SCREEN IS DEPLOYED TO ITS SPECIFIED BOTTOM OF IMAGE HEIGHT ABOVE FINISHED FLOOR ELEVATION, SHOULD NEVER EXCEED MORE THAN ONE WRAP. IN CASES WHERE CEILING HEIGHT VARIES IN THE FIELD FROM THE DRAWINGS, THE SPECIFIED IMAGE HEIGHT ABOVE FINISHED FLOOR RULES.
- PROJECTOR POWER, AV, & TELECOM PULL BOX LOCATIONS RELATIVE TO THE PROJECTOR SUPPORT MAY VARY BY SUPPORT & CEILING TYPE. VERIFY BEFORE INSTALLATION.
- PROJECTION SCREEN POWER AND LOW VOLTAGE JUNCTION BOX (TYPICAL). LOCATE ON THE SAME SIDE OF THE SCREEN AS SCREEN ELECTRICAL CONNECTIONS WHICH MAY VARY BY SCREEN TYPE. VERIFY LOCATION PRIOR TO INSTALLATION.

1 TYPICAL PROJECTION SCREEN  
 TO.02 12" = 1'-0"

### REPURPOSING INTERIM HOSPITAL LOUISIANA STATE UNIVERSITY MEDICAL CENTER

2021 PERDIDO ST, NEW ORLEANS, LOUISIANA 70112  
 FP&C PROJECT NO. | 19-604N-16-01, PT. 01, F.19001156;  
 F.19.002168-01-107-05B-13, F.01003750; & 19-604N-05-05,  
 F.19002231 (SUPPLEMENT)

EDR PROJECT NO. | 16053

PROJECT ISSUE DATE | 26 APR 2019

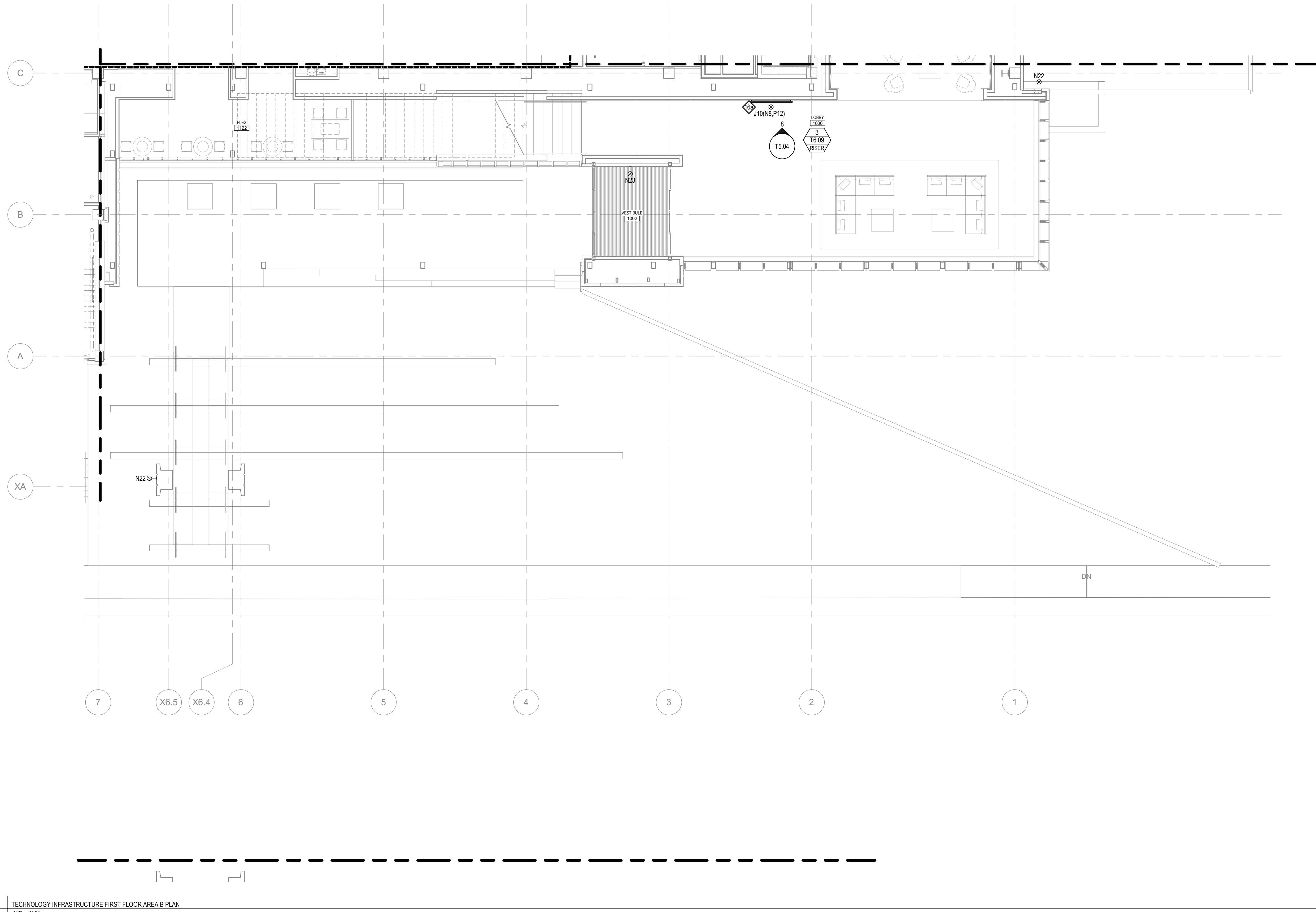
BID DOCUMENTS

© Eskew+Dumez+Ripple 2019  
 A Professional Corporation

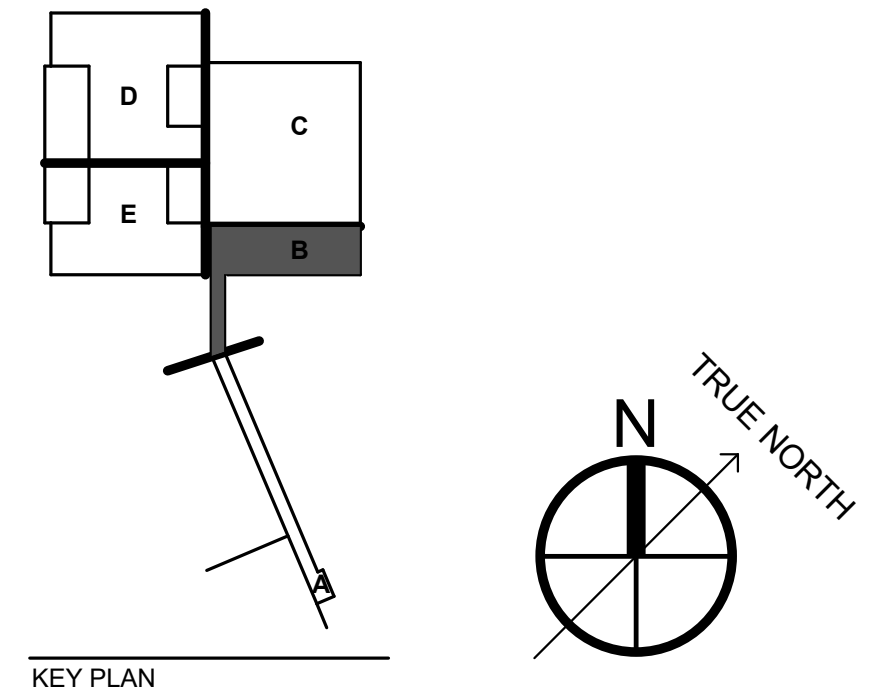
The intent of the Contract Documents is to include all items necessary for proper execution and completion of the work by Contractor. The Contract Documents are complementary, and what is required by one shall be as binding as if required by all; performance by the Contractor shall be required only to the extent consistent with the Contract Documents and reasonably inferable from them as being necessary to produce the indicated results.

REVISIONS

### TECHNOLOGY INFRASTRUCTURE SCHEDULES AND NOTES



TECHNOLOGY INFRASTRUCTURE FIRST FLOOR AREA B PLAN  
1/8" = 1'-0"



**REPURPOSING INTERIM HOSPITAL  
LOUISIANA STATE UNIVERSITY  
MEDICAL CENTER**

2021 PERDIDO ST, NEW ORLEANS, LOUISIANA 70112  
FP&C PROJECT NO. | 19-604N-16-01, PT. 01, F.19001156;  
F.19.002168;01-107-05B-13, F.01003750; & 19-604N-05-05,  
F.19002231 (SUPPLEMENT)  
EDR PROJECT NO. | 16053

PROJECT ISSUE DATE | 26 APR 2019

BID DOCUMENTS

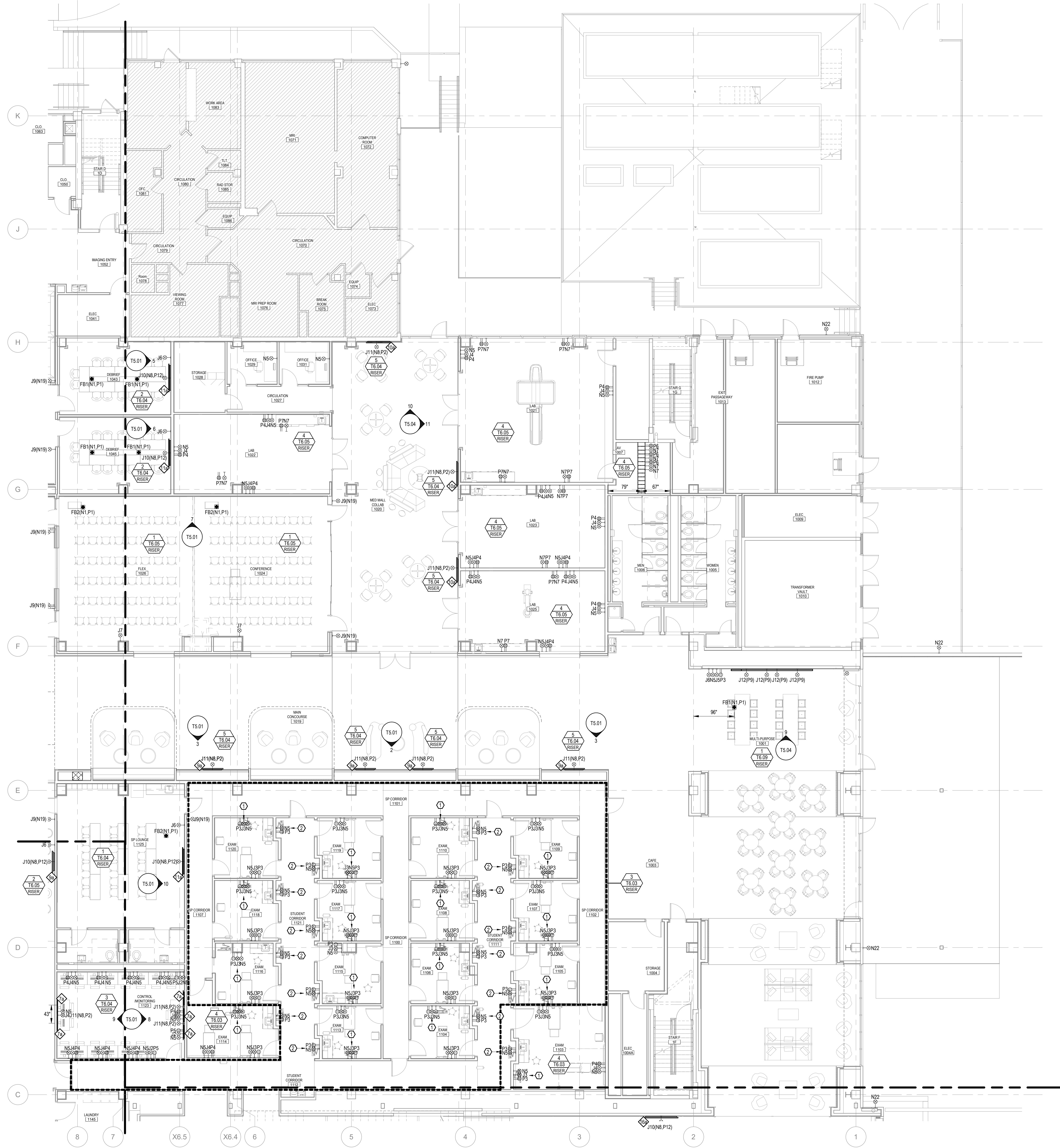
© Eskew+Dumez+Ripple 2019  
A Professional Corporation

The intent of the Contract Documents is to include all items necessary for proper execution and completion of the work by Contractor. The Contract Documents are complementary, and what is required by one shall be as binding as if required by all; performance by the Contractor shall be required only to the extent consistent with the Contract Documents and reasonably inferable from them as being necessary to produce the indicated results.

REVISIONS

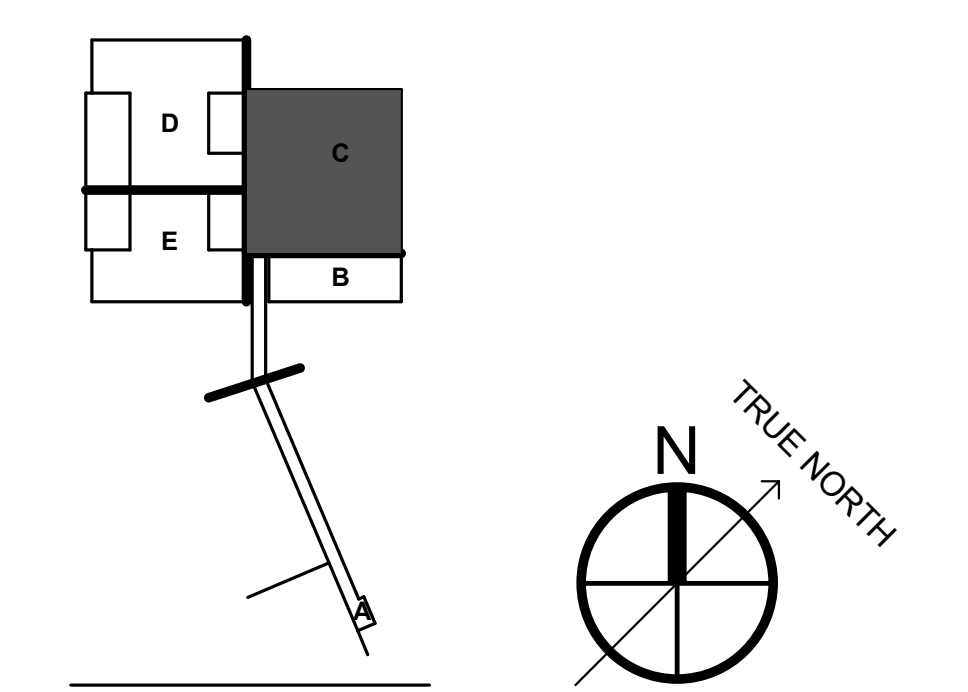
**TECHNOLOGY INFRASTRUCTURE  
FIRST FLOOR AREA B PLAN**





**CODED NOTES**

- SEE DETAIL 8/77.03
- SEE DETAIL 2/77.04



**REPURPOSING INTERIM HOSPITAL  
 LOUISIANA STATE UNIVERSITY  
 MEDICAL CENTER**  
 2021 PERDIDO ST, NEW ORLEANS, LOUISIANA 70112  
 FP&C PROJECT NO. | 19-604N-16-01, PT. 01, F.19001156;  
 F.19.002168;01-107-05B-13, F.01003750; & 19-604N-05-05,  
 F.19002231 (SUPPLEMENT)  
 EDR PROJECT NO. | 16053

PROJECT ISSUE DATE | 26 APR 2019  
 BID DOCUMENTS

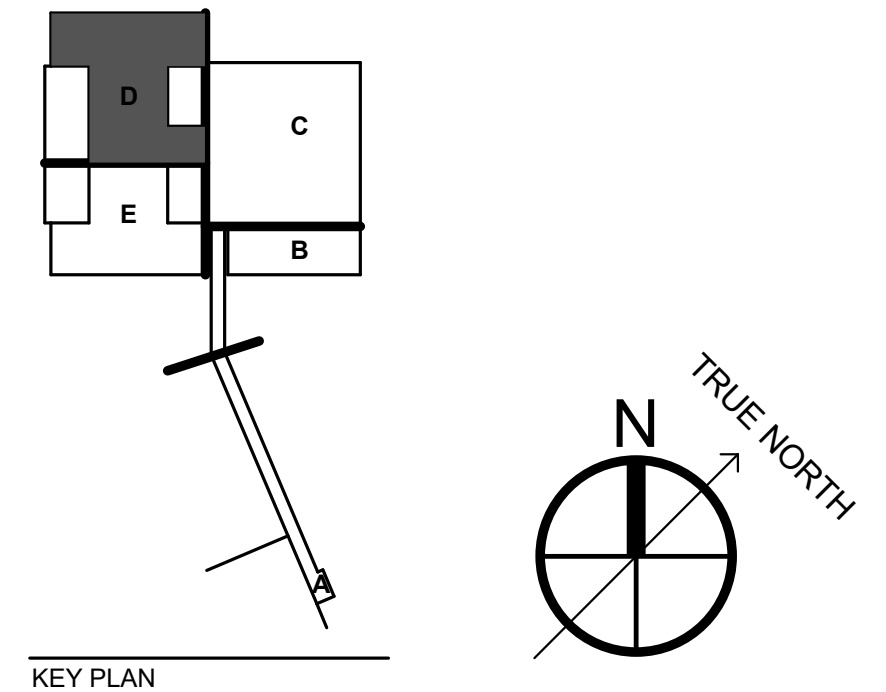
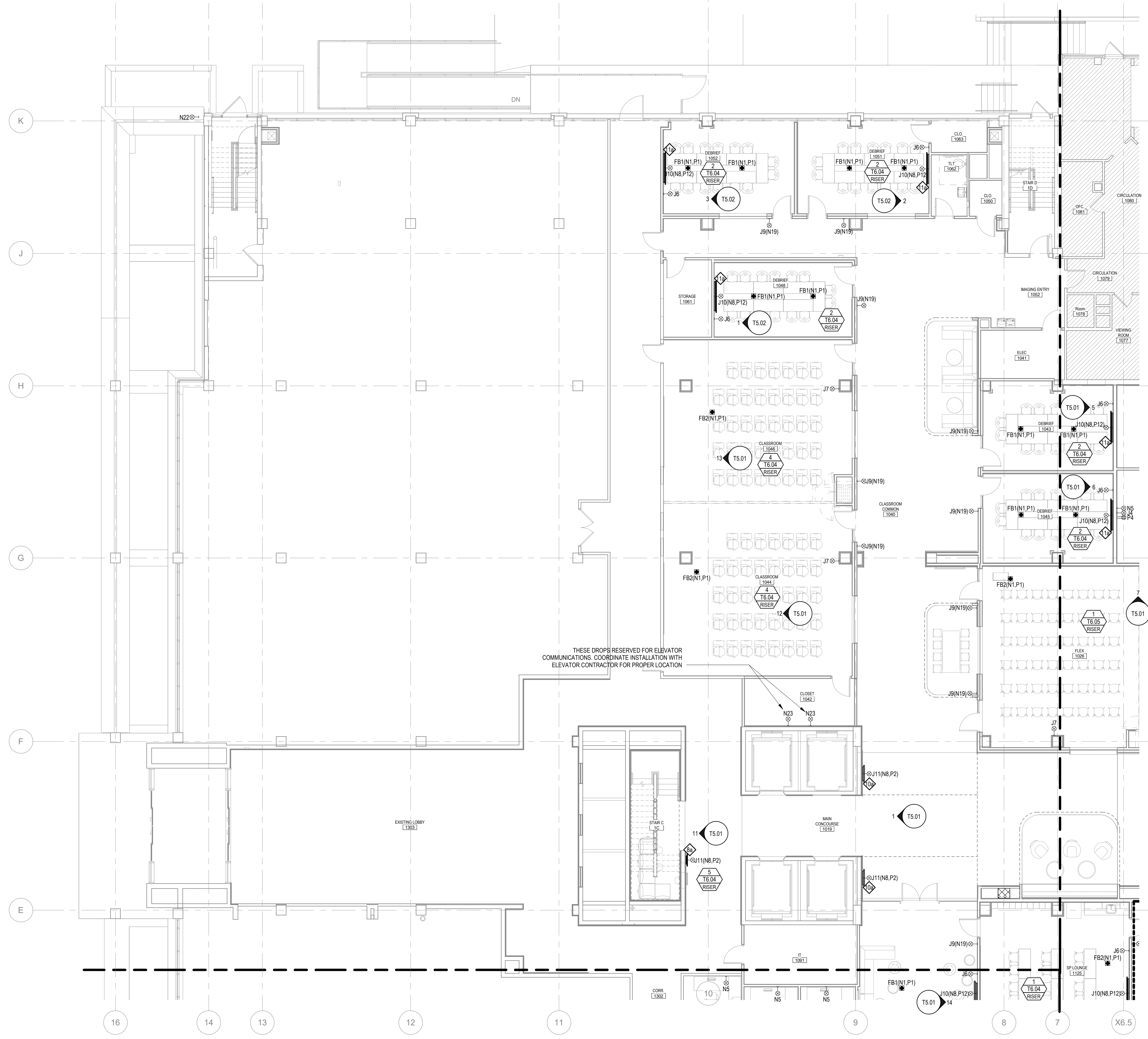
© Eskew+Dumez+Ripple 2019  
 A Professional Corporation

The intent of the Contract Documents is to include all items necessary for proper execution and completion of the work by Contractor. The Contract Documents are complementary, and what is required by one shall be as binding as if required by all; performance by the Contractor shall be required only to the extent consistent with the Contract Documents and reasonably inferable from them as being necessary to produce the indicated results.

REVISIONS

**TECHNOLOGY INFRASTRUCTURE  
 FIRST FLOOR AREA C PLAN**





KEY PLAN

**REPURPOSING INTERIM HOSPITAL  
LOUISIANA STATE UNIVERSITY  
MEDICAL CENTER**

2021 PERDIDO ST, NEW ORLEANS, LOUISIANA 70112  
FP&C PROJECT NO. | 19-604N-16-01, PT. 01, F.19001156;  
F.19.002168-01-107-05B-13, F.01003750; & 19-604N-05-05,  
F.19002231 (SUPPLEMENT)  
EDR PROJECT NO. | 16053

PROJECT ISSUE DATE | 26 APR 2019

BID DOCUMENTS

© Eskew+Dumez+Ripple 2019  
A Professional Corporation

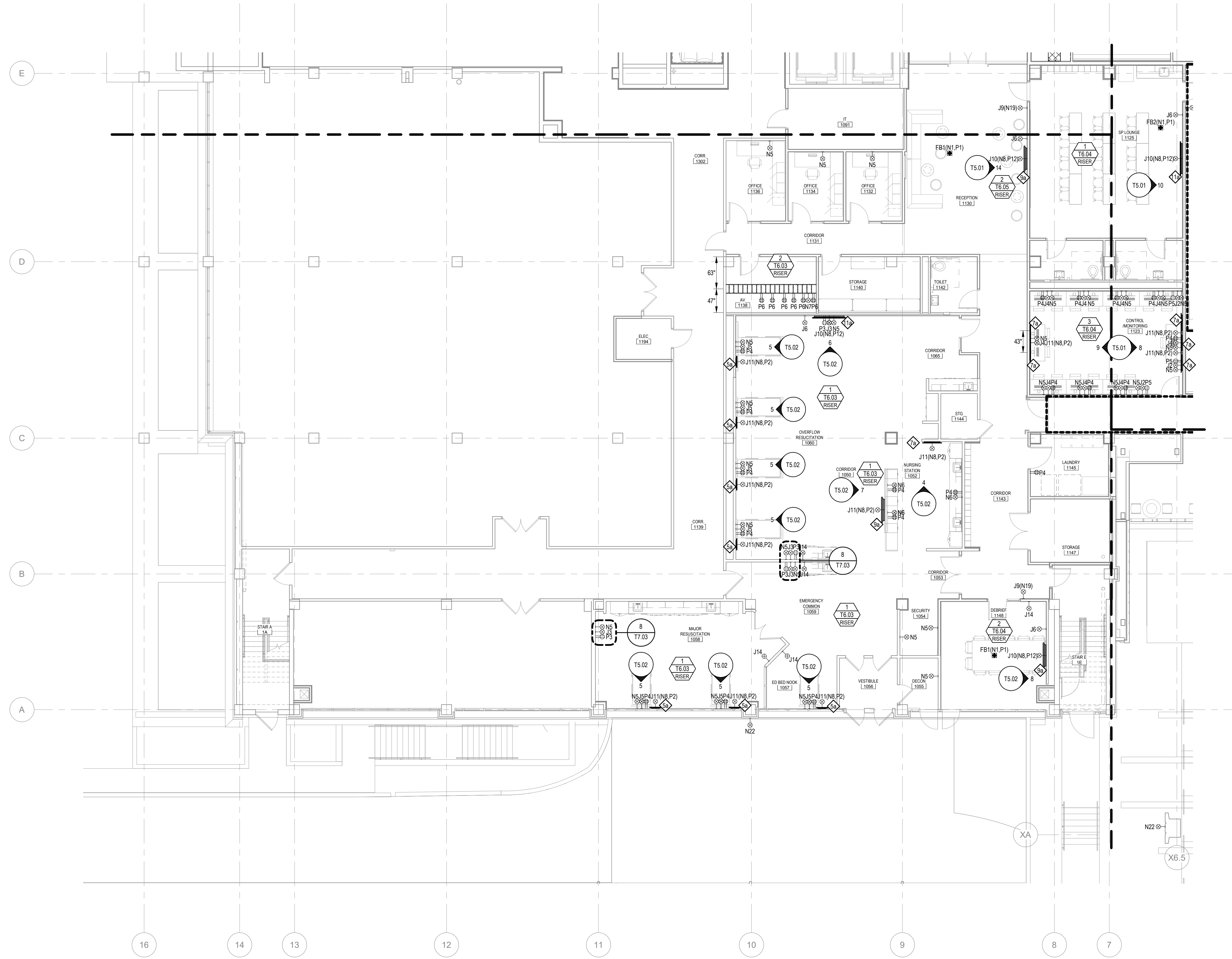
The intent of the Contract Documents is to include all items necessary for proper execution and completion of the work by Contractor. The Contract Documents are complementary, and what is required by one shall be as binding as if required by all; performance by the Contractor shall be required only to the extent consistent with the Contract Documents and reasonably inferable from them as being necessary to produce the indicated results.

REVISIONS

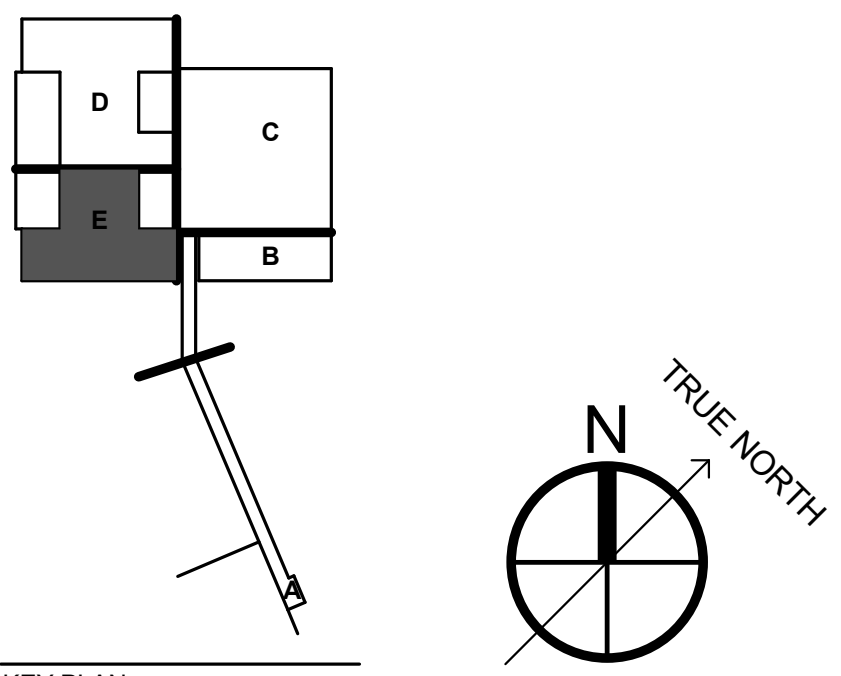
TECHNOLOGY INFRASTRUCTURE FIRST FLOOR AREA D PLAN  
1/8" = 1'-0"

FOR AV CONTRACTOR REFERENCE ONLY

**TECHNOLOGY INFRASTRUCTURE  
FIRST FLOOR AREA D PLAN**



TECHNOLOGY INFRASTRUCTURE FIRST FLOOR AREA E PLAN  
1/8" = 1'-0"



KEY PLAN

**REPURPOSING INTERIM HOSPITAL  
LOUISIANA STATE UNIVERSITY  
MEDICAL CENTER**

2021 PERDIDO ST, NEW ORLEANS, LOUISIANA 70112  
FP&C PROJECT NO. | 19-604N-16-01, PT. 01, F.19001156;  
F.19.002168;01-107-05B-13, F.01003750; & 19-604N-05-05,  
F.19002231 (SUPPLEMENT)

EDR PROJECT NO. | 16053

PROJECT ISSUE DATE | 26 APR 2019

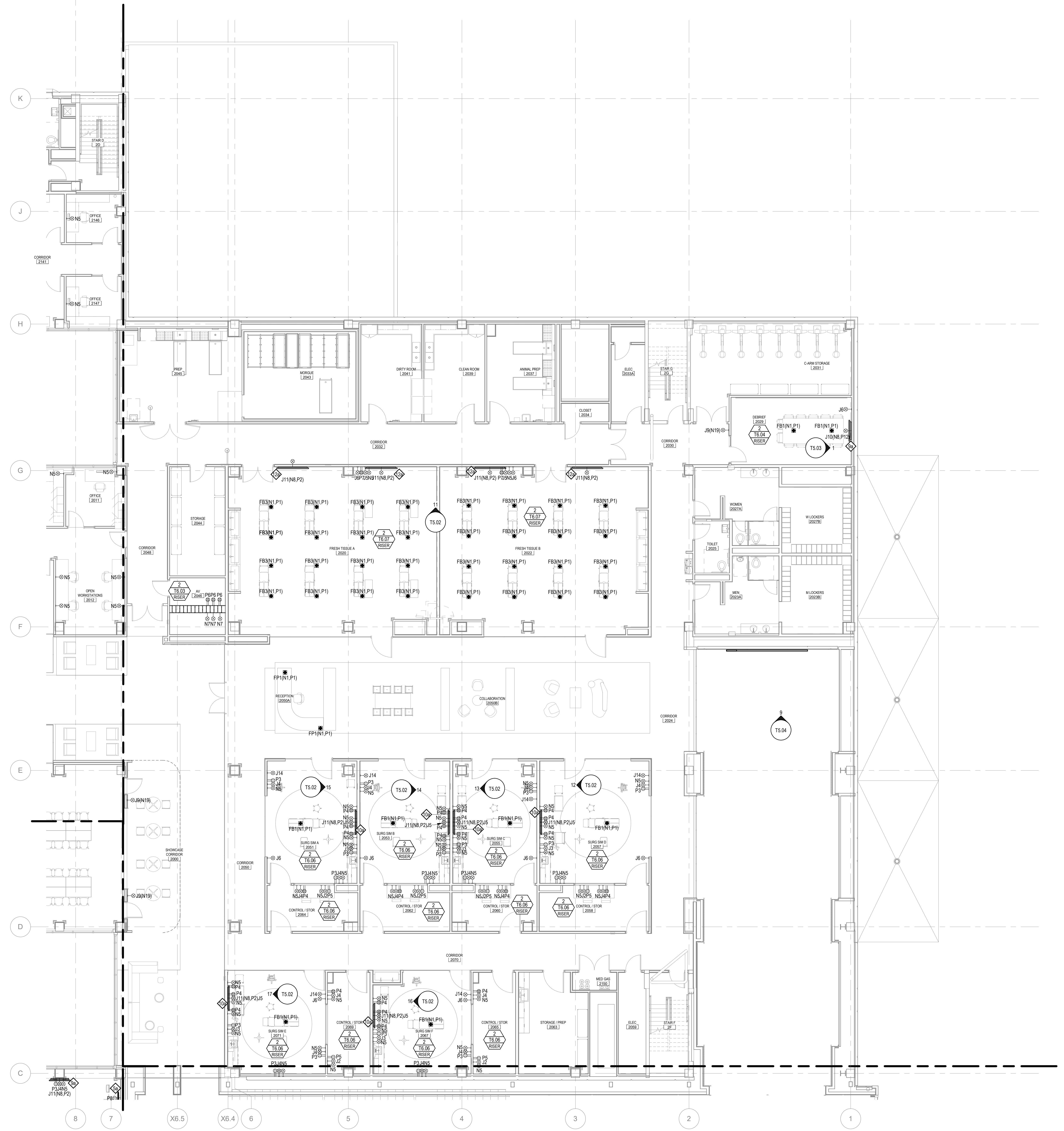
BID DOCUMENTS

© Eskew+Dumez+Ripple 2019  
A Professional Corporation

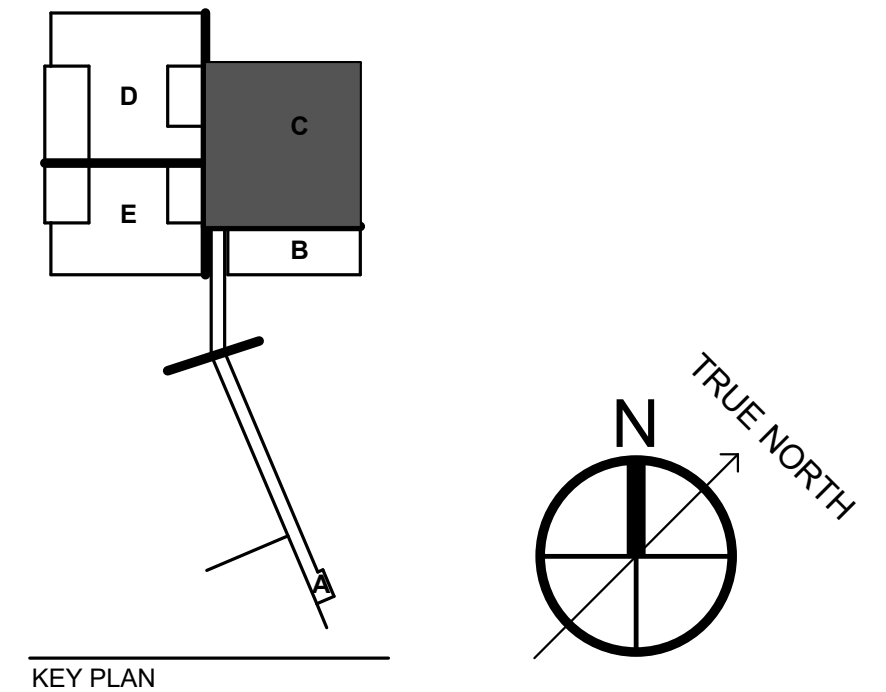
The intent of the Contract Documents is to include all items necessary for proper execution and completion of the work by Contractor. The Contract Documents are complementary, and what is required by one shall be as binding as if required by all; performance by the Contractor shall be required only to the extent consistent with the Contract Documents and reasonably inferable from them as being necessary to produce the indicated results.

REVISIONS

**TECHNOLOGY INFRASTRUCTURE  
FIRST FLOOR AREA E PLAN**



FOR AV CONTRACTOR REFERENCE ONLY



REPURPOSING INTERIM HOSPITAL  
LOUISIANA STATE UNIVERSITY  
MEDICAL CENTER

2021 PERDIDO ST, NEW ORLEANS, LOUISIANA 70112  
FP&C PROJECT NO. | 19-604N-16-01, PT. 01, F.19001156;  
F.19.002168-01-107-05B-13, F.01003750; & 19-604N-05-05,  
F.19002231 (SUPPLEMENT)

EDR PROJECT NO. | 16053  
PROJECT ISSUE DATE | 26 APR 2019

BID DOCUMENTS

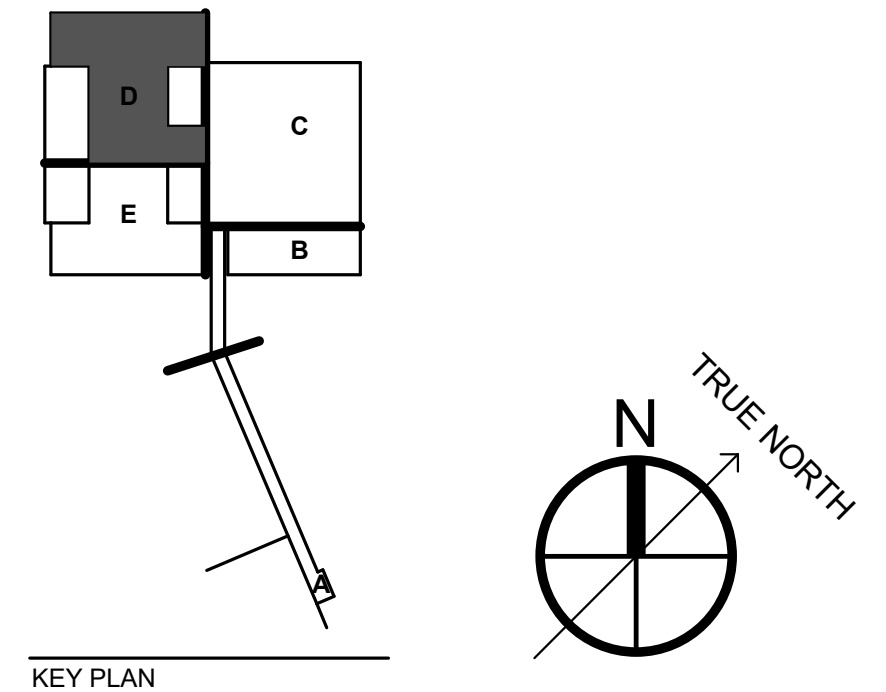
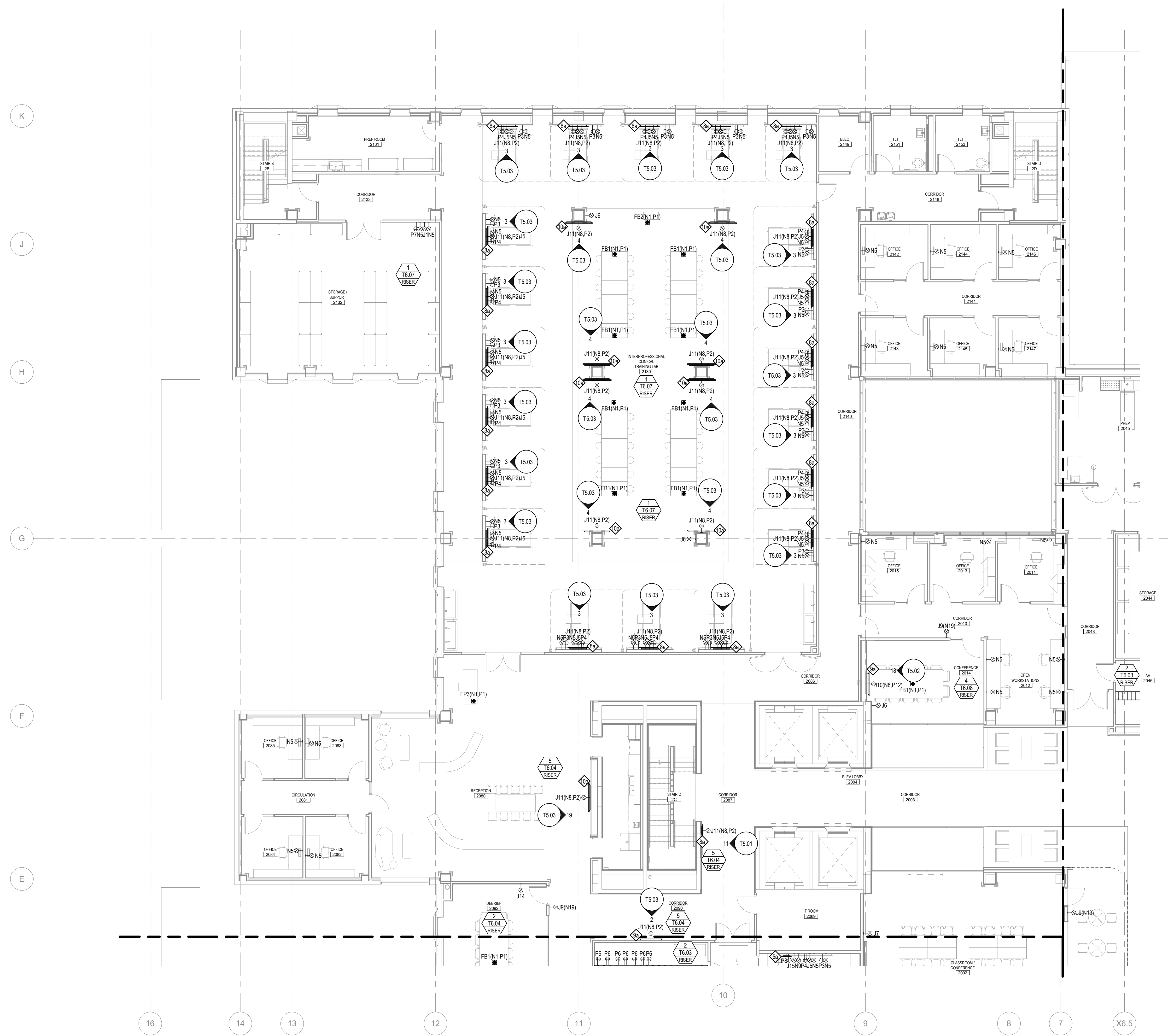
© Eskew+Dumez+Ripple 2019  
A Professional Corporation

The intent of the Contract Documents is to include all items necessary for proper execution and completion of the work by Contractor. The Contract Documents are complementary, and what is required by one shall be as binding as if required by all; performance by the Contractor shall be required only to the extent consistent with the Contract Documents and reasonably inferable from them as being necessary to produce the indicated results.

REVISIONS

TECHNOLOGY INFRASTRUCTURE  
SECOND FLOOR AREA C PLAN





KEY PLAN

**REPURPOSING INTERIM HOSPITAL  
LOUISIANA STATE UNIVERSITY  
MEDICAL CENTER**

2021 PERDIDO ST, NEW ORLEANS, LOUISIANA 70112  
FP&C PROJECT NO. | 19-604N-16-01, PT. 01, F.19001156;  
F.19.002168;01-107-05B-13, F.01003750; & 19-604N-05-05,  
F.19002231 (SUPPLEMENT)  
EDR PROJECT NO. | 16053

PROJECT ISSUE DATE | 26 APR 2019

BID DOCUMENTS

© Eskew+Dumez+Ripple 2019  
A Professional Corporation

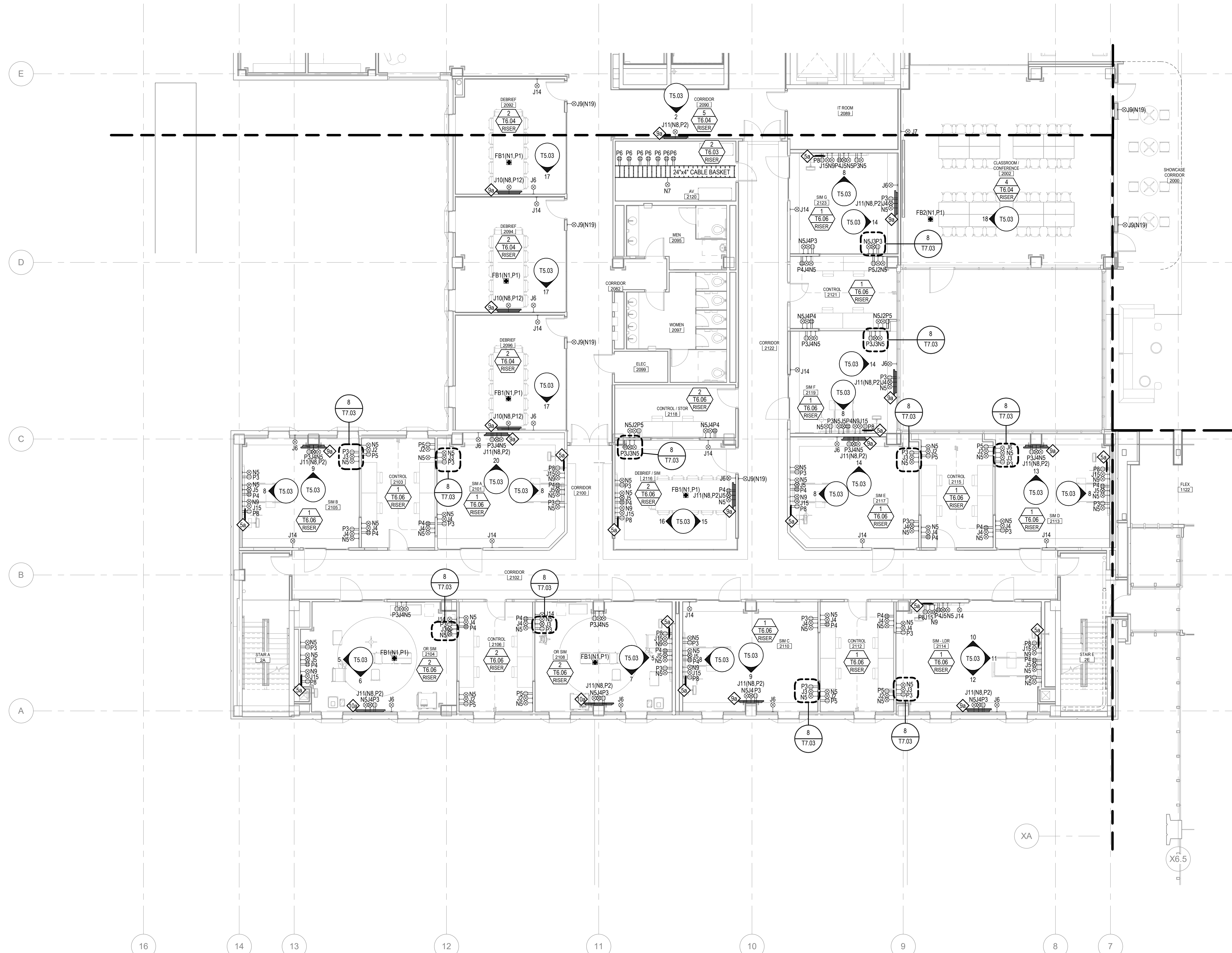
The intent of the Contract Documents is to include all items necessary for proper execution and completion of the work by Contractor. The Contract Documents are complementary, and what is required by one shall be as binding as if required by all; performance by the Contractor shall be required only to the extent consistent with the Contract Documents and reasonably inferable from them as being necessary to produce the indicated results.

REVISIONS

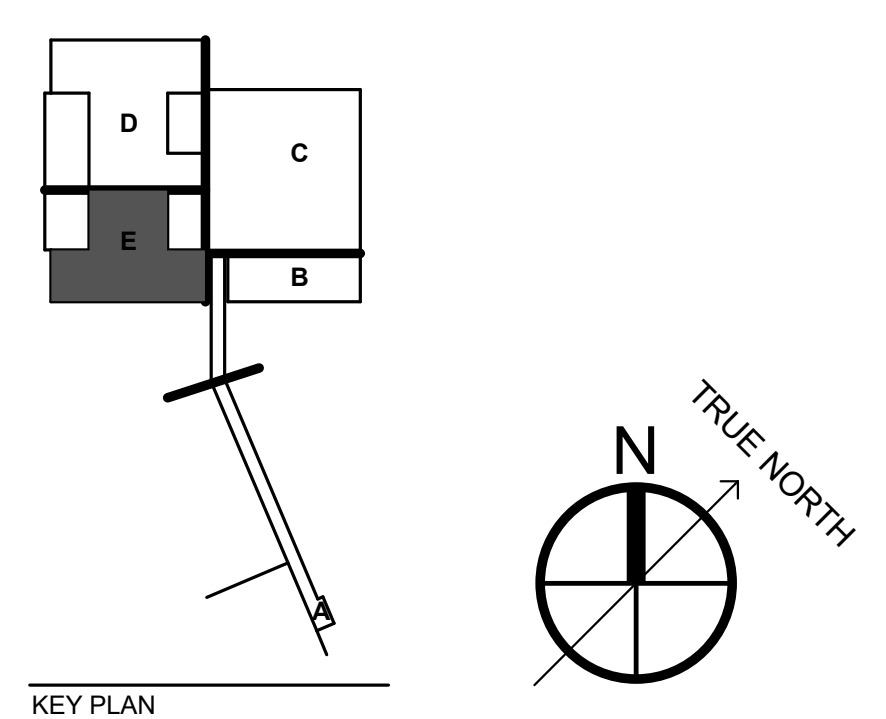
TECHNOLOGY INFRASTRUCTURE SECOND FLOOR AREA D PLAN  
1/8" = 1'-0"

FOR AV CONTRACTOR REFERENCE ONLY

**TECHNOLOGY INFRASTRUCTURE  
SECOND FLOOR AREA D PLAN**



TECHNOLOGY INFRASTRUCTURE SECOND FLOOR AREA E PLAN  
1/8" = 1'-0"



**REPURPOSING INTERIM HOSPITAL  
LOUISIANA STATE UNIVERSITY  
MEDICAL CENTER**

2021 PERDIDO ST, NEW ORLEANS, LOUISIANA 70112  
FP&C PROJECT NO. | 19-604N-16-01, PT. 01, F.19001156;  
F.19.002168-01-107-05B-13, F.01003750; & 19-604N-05-05,  
F.19002231 (SUPPLEMENT)  
EDR PROJECT NO. | 16053

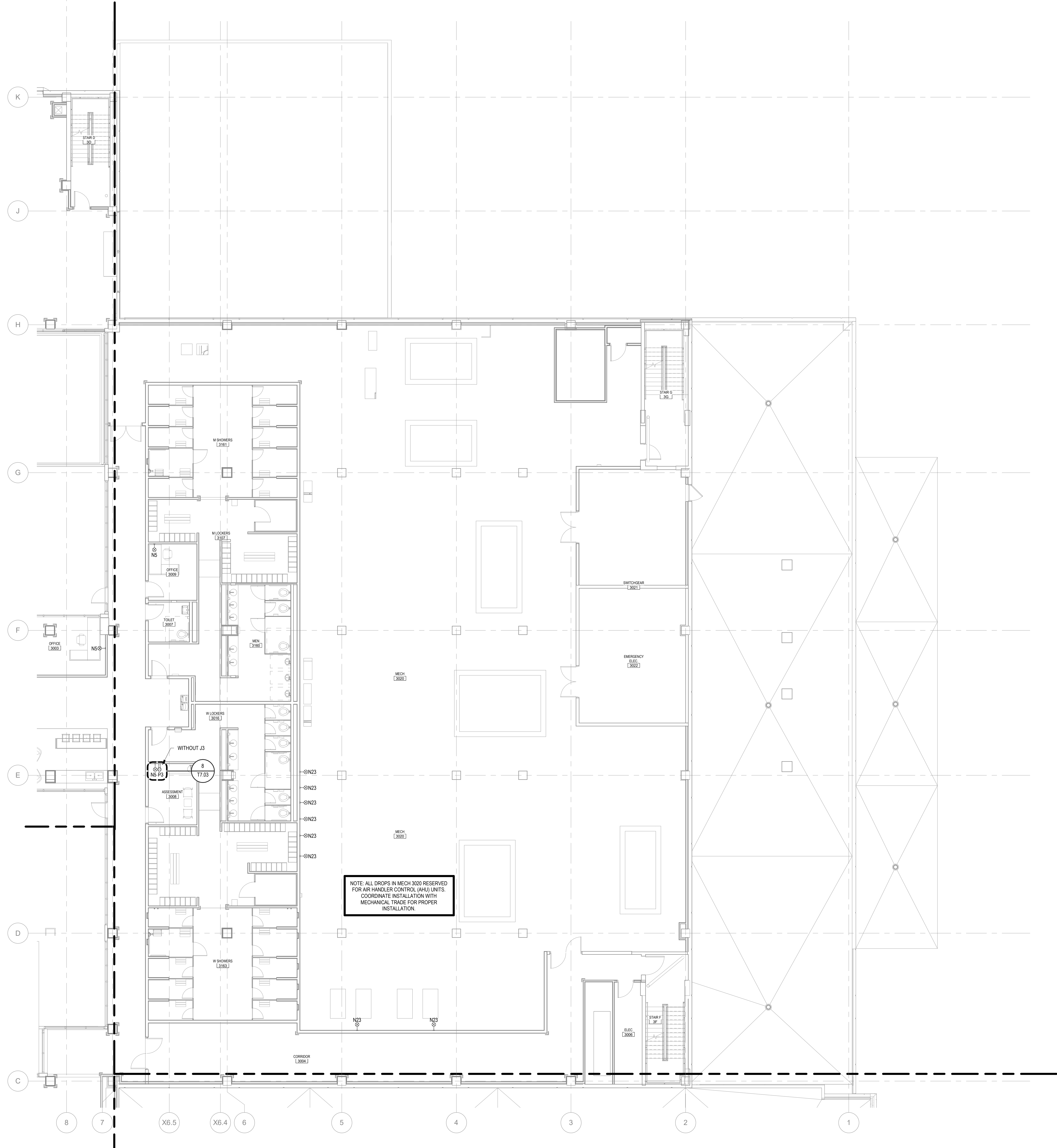
PROJECT ISSUE DATE | 26 APR 2019  
BID DOCUMENTS

© Eskew+Dumez+Ripple 2019  
A Professional Corporation

The intent of the Contract Documents is to include all items necessary for proper execution and completion of the work by Contractor. The Contract Documents are complementary, and what is required by one shall be as binding as if required by all; performance by the Contractor shall be required only to the extent consistent with the Contract Documents and reasonably inferable from them as being necessary to produce the indicated results.

REVISIONS

**TECHNOLOGY INFRASTRUCTURE  
SECOND FLOOR AREA E PLAN**



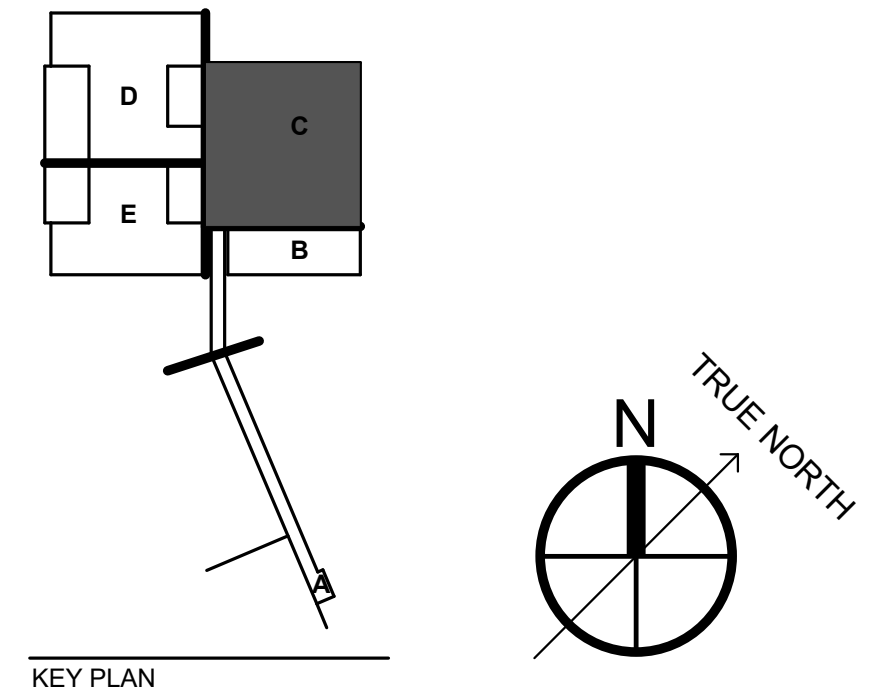
TECHNOLOGY INFRASTRUCTURE THIRD FLOOR AREA C PLAN  
1/8" = 1'-0"

FOR AV CONTRACTOR REFERENCE ONLY

**THE SEXTANT GROUP, INC.**  
700 WATERFRONT DRIVE  
SUITE 200  
PITTSBURGH, PA 15222  
412.323.8580



AV • IT • SECURITY CONSULTANT



KEY PLAN

**REPURPOSING INTERIM HOSPITAL  
LOUISIANA STATE UNIVERSITY  
MEDICAL CENTER**

2021 PERDIDO ST, NEW ORLEANS, LOUISIANA 70112  
FP&C PROJECT NO. | 19-604N-16-01, PT. 01, F.19001156;  
F.19.002168;01-107-05B-13, F.01003750; & 19-604N-05-05,  
F.19002231 (SUPPLEMENT)

EDR PROJECT NO. | 16053

PROJECT ISSUE DATE | 26 APR 2019

BID DOCUMENTS

© Eskew+Dumez+Ripple 2019  
A Professional Corporation

The intent of the Contract Documents is to include all items necessary for proper execution and completion of the work by Contractor. The Contract Documents are complementary, and what is required by one shall be as binding as if required by all; performance by the Contractor shall be required only to the extent consistent with the Contract Documents and reasonably inferable from them as being necessary to produce the indicated results.

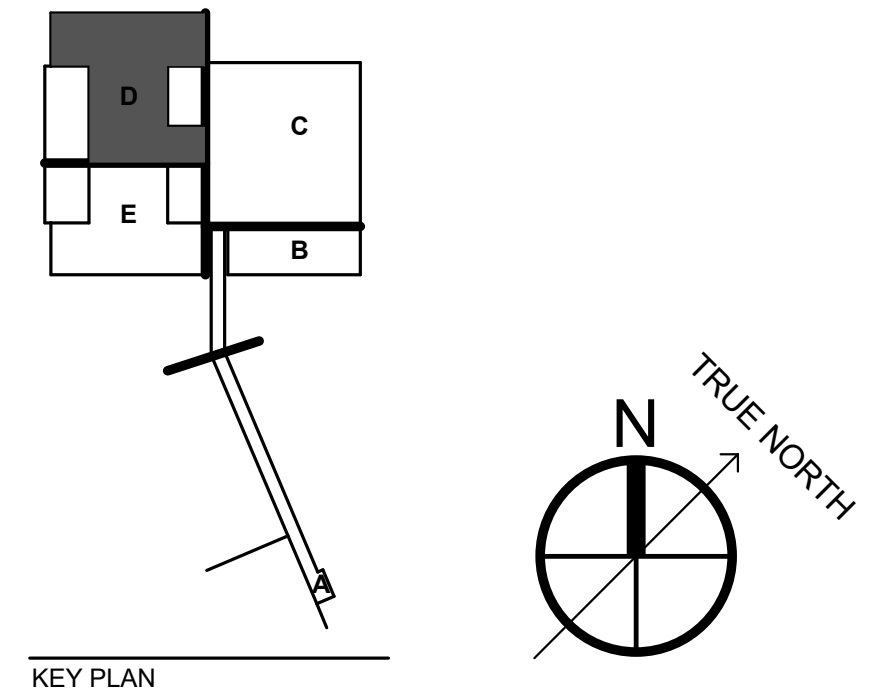
REVISIONS

**TECHNOLOGY INFRASTRUCTURE  
THIRD FLOOR AREA C PLAN**





NOTE: ALL DROPS IN MECH 3092 RESERVED FOR AIR HANDLER CONTROL (AHU) UNITS. COORDINATE INSTALLATION WITH MECHANICAL TRADE FOR PROPER INSTALLATION.



**REPURPOSING INTERIM HOSPITAL  
LOUISIANA STATE UNIVERSITY  
MEDICAL CENTER**

2021 PERDIDO ST, NEW ORLEANS, LOUISIANA 70112  
FP&C PROJECT NO. | 19-604N-16-01, PT. 01, F.19001156;  
F.19.002168-01-107-05B-13, F.01003750; & 19-604N-05-05,  
F.19002231 (SUPPLEMENT)  
EDR PROJECT NO. | 16053

PROJECT ISSUE DATE | 26 APR 2019

BID DOCUMENTS

© Eskew+Dumez+Ripple 2019  
A Professional Corporation

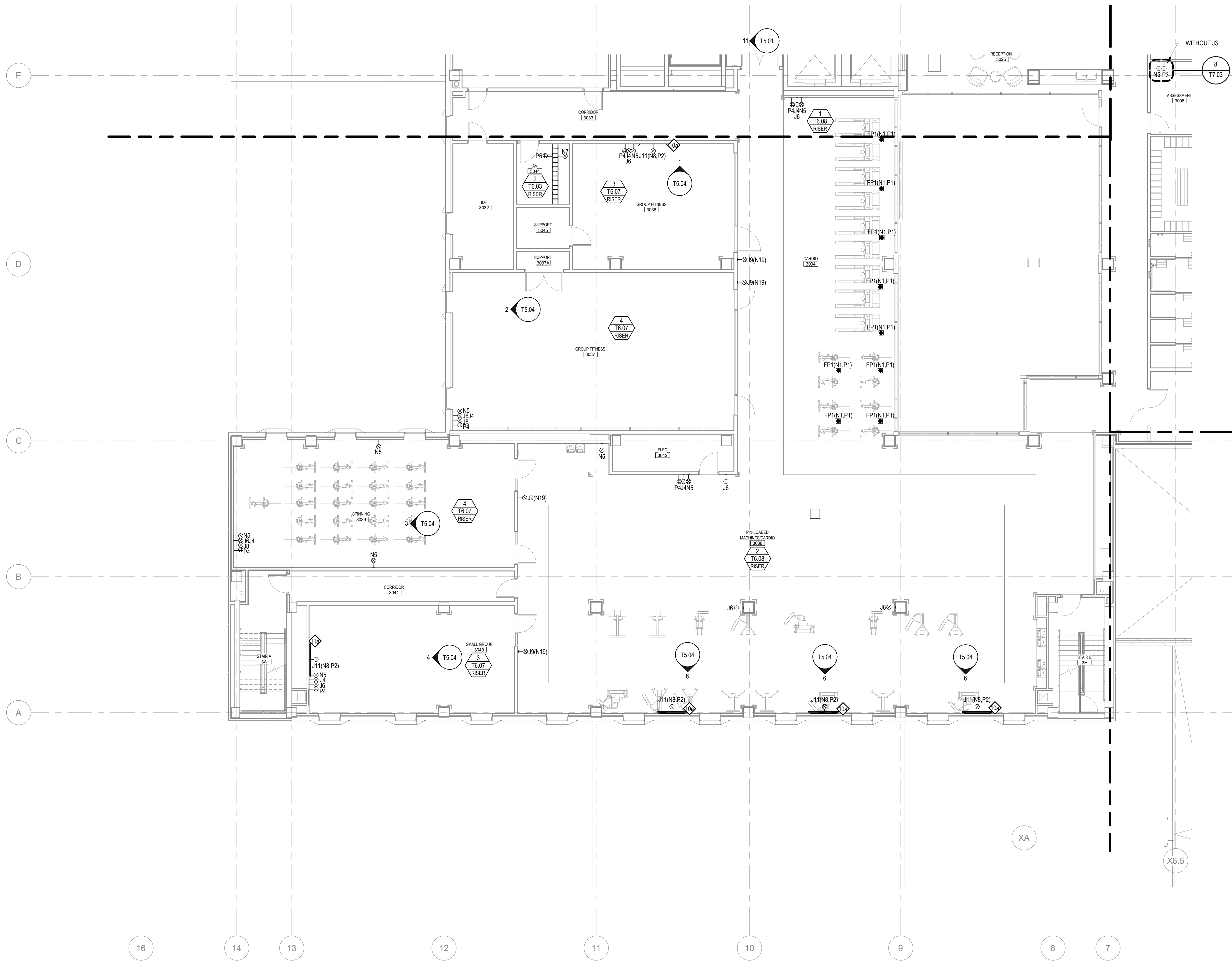
The intent of the Contract Documents is to include all items necessary for proper execution and completion of the work by Contractor. The Contract Documents are complementary, and what is required by one shall be as binding as if required by all; performance by the Contractor shall be required only to the extent consistent with the Contract Documents and reasonably inferable from them as being necessary to produce the indicated results.

REVISIONS

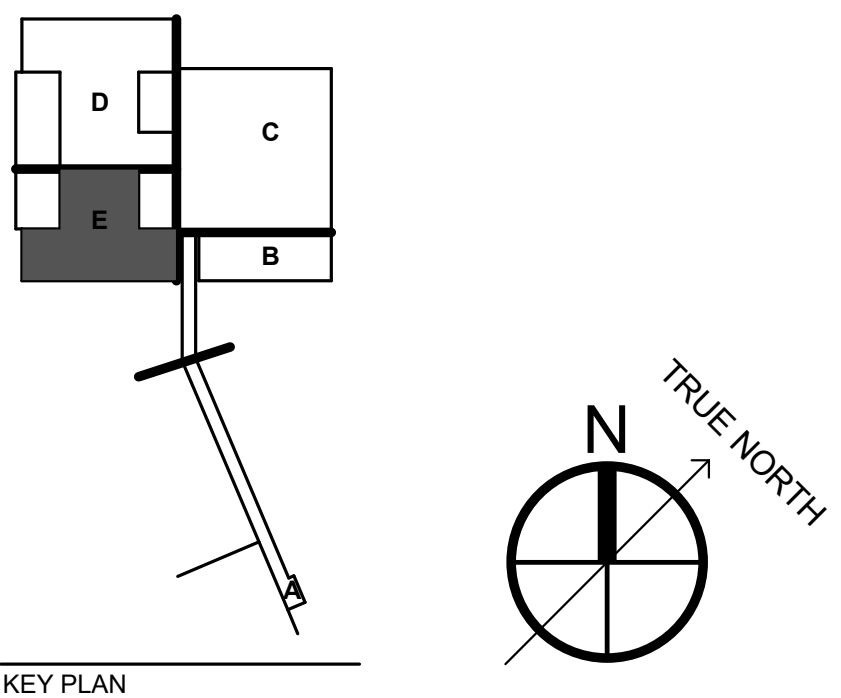
TECHNOLOGY INFRASTRUCTURE THIRD FLOOR AREA D PLAN  
1/8" = 1'-0"

**TECHNOLOGY INFRASTRUCTURE  
THIRD FLOOR AREA D PLAN**

FOR AV CONTRACTOR REFERENCE ONLY



TECHNOLOGY INFRASTRUCTURE THIRD FLOOR AREA E PLAN  
1/8" = 1'-0"



**REPURPOSING INTERIM HOSPITAL  
LOUISIANA STATE UNIVERSITY  
MEDICAL CENTER**

2021 PERDIDO ST, NEW ORLEANS, LOUISIANA 70112  
FP&C PROJECT NO. | 19-604N-16-01, PT. 01, F.19001156;  
F.19.002168;01-107-05B-13, F.01003750; & 19-604N-05-05,  
F.19002231 (SUPPLEMENT)

EDR PROJECT NO. | 16053

PROJECT ISSUE DATE | 26 APR 2019

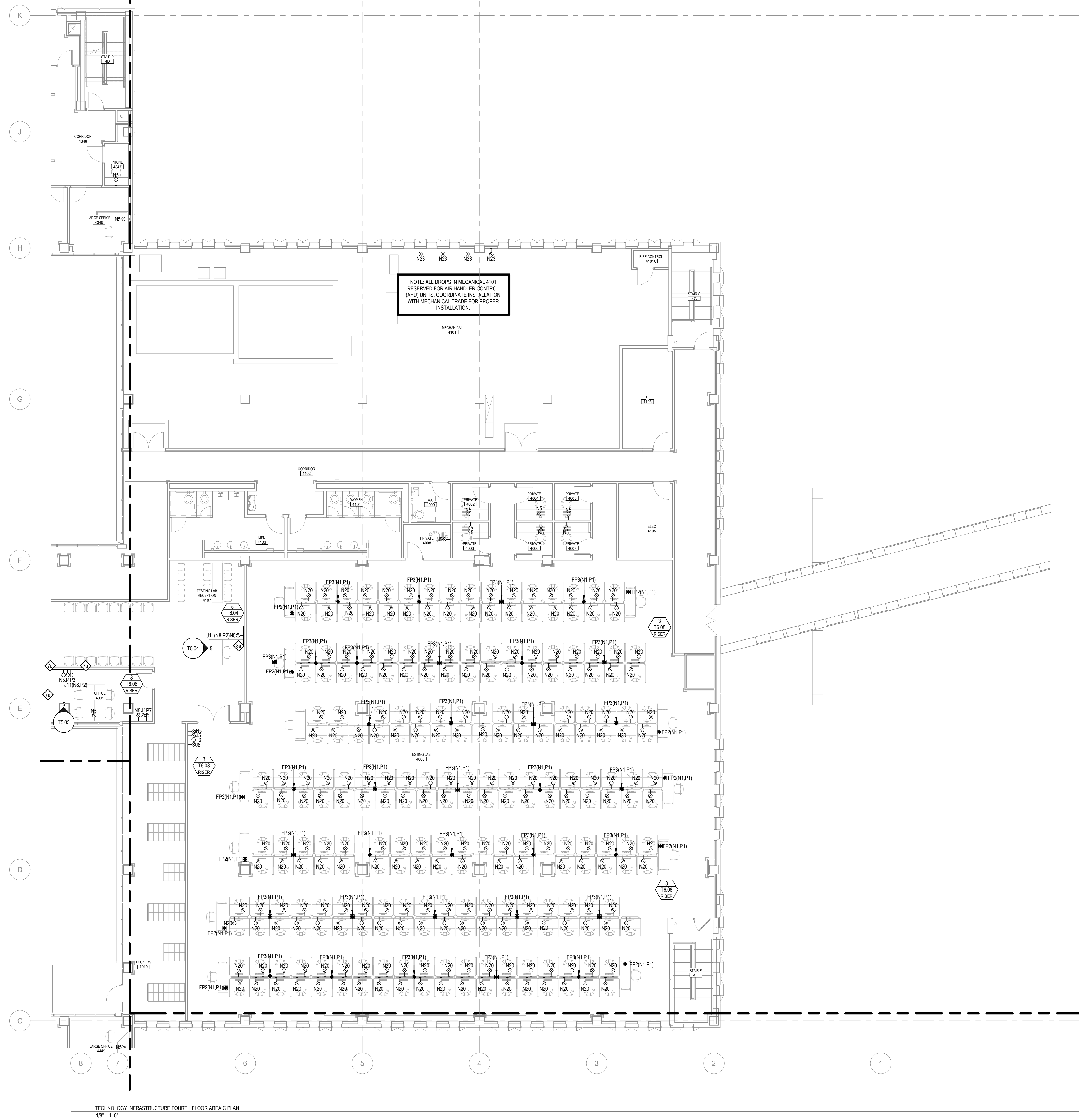
BID DOCUMENTS

© Eskew+Dumez+Ripple 2019  
A Professional Corporation

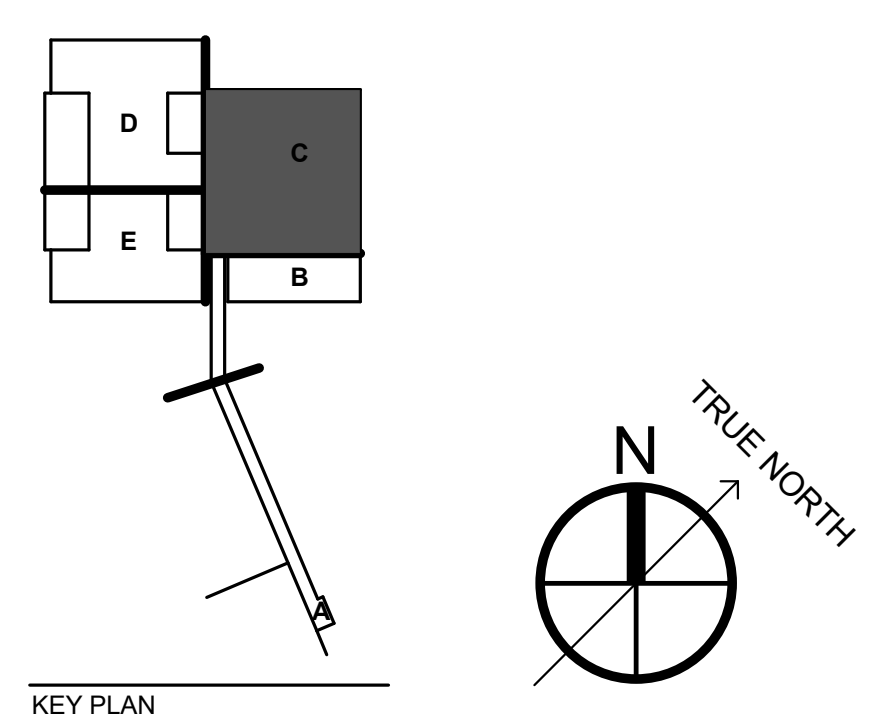
The intent of the Contract Documents is to include all items necessary for proper execution and completion of the work by Contractor. The Contract Documents are complementary, and what is required by one shall be as binding as if required by all; performance by the Contractor shall be required only to the extent consistent with the Contract Documents and reasonably inferable from them as being necessary to produce the indicated results.

REVISIONS

**TECHNOLOGY INFRASTRUCTURE  
THIRD FLOOR AREA E PLAN**



TECHNOLOGY INFRASTRUCTURE FOURTH FLOOR AREA C PLAN  
1/8" = 1'-0"



**REPURPOSING INTERIM HOSPITAL  
 LOUISIANA STATE UNIVERSITY  
 MEDICAL CENTER**  
 2021 PERDIDO ST, NEW ORLEANS, LOUISIANA 70112  
 FP&C PROJECT NO. | 19-604N-16-01, PT. 01, F.19001156;  
 F.19.002168;01-107-05B-13, F.01003750; & 19-604N-05-05,  
 F.19002231 (SUPPLEMENT)  
 EDR PROJECT NO. | 16053

PROJECT ISSUE DATE | 26 APR 2019  
 BID DOCUMENTS

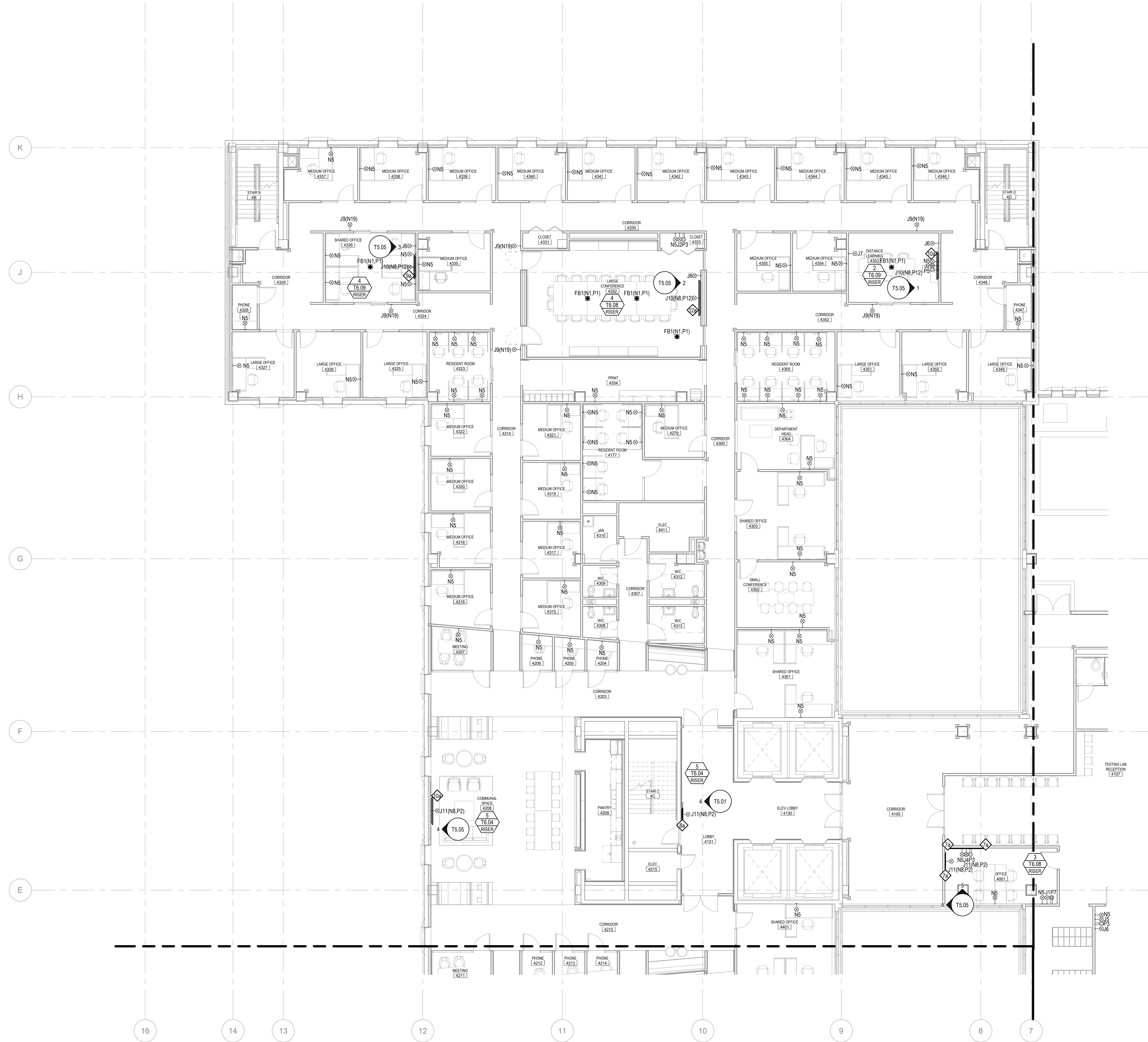
© Eskew+Dumez+Ripple 2019  
 A Professional Corporation

The intent of the Contract Documents is to include all items necessary for proper execution and completion of the work by Contractor. The Contract Documents are complementary, and what is required by one shall be as binding as if required by all; performance by the Contractor shall be required only to the extent consistent with the Contract Documents and reasonably inferable from them as being necessary to produce the indicated results.

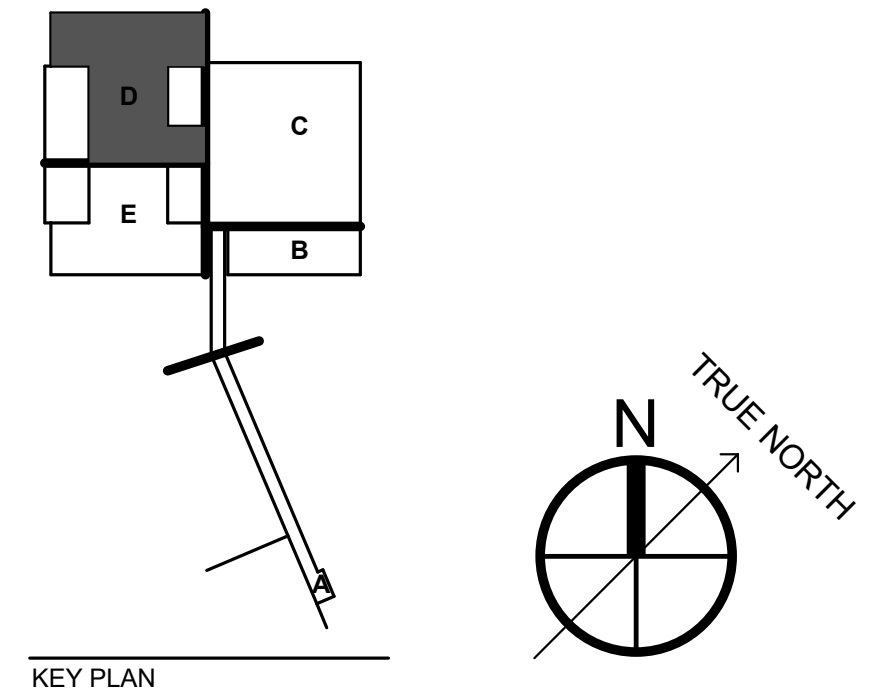
REVISIONS

**TECHNOLOGY INFRASTRUCTURE  
 FOURTH FLOOR AREA C PLAN**





TECHNOLOGY INFRASTRUCTURE FOURTH FLOOR AREA D PLAN  
1/8" = 1'-0"



**REPURPOSING INTERIM HOSPITAL  
LOUISIANA STATE UNIVERSITY  
MEDICAL CENTER**

2021 PERDIDO ST, NEW ORLEANS, LOUISIANA 70112  
FP&C PROJECT NO. | 19-604N-16-01, PT. 01, F.19001156;  
F.19.002168-01-107-05B-13, F.01003750; & 19-604N-05-05,  
F.19002231 (SUPPLEMENT)

EDR PROJECT NO. | 16053  
PROJECT ISSUE DATE | 26 APR 2019

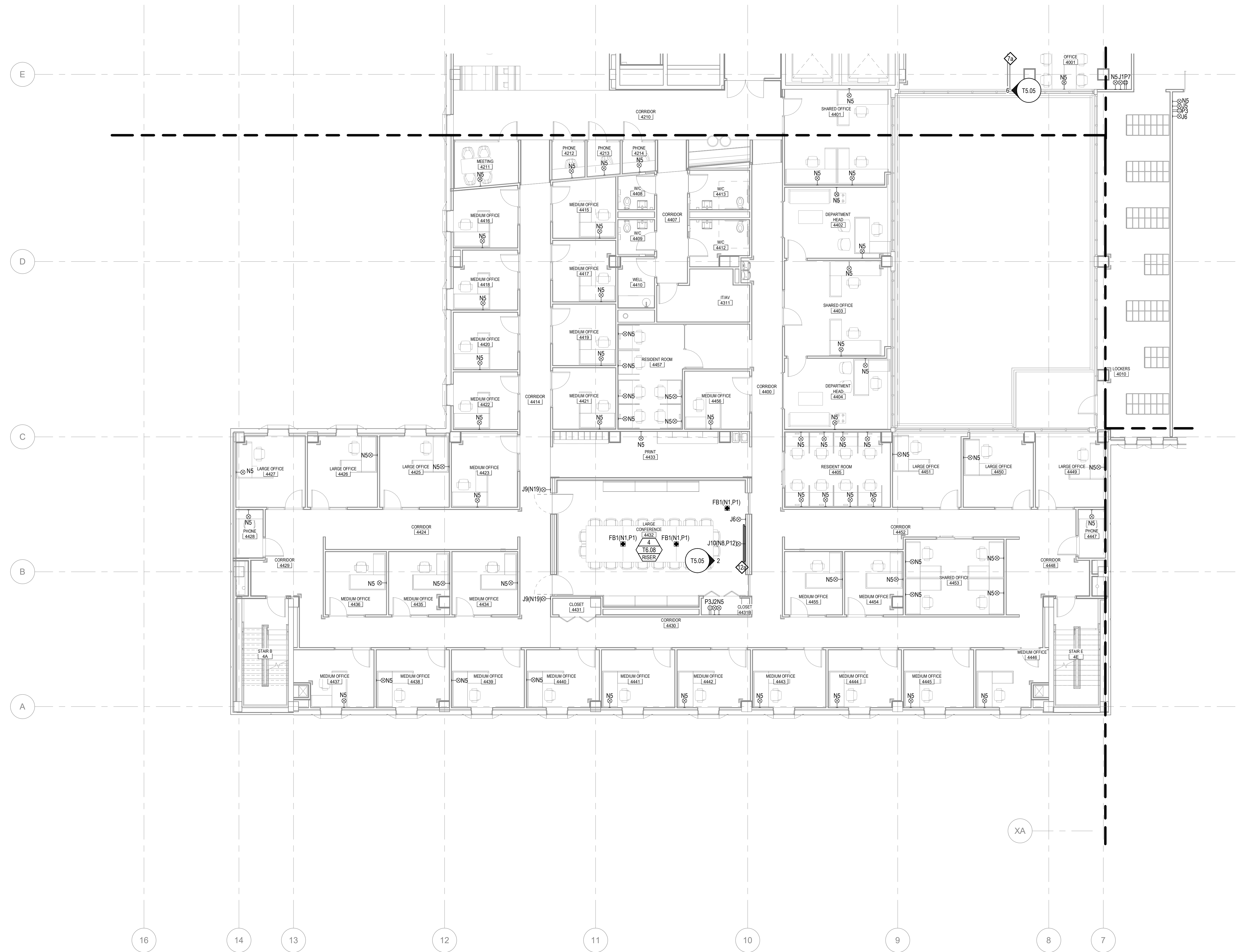
BID DOCUMENTS

© Eskew+Dumez+Ripple 2019  
A Professional Corporation

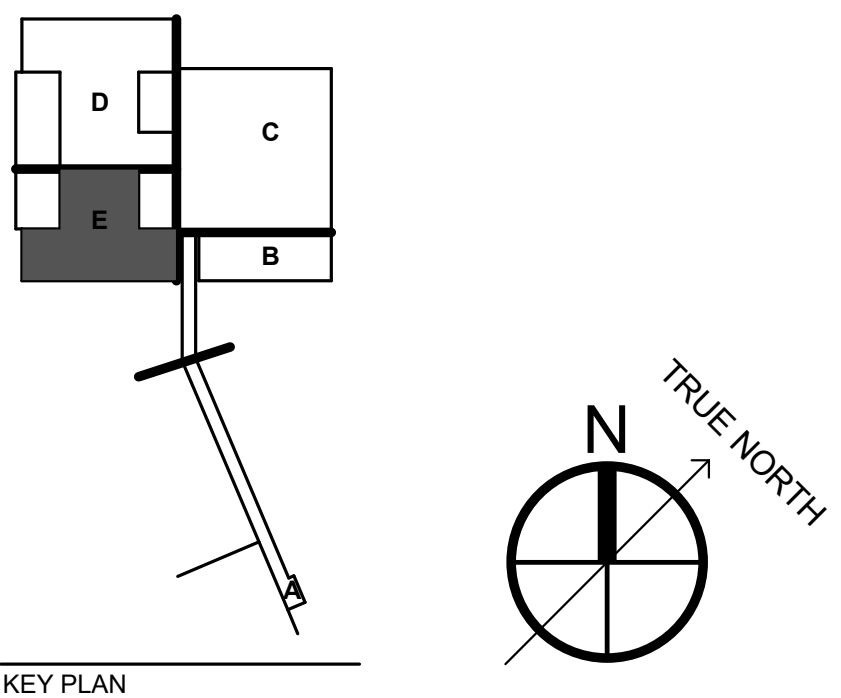
The intent of the Contract Documents is to include all items necessary for proper execution and completion of the work by Contractor. The Contract Documents are complementary, and what is required by one shall be as binding as if required by all; performance by the Contractor shall be required only to the extent consistent with the Contract Documents and reasonably inferable from them as being necessary to produce the indicated results.

REVISIONS

**TECHNOLOGY INFRASTRUCTURE  
FOURTH FLOOR AREA D PLAN**



TECHNOLOGY INFRASTRUCTURE FOURTH FLOOR AREA E PLAN  
1/8" = 1'-0"



KEY PLAN

**REPURPOSING INTERIM HOSPITAL  
LOUISIANA STATE UNIVERSITY  
MEDICAL CENTER**

2021 PERDIDO ST, NEW ORLEANS, LOUISIANA 70112  
FP&C PROJECT NO. | 19-604N-16-01, PT. 01, F.19001156;  
F.19.002168; 01-107-05B-13, F.01003750; & 19-604N-05-05,  
F.19002231 (SUPPLEMENT)

EDR PROJECT NO. | 16053

PROJECT ISSUE DATE | 26 APR 2019

BID DOCUMENTS

© Eskew+Dumez+Ripple 2019  
A Professional Corporation

The intent of the Contract Documents is to include all items necessary for proper execution and completion of the work by Contractor. The Contract Documents are complementary, and what is required by one shall be as binding as if required by all; performance by the Contractor shall be required only to the extent consistent with the Contract Documents and reasonably inferable from them as being necessary to produce the indicated results.

REVISIONS

**TECHNOLOGY INFRASTRUCTURE  
FOURTH FLOOR AREA E PLAN**



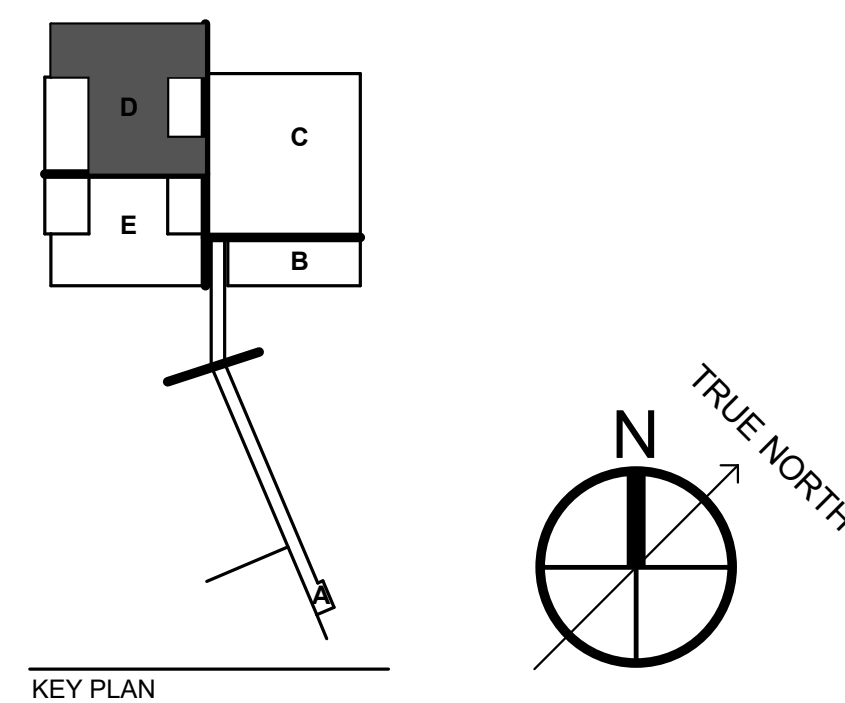
TECHNOLOGY INFRASTRUCTURE FIFTH FLOOR AREA D PLAN  
1/8" = 1'-0"

FOR AV CONTRACTOR REFERENCE ONLY

THE SEXTANT GROUP, INC.  
700 WATERFRONT DRIVE  
SUITE 200  
PITTSBURGH, PA 15222  
412.323.8580



AV • IT • SECURITY CONSULTANT



KEY PLAN

REPURPOSING INTERIM HOSPITAL  
LOUISIANA STATE UNIVERSITY  
MEDICAL CENTER

2021 PERDIDO ST, NEW ORLEANS, LOUISIANA 70112  
FP&C PROJECT NO. | 19-604N-16-01, PT. 01, F.19001156;  
F.19.002168; 01-107-05B-13, F.01003750; & 19-604N-05-05,  
F.19002231 (SUPPLEMENT)

EDR PROJECT NO. | 16053

PROJECT ISSUE DATE | 26 APR 2019

BID DOCUMENTS

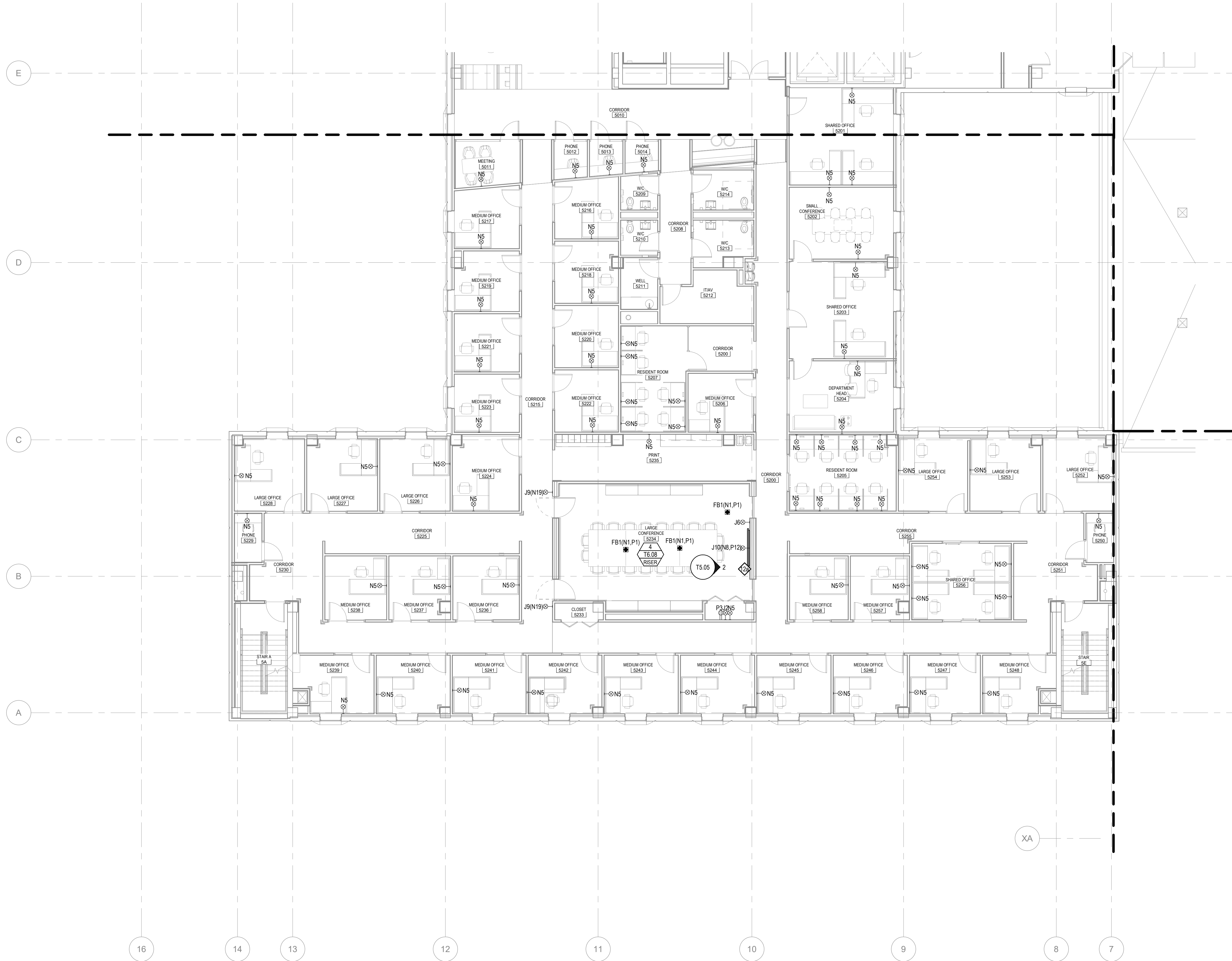
© Eskew+Dumez+Ripple 2019  
A Professional Corporation

The intent of the Contract Documents is to include all items necessary for proper execution and completion of the work by Contractor. The Contract Documents are complementary, and what is required by one shall be as binding as if required by all; performance by the Contractor shall be required only to the extent consistent with the Contract Documents and reasonably inferable from them as being necessary to produce the indicated results.

REVISIONS

TECHNOLOGY INFRASTRUCTURE  
FIFTH FLOOR AREA D PLAN



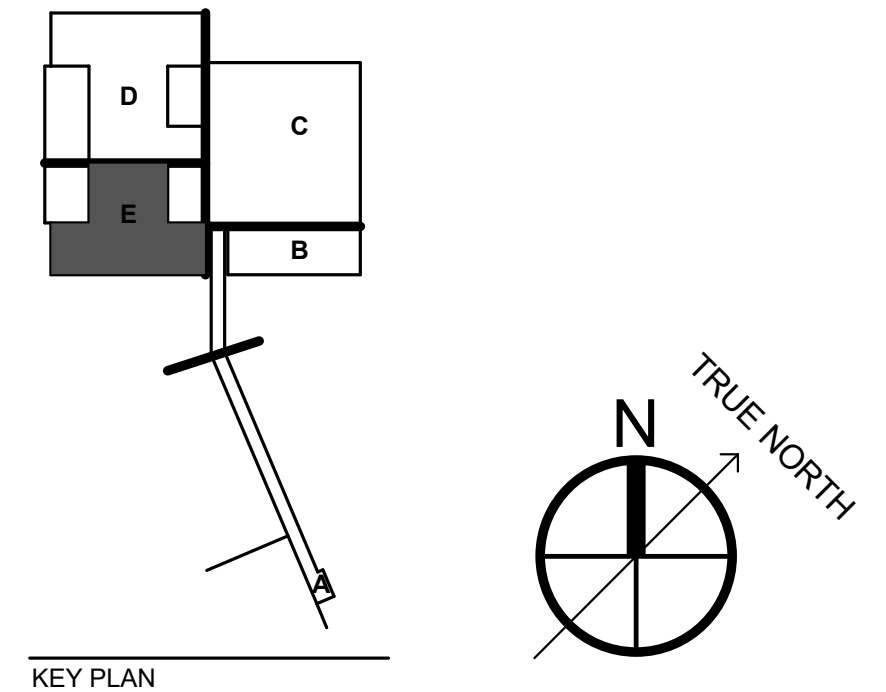


TECHNOLOGY INFRASTRUCTURE FIFTH FLOOR AREA E PLAN  
1/8" = 1'-0"

**THE SEXTANT GROUP, INC.**  
700 WATERFRONT DRIVE  
SUITE 200  
PITTSBURGH, PA 15222  
412.323.8580

**THE SEXTANT GROUP**

AV • IT • SECURITY CONSULTANT



**REPURPOSING INTERIM HOSPITAL  
LOUISIANA STATE UNIVERSITY  
MEDICAL CENTER**  
2021 PERDIDO ST, NEW ORLEANS, LOUISIANA 70112  
FP&C PROJECT NO. | 19-604N-16-01, PT. 01, F.19001156;  
F.19.002168;01-107-05B-13, F.01003750; & 19-604N-05-05,  
F.19002231 (SUPPLEMENT)  
EDR PROJECT NO. | 16053

PROJECT ISSUE DATE | 26 APR 2019

BID DOCUMENTS

© Eskew+Dumez+Ripple 2019  
A Professional Corporation

The intent of the Contract Documents is to include all items necessary for proper execution and completion of the work by Contractor. The Contract Documents are complementary, and what is required by one shall be as binding as if required by all; performance by the Contractor shall be required only to the extent consistent with the Contract Documents and reasonably inferable from them as being necessary to produce the indicated results.

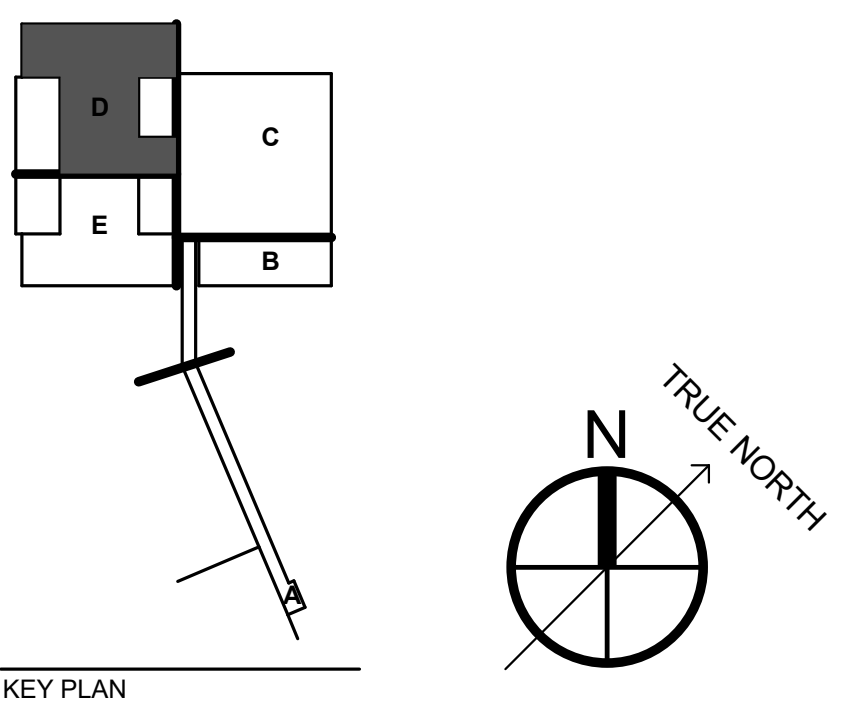
REVISIONS

**TECHNOLOGY INFRASTRUCTURE  
FIFTH FLOOR AREA E PLAN**

FOR AV CONTRACTOR REFERENCE ONLY



TECHNOLOGY INFRASTRUCTURE SIXTH FLOOR AREA D PLAN  
1/8" = 1'-0"



**REPURPOSING INTERIM HOSPITAL  
LOUISIANA STATE UNIVERSITY  
MEDICAL CENTER**

2021 PERDIDO ST, NEW ORLEANS, LOUISIANA 70112  
FP&C PROJECT NO. | 19-604N-16-01, PT. 01, F.19001156;  
F.19.002168; 01-107-05B-13, F.01003750; & 19-604N-05-05,  
F.19002231 (SUPPLEMENT)

EDR PROJECT NO. | 16053

PROJECT ISSUE DATE | 26 APR 2019

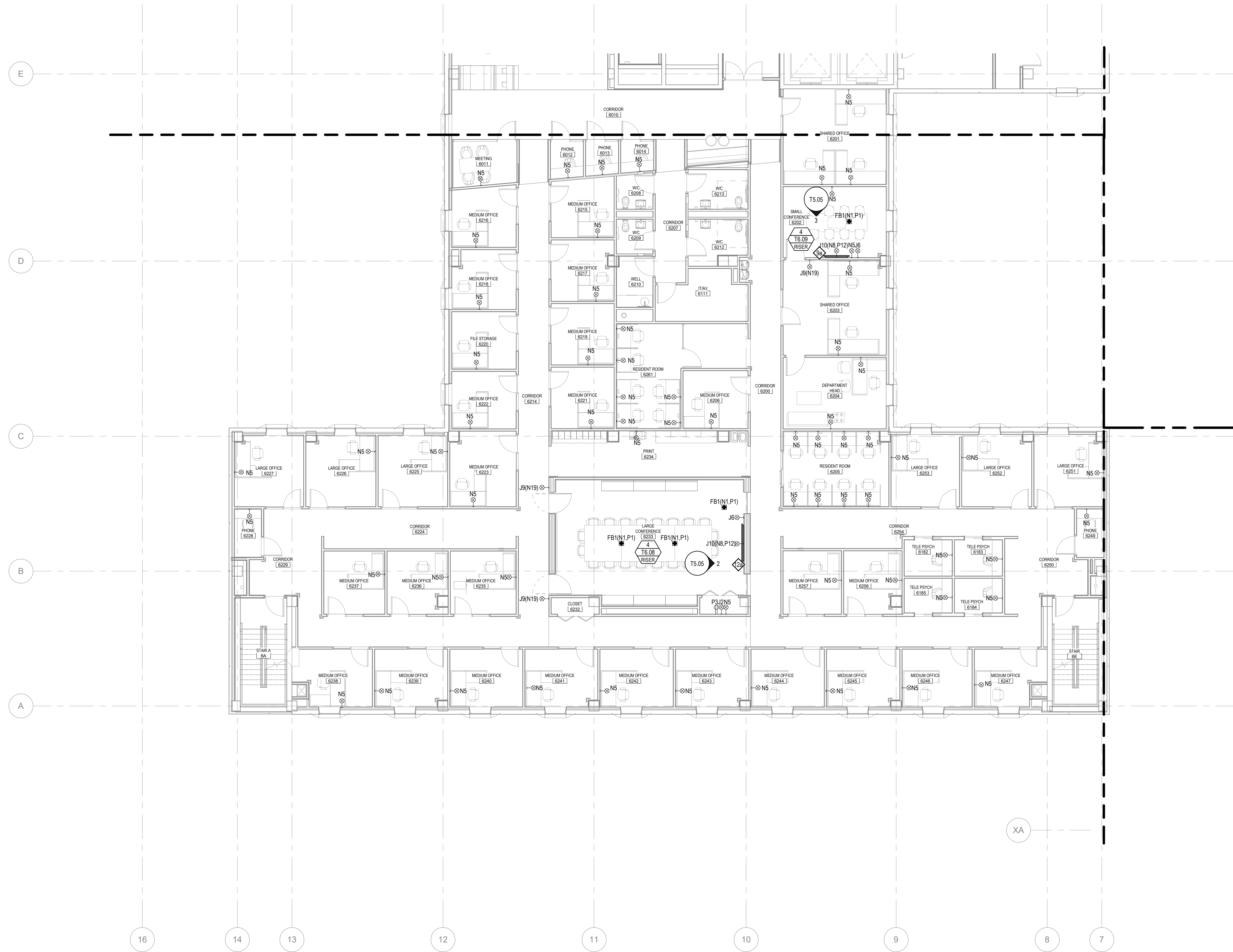
BID DOCUMENTS

© Eskew+Dumez+Ripple 2019  
A Professional Corporation

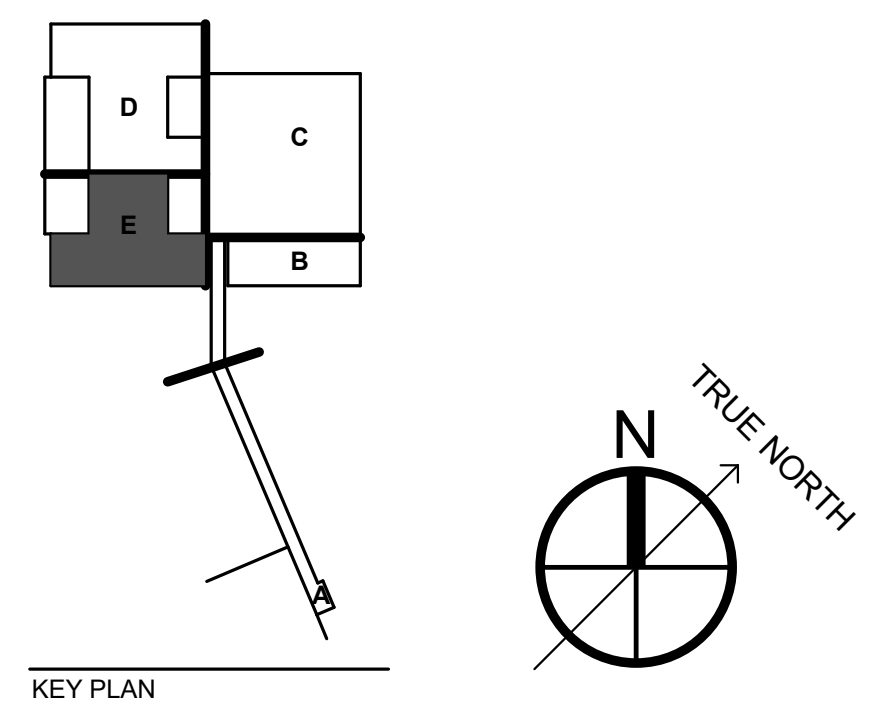
The intent of the Contract Documents is to include all items necessary for proper execution and completion of the work by Contractor. The Contract Documents are complementary, and what is required by one shall be as binding as if required by all; performance by the Contractor shall be required only to the extent consistent with the Contract Documents and reasonably inferable from them as being necessary to produce the indicated results.

REVISIONS

**TECHNOLOGY INFRASTRUCTURE  
SIXTH FLOOR AREA D PLAN**



TECHNOLOGY INFRASTRUCTURE SIXTH FLOOR AREA E PLAN  
1/8" = 1'-0"



REPURPOSING INTERIM HOSPITAL  
LOUISIANA STATE UNIVERSITY  
MEDICAL CENTER

2021 PERDIDO ST, NEW ORLEANS, LOUISIANA 70112  
FP&C PROJECT NO. | 19-604N-16-01, PT. 01, F.19001156;  
F.19.002168;01-107-05B-13, F.01003750; & 19-604N-05-05,  
F.19002231 (SUPPLEMENT)  
EDR PROJECT NO. | 16053

PROJECT ISSUE DATE | 26 APR 2019

BID DOCUMENTS

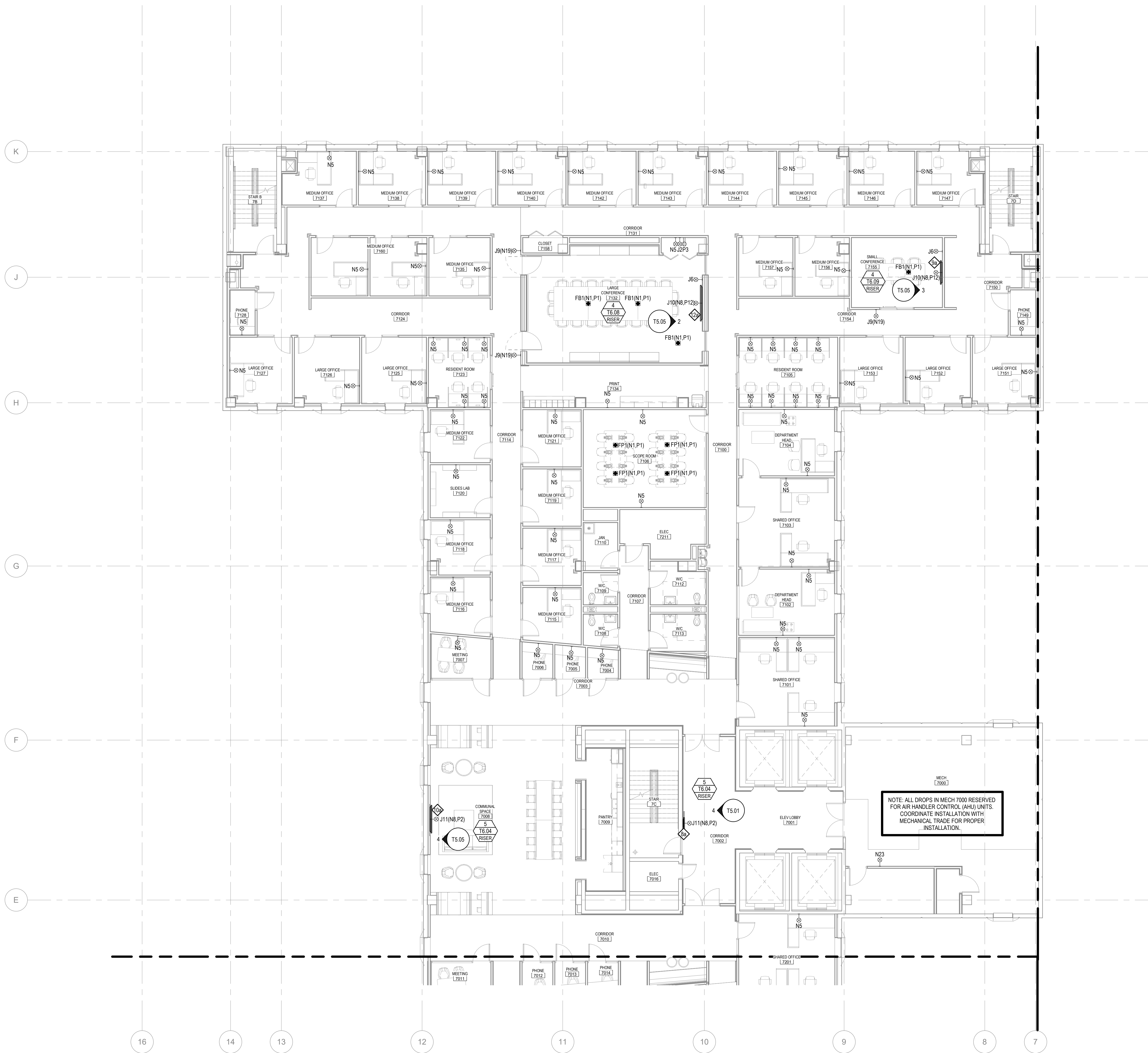
© Eskew+Dumez+Ripple 2019  
A Professional Corporation

The intent of the Contract Documents is to include all items necessary for proper execution and completion of the work by Contractor. The Contract Documents are complementary, and what is required by one shall be as binding as if required by all; performance by the Contractor shall be required only to the extent consistent with the Contract Documents and reasonably inferable from them as being necessary to produce the indicated results.

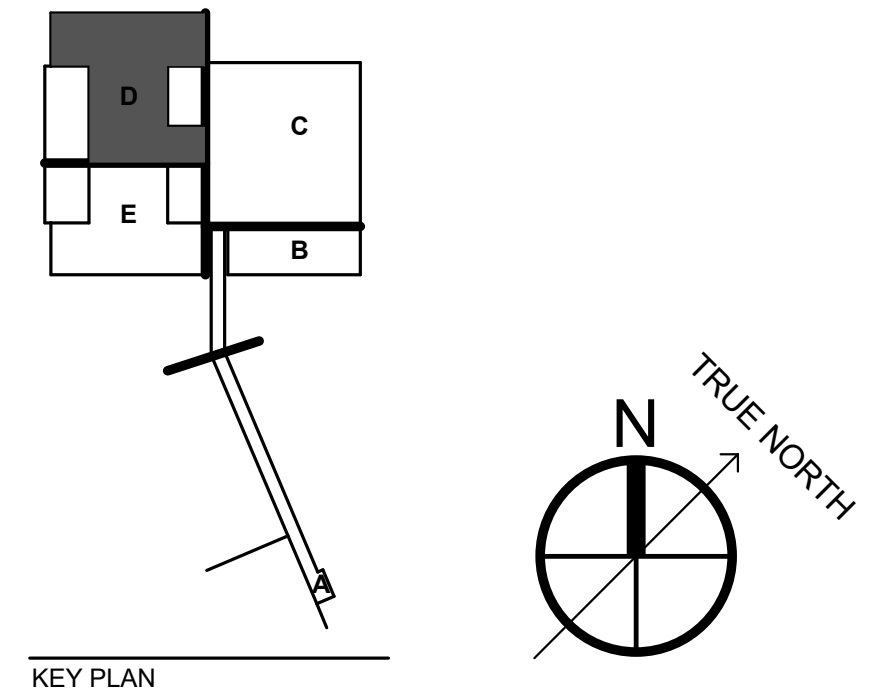
REVISIONS

TECHNOLOGY INFRASTRUCTURE  
SIXTH FLOOR AREA E PLAN





TECHNOLOGY INFRASTRUCTURE SEVENTH FLOOR AREA D PLAN  
1/8" = 1'-0"



REPURPOSING INTERIM HOSPITAL  
LOUISIANA STATE UNIVERSITY  
MEDICAL CENTER

2021 PERDIDO ST, NEW ORLEANS, LOUISIANA 70112  
FP&C PROJECT NO. | 19-604N-16-01, PT. 01, F.19001156;  
F.19.002168;01-107-05B-13, F.01003750; & 19-604N-05-05,  
F.19002231 (SUPPLEMENT)  
EDR PROJECT NO. | 16053

PROJECT ISSUE DATE | 26 APR 2019

BID DOCUMENTS

© Eskew+Dumez+Ripple 2019  
A Professional Corporation

The intent of the Contract Documents is to include all items necessary for proper execution and completion of the work by Contractor. The Contract Documents are complementary, and what is required by one shall be as binding as if required by all; performance by the Contractor shall be required only to the extent consistent with the Contract Documents and reasonably inferable from them as being necessary to produce the indicated results.

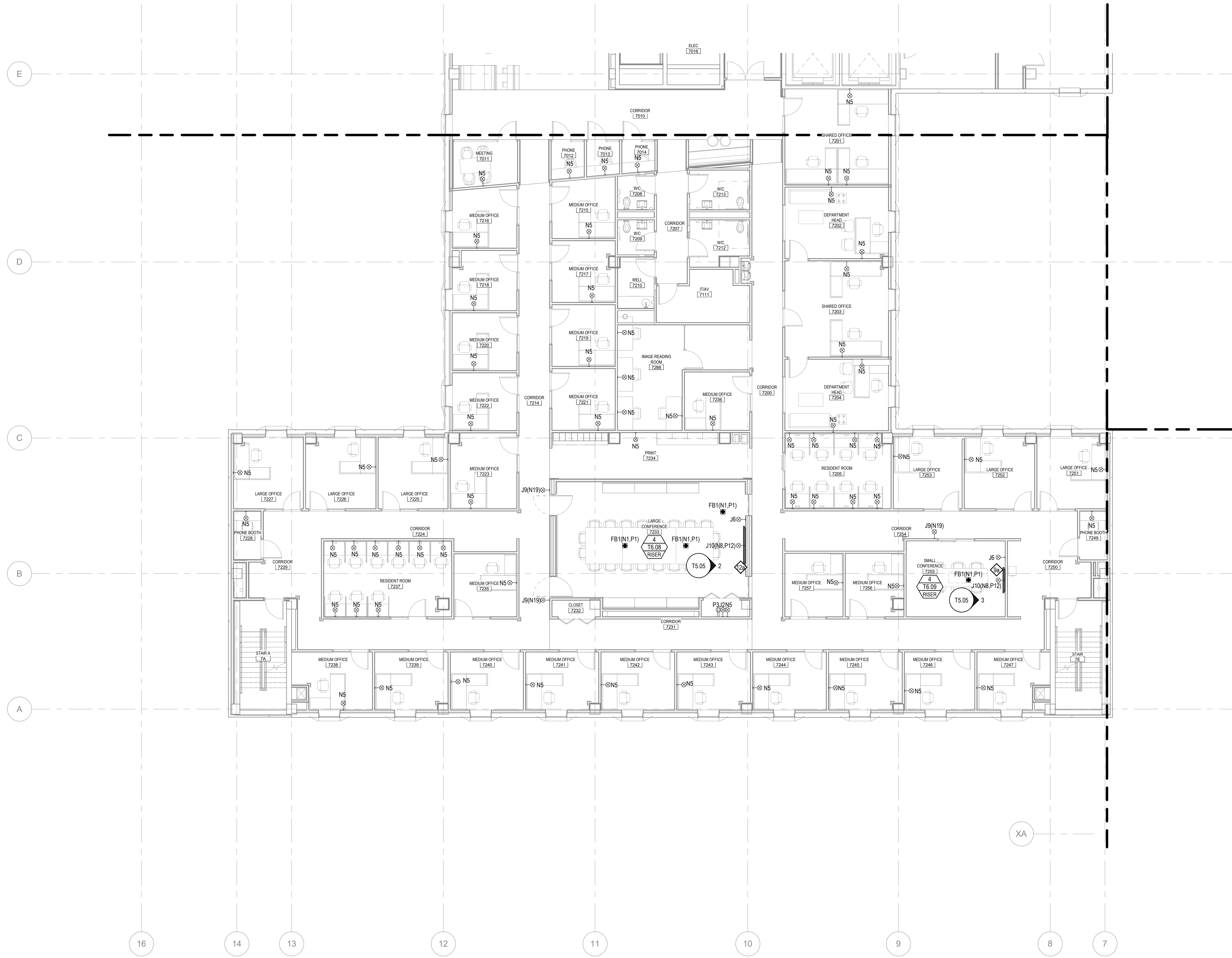
REVISIONS

TECHNOLOGY INFRASTRUCTURE  
SEVENTH FLOOR AREA D PLAN

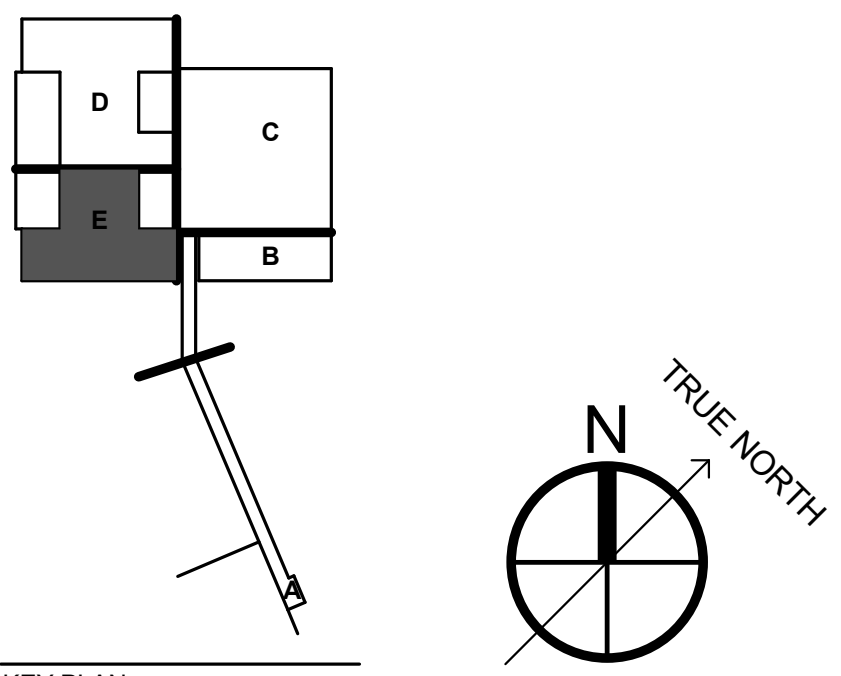
THE SEXTANT GROUP, INC.  
700 WATERFRONT DRIVE  
SUITE 200  
PITTSBURGH, PA 15222  
412.323.8580



AV • IT • SECURITY CONSULTANT



TECHNOLOGY INFRASTRUCTURE SEVENTH FLOOR AREA E PLAN  
1/8" = 1'-0"



KEY PLAN

**REPURPOSING INTERIM HOSPITAL  
LOUISIANA STATE UNIVERSITY  
MEDICAL CENTER**

2021 PERDIDO ST, NEW ORLEANS, LOUISIANA 70112  
FP&C PROJECT NO. | 19-604N-16-01, PT. 01, F.19001156;  
F.19.002168;01-107-05B-13, F.01003750; & 19-604N-05-05,  
F.19002231 (SUPPLEMENT)

EDR PROJECT NO. | 16053

PROJECT ISSUE DATE | 26 APR 2019

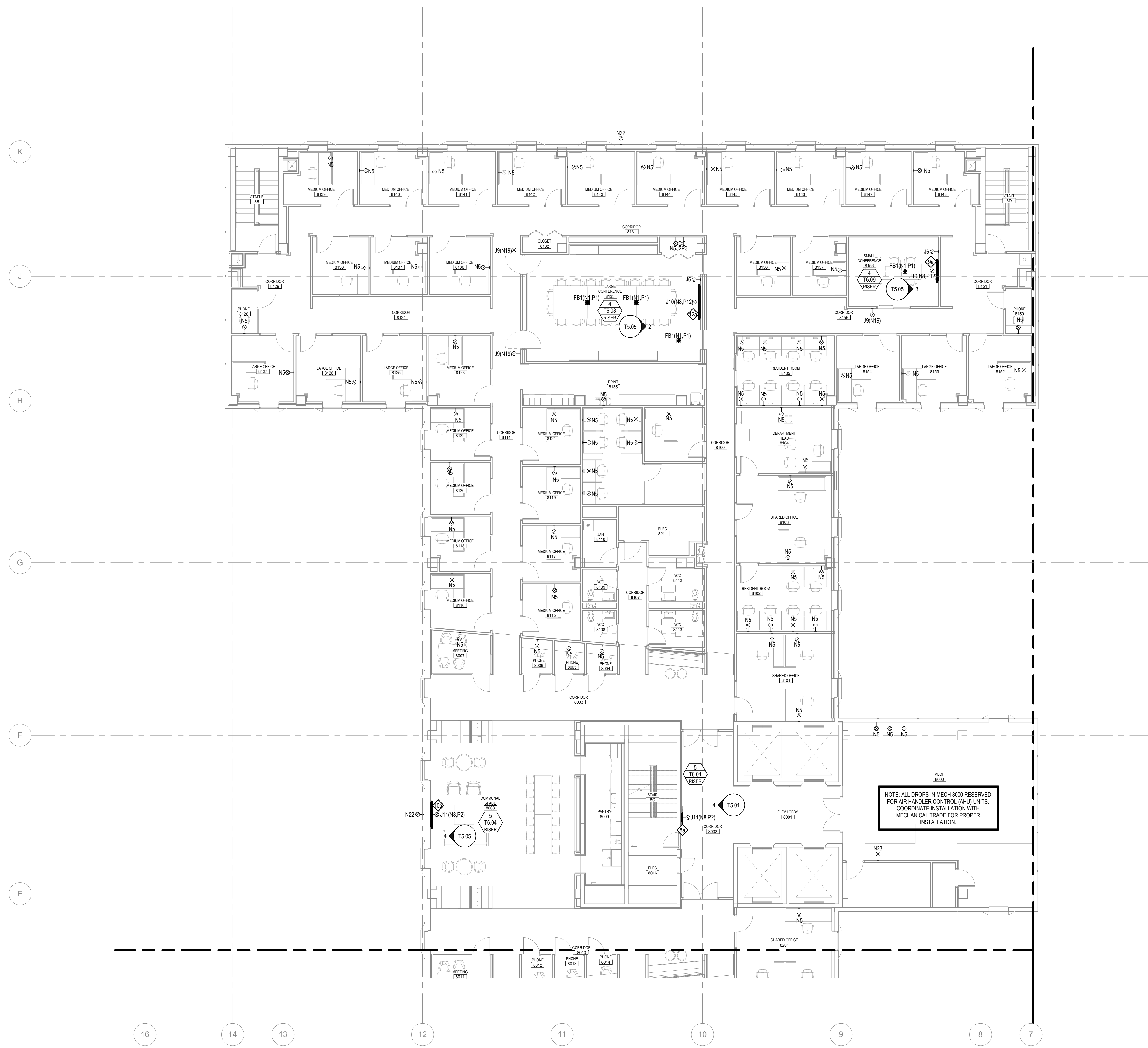
BID DOCUMENTS

© Eskew+Dumez+Ripple 2019  
A Professional Corporation

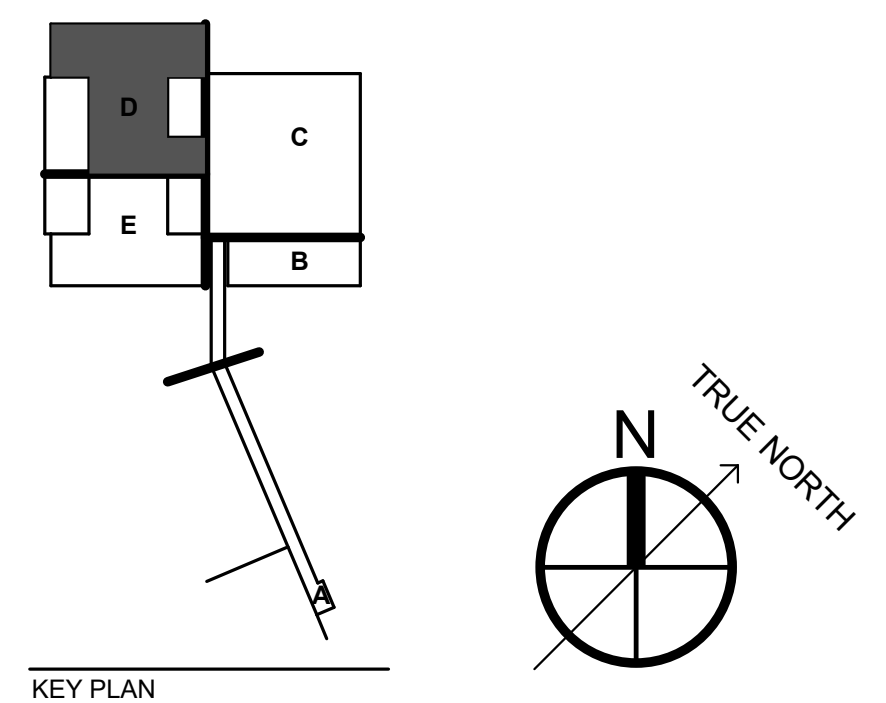
The intent of the Contract Documents is to include all items necessary for proper execution and completion of the work by Contractor. The Contract Documents are complementary, and what is required by one shall be as binding as if required by all; performance by the Contractor shall be required only to the extent consistent with the Contract Documents and reasonably inferable from them as being necessary to produce the indicated results.

REVISIONS

**TECHNOLOGY INFRASTRUCTURE  
SEVENTH FLOOR AREA E PLAN**



TECHNOLOGY INFRASTRUCTURE EIGHTH FLOOR AREA D PLAN  
1/8" = 1'-0"



**REPURPOSING INTERIM HOSPITAL  
LOUISIANA STATE UNIVERSITY  
MEDICAL CENTER**

2021 PERDIDO ST, NEW ORLEANS, LOUISIANA 70112  
FP&C PROJECT NO. | 19-604N-16-01, PT. 01, F.19001156;  
F.19.002168;01-107-05B-13, F.01003750; & 19-604N-05-05,  
F.19002231 (SUPPLEMENT)  
EDR PROJECT NO. | 16053

PROJECT ISSUE DATE | 26 APR 2019

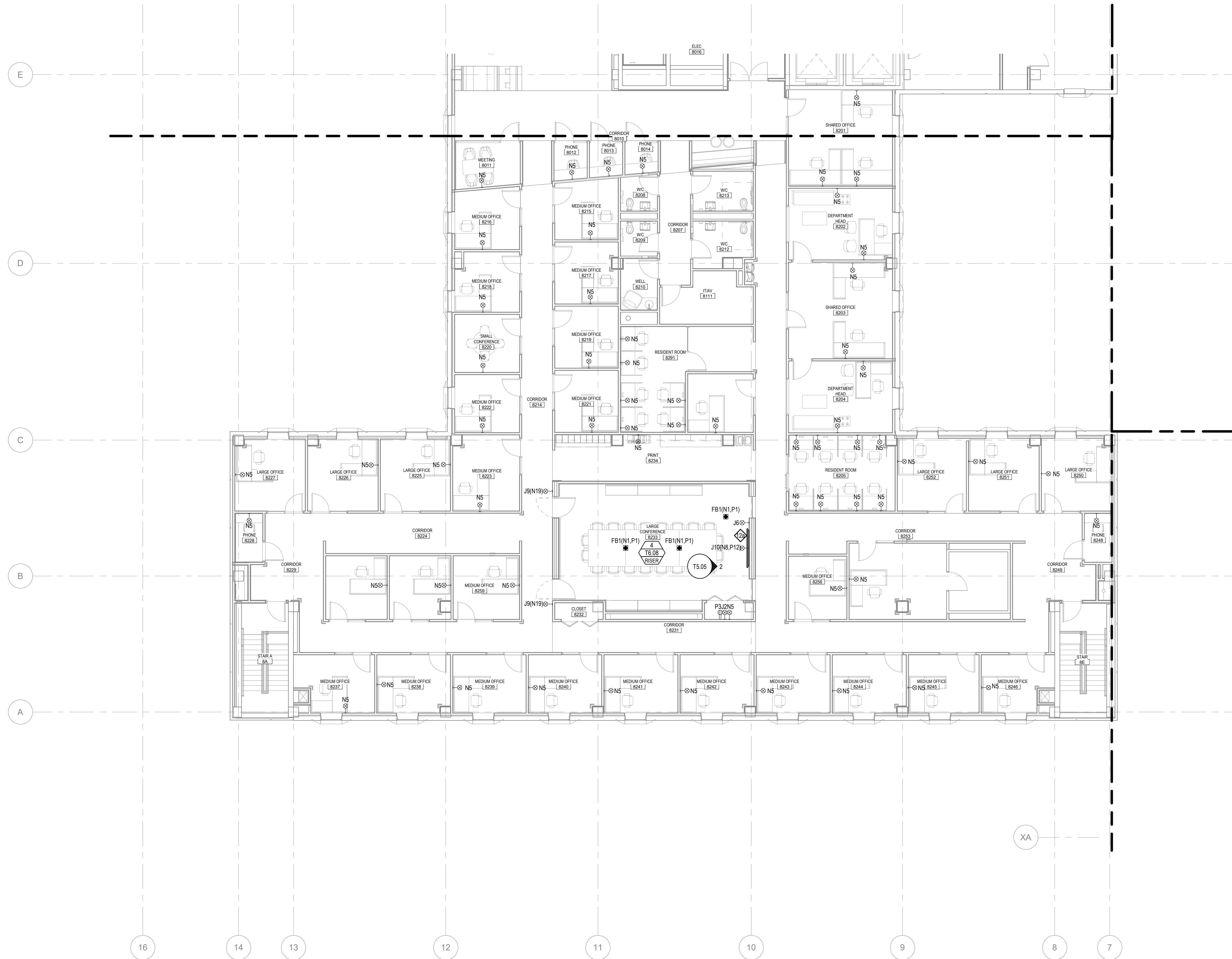
BID DOCUMENTS

© Eskew+Dumez+Ripple 2019  
A Professional Corporation

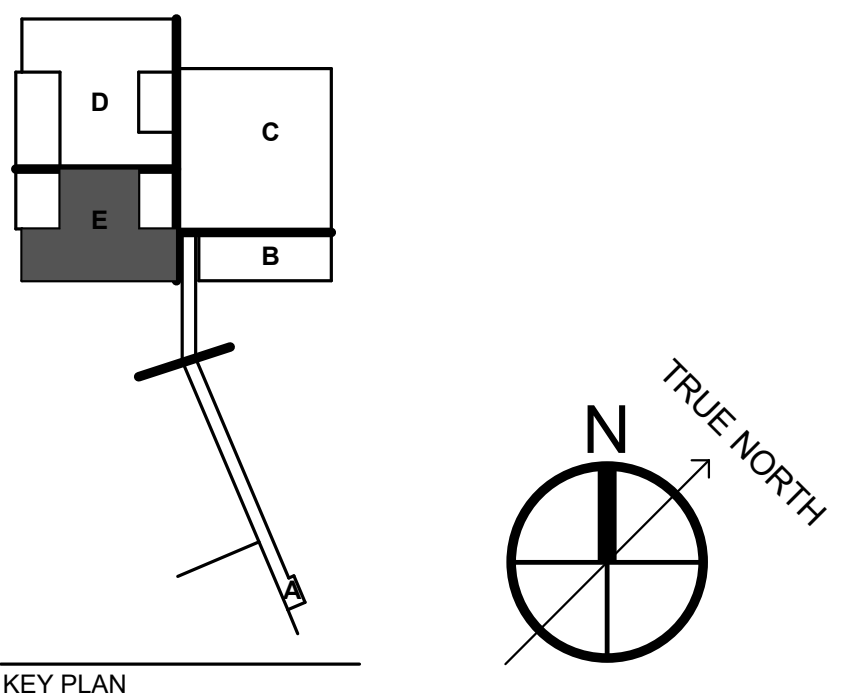
The intent of the Contract Documents is to include all items necessary for proper execution and completion of the work by Contractor. The Contract Documents are complementary, and what is required by one shall be as binding as if required by all; performance by the Contractor shall be required only to the extent consistent with the Contract Documents and reasonably inferable from them as being necessary to produce the indicated results.

REVISIONS

**TECHNOLOGY INFRASTRUCTURE  
EIGHTH FLOOR AREA D PLAN**



TECHNOLOGY INFRASTRUCTURE EIGHTH FLOOR AREA E PLAN  
1/8" = 1'-0"



KEY PLAN

**REPURPOSING INTERIM HOSPITAL  
LOUISIANA STATE UNIVERSITY  
MEDICAL CENTER**

2021 PERDIDO ST, NEW ORLEANS, LOUISIANA 70112  
FP&C PROJECT NO. | 19-604N-16-01, PT. 01, F.19001156;  
F.19.002168; 01-107-05B-13, F.01003750; & 19-604N-05-05,  
F.19002231 (SUPPLEMENT)

EDR PROJECT NO. | 16053

PROJECT ISSUE DATE | 26 APR 2019

BID DOCUMENTS

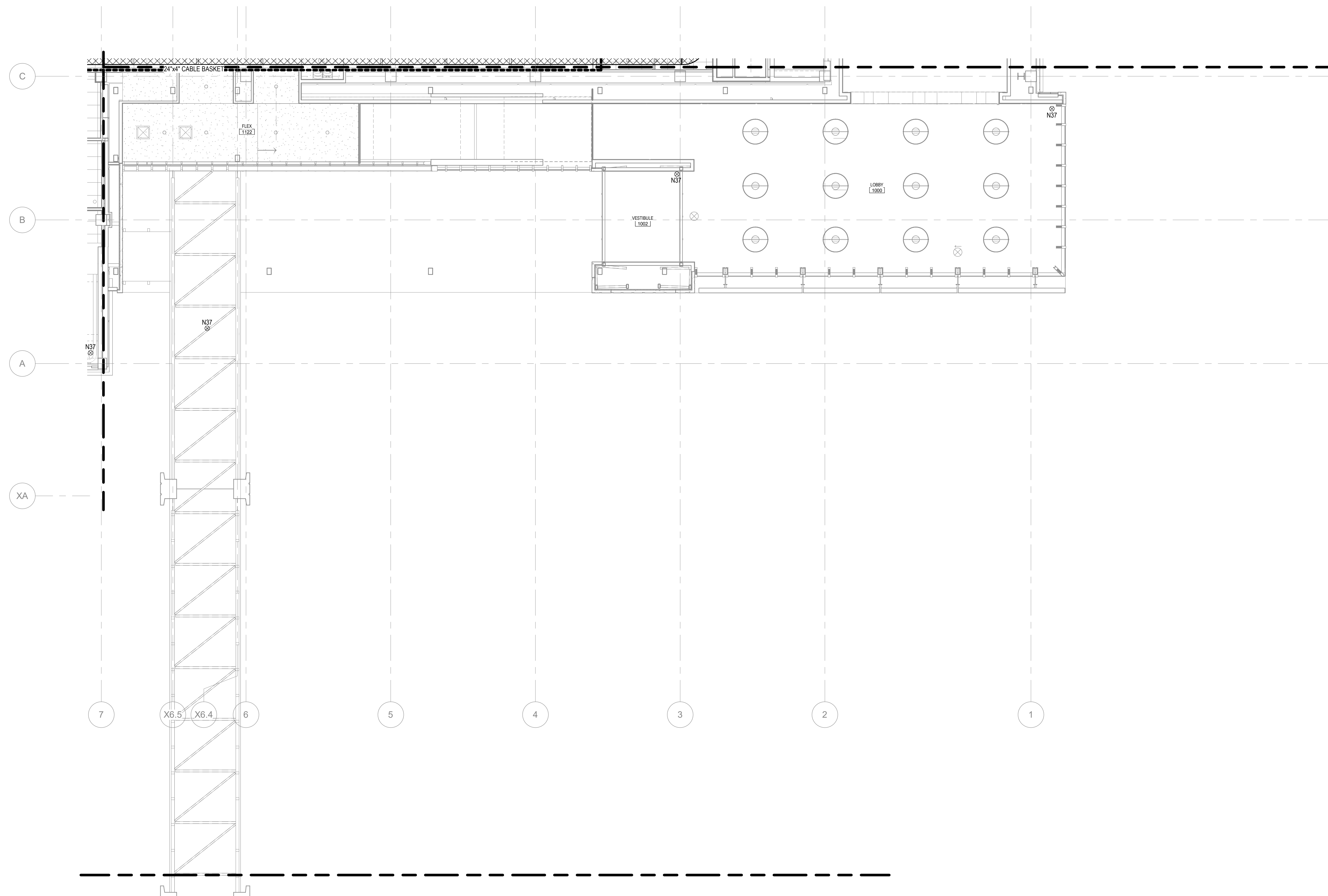
© Eskew+Dumez+Ripple 2019  
A Professional Corporation

The intent of the Contract Documents is to include all items necessary for proper execution and completion of the work by Contractor. The Contract Documents are complementary, and what is required by one shall be as binding as if required by all; performance by the Contractor shall be required only to the extent consistent with the Contract Documents and reasonably inferable from them as being necessary to produce the indicated results.

REVISIONS

**TECHNOLOGY INFRASTRUCTURE  
EIGHTH FLOOR AREA E PLAN**





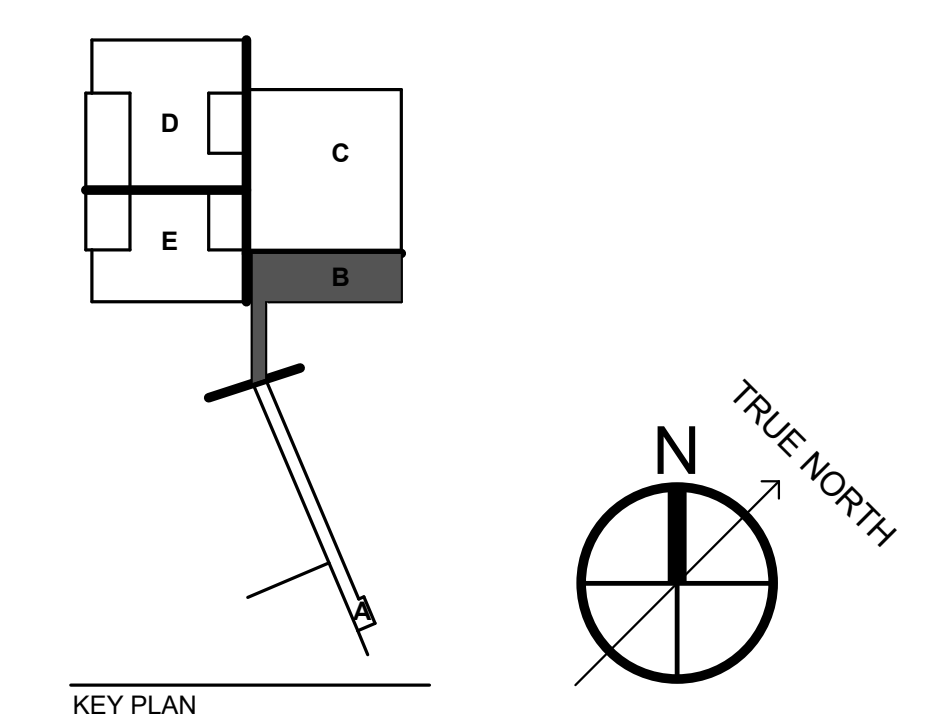
TECHNOLOGY INFRASTRUCTURE FIRST FLOOR AREA B RCP  
1/8\"/>

FOR AV CONTRACTOR REFERENCE ONLY

**THE SEXTANT GROUP, INC.**  
700 WATERFRONT DRIVE  
SUITE 200  
PITTSBURGH, PA 15222  
412.323.8580



AV • IT • SECURITY CONSULTANT



KEY PLAN

**REPURPOSING INTERIM HOSPITAL  
LOUISIANA STATE UNIVERSITY  
MEDICAL CENTER**

2021 PERDIDO ST, NEW ORLEANS, LOUISIANA 70112  
FP&C PROJECT NO. | 19-604N-16-01, PT. 01, F.19001156;  
F.19.002168;01-107-05B-13, F.01003750; & 19-604N-05-05,  
F.19002231 (SUPPLEMENT)  
EDR PROJECT NO. | 16053

PROJECT ISSUE DATE | 26 APR 2019

BID DOCUMENTS

© Eskew+Dumez+Ripple 2019  
A Professional Corporation

The intent of the Contract Documents is to include all items necessary for proper execution and completion of the work by Contractor. The Contract Documents are complementary, and what is required by one shall be as binding as if required by all; performance by the Contractor shall be required only to the extent consistent with the Contract Documents and reasonably inferable from them as being necessary to produce the indicated results.

REVISIONS

**TECHNOLOGY INFRASTRUCTURE  
FIRST FLOOR AREA B RCP**



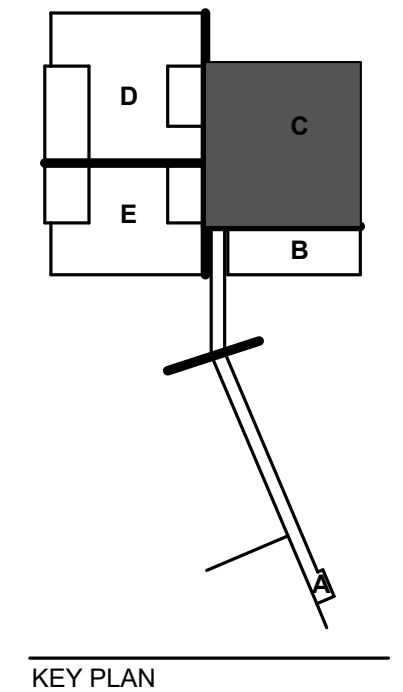
TECHNOLOGY INFRASTRUCTURE FIRST FLOOR AREA C RCP  
1/8" = 1'-0"

FOR AV CONTRACTOR REFERENCE ONLY

THE SEXTANT GROUP, INC.  
700 WATERFRONT DRIVE  
SUITE 200  
PITTSBURGH, PA 15222  
412.323.8580



AV • IT • SECURITY CONSULTANT



KEY PLAN

**REPURPOSING INTERIM HOSPITAL  
LOUISIANA STATE UNIVERSITY  
MEDICAL CENTER**

2021 PERDIDO ST, NEW ORLEANS, LOUISIANA 70112  
FP&C PROJECT NO. | 19-604N-16-01, PT. 01, F.19001156;  
F.19.002168-01-107-05B-13, F.01003750; & 19-604N-05-05,  
F.19002231 (SUPPLEMENT)

EDR PROJECT NO. | 16053

PROJECT ISSUE DATE | 26 APR 2019

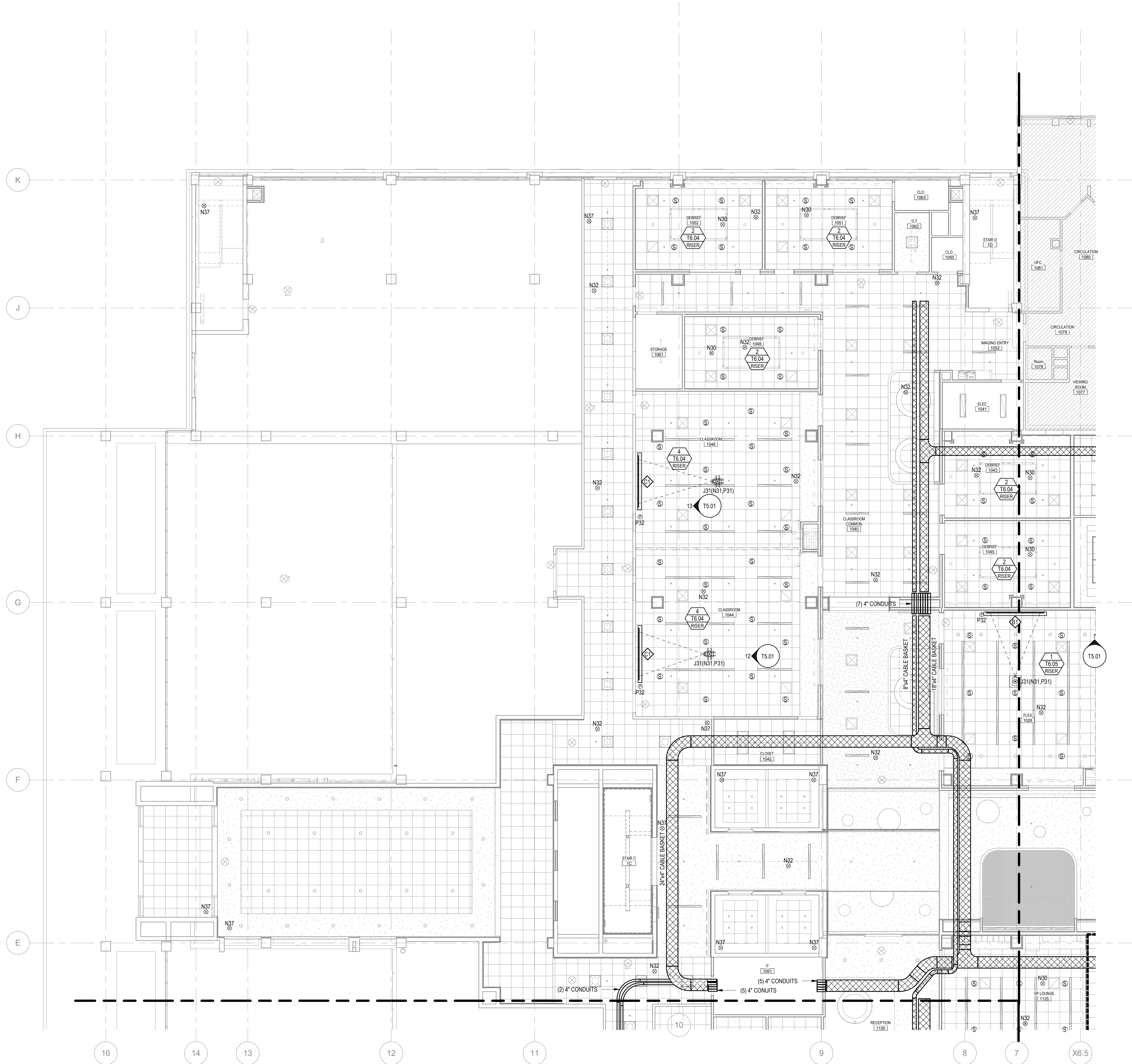
BID DOCUMENTS

© Eskew+Dumez+Ripple 2019  
A Professional Corporation

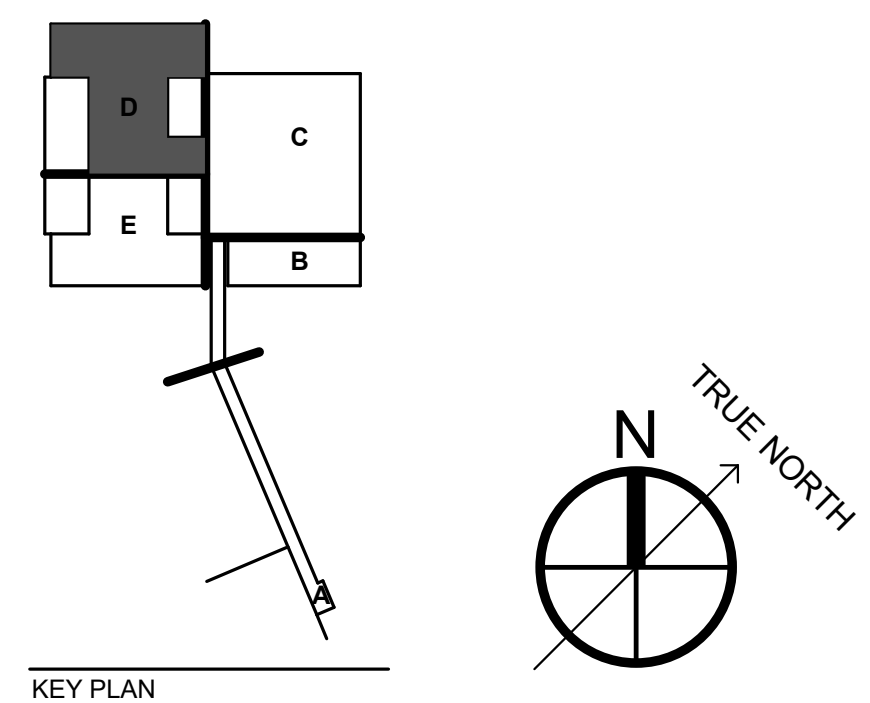
The intent of the Contract Documents is to include all items necessary for proper execution and completion of the work by Contractor. The Contract Documents are complementary, and what is required by one shall be as binding as if required by all; performance by the Contractor shall be required only to the extent consistent with the Contract Documents and reasonably inferable from them as being necessary to produce the indicated results.

REVISIONS

**TECHNOLOGY INFRASTRUCTURE  
FIRST FLOOR AREA C RCP**



TECHNOLOGY INFRASTRUCTURE FIRST FLOOR AREA D RCP  
1/8" = 1'-0"



KEY PLAN

**REPURPOSING INTERIM HOSPITAL  
LOUISIANA STATE UNIVERSITY  
MEDICAL CENTER**

2021 PERDIDO ST, NEW ORLEANS, LOUISIANA 70112  
FP&C PROJECT NO. | 19-604N-16-01, PT. 01, F.19001156;  
F.19.002168;01-107-05B-13, F.01003750; & 19-604N-05-05,  
F.19002231 (SUPPLEMENT)

EDR PROJECT NO. | 16053

PROJECT ISSUE DATE | 26 APR 2019

BID DOCUMENTS

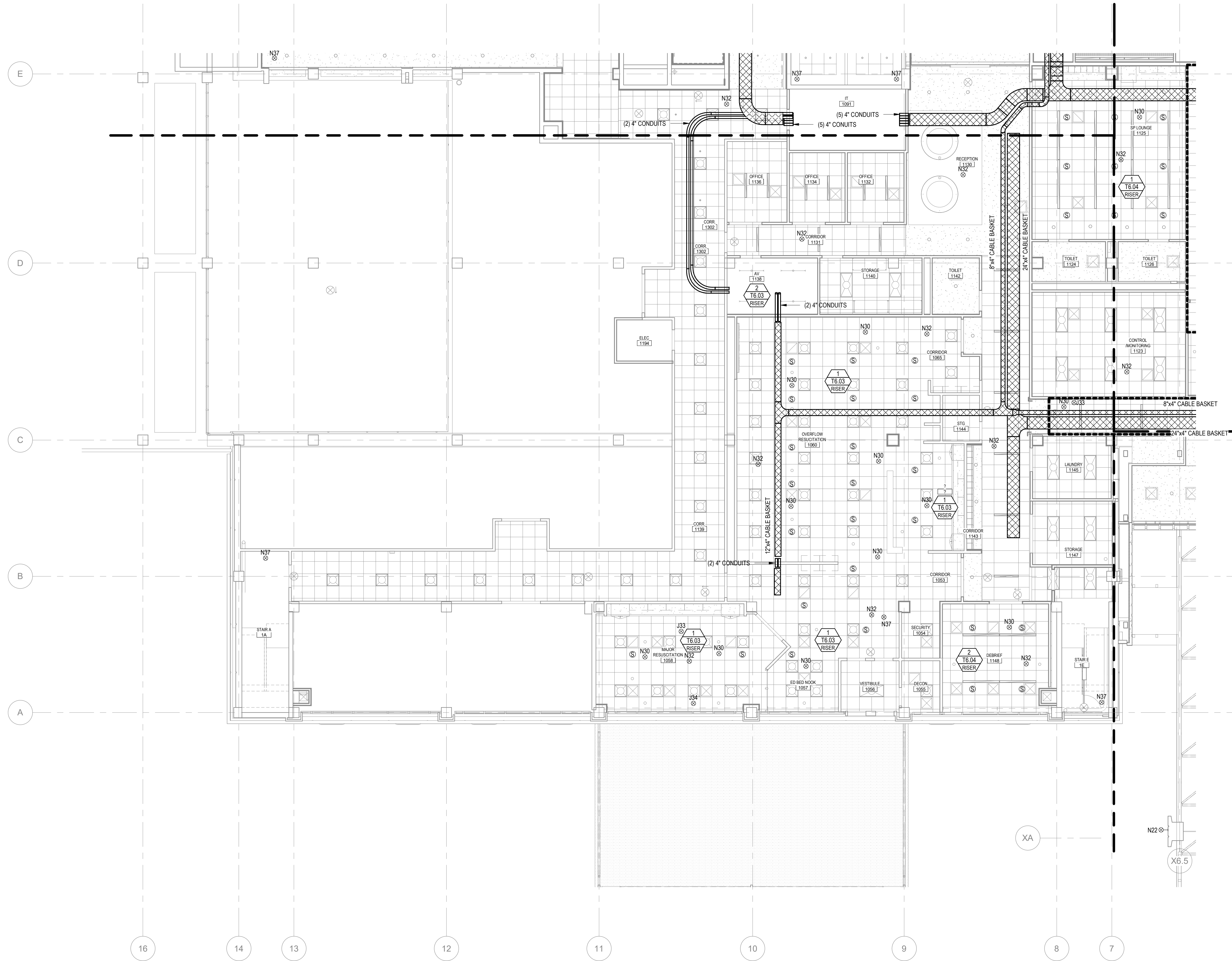
© Eskew+Dumez+Ripple 2019  
A Professional Corporation

The intent of the Contract Documents is to include all items necessary for proper execution and completion of the work by Contractor. The Contract Documents are complementary, and what is required by one shall be as binding as if required by all; performance by the Contractor shall be required only to the extent consistent with the Contract Documents and reasonably inferable from them as being necessary to produce the indicated results.

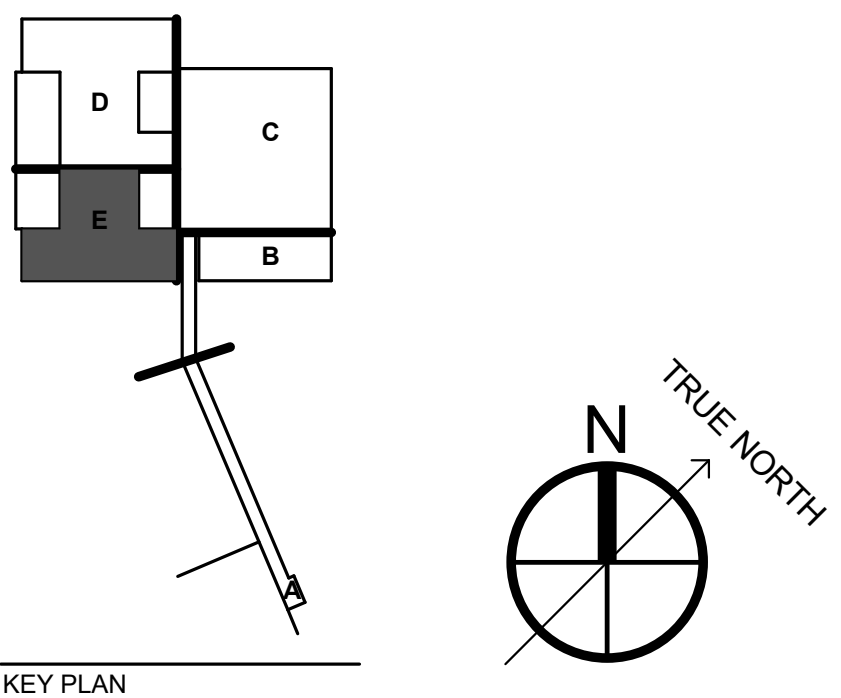
REVISIONS

**TECHNOLOGY INFRASTRUCTURE  
FIRST FLOOR AREA D RCP**





TECHNOLOGY INFRASTRUCTURE FIRST FLOOR AREA E RCP  
1/8" = 1'-0"



KEY PLAN

**REPURPOSING INTERIM HOSPITAL  
LOUISIANA STATE UNIVERSITY  
MEDICAL CENTER**

2021 PERDIDO ST, NEW ORLEANS, LOUISIANA 70112  
FP&C PROJECT NO. | 19-604N-16-01, PT. 01, F.19001156;  
F.19.002168;01-107-05B-13, F.01003750; & 19-604N-05-05,  
F.19002231 (SUPPLEMENT)

EDR PROJECT NO. | 16053

PROJECT ISSUE DATE | 26 APR 2019

BID DOCUMENTS

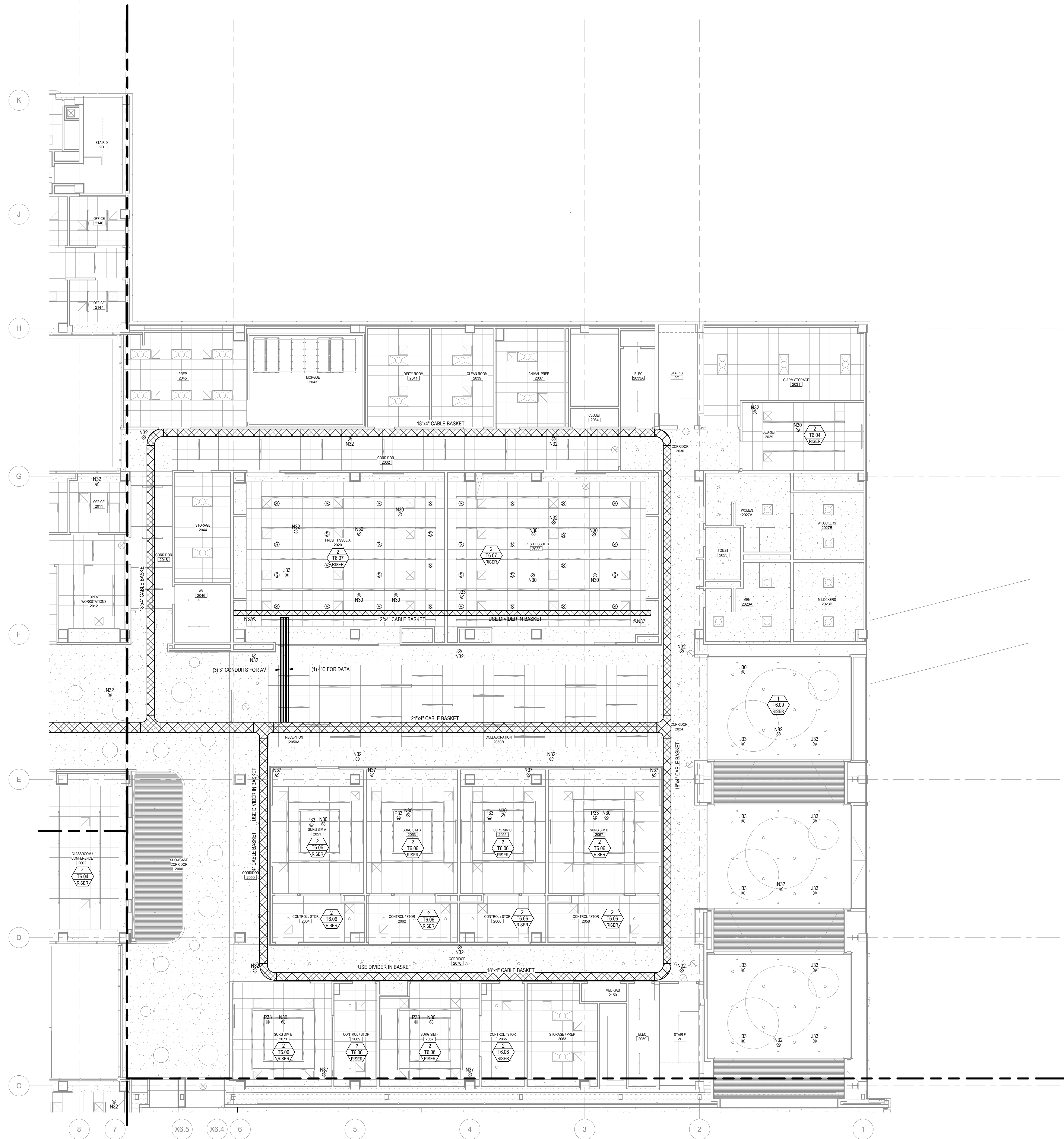
© Eskew+Dumez+Ripple 2019  
A Professional Corporation

The intent of the Contract Documents is to include all items necessary for proper execution and completion of the work by Contractor. The Contract Documents are complementary, and what is required by one shall be as binding as if required by all; performance by the Contractor shall be required only to the extent consistent with the Contract Documents and reasonably inferable from them as being necessary to produce the indicated results.

REVISIONS

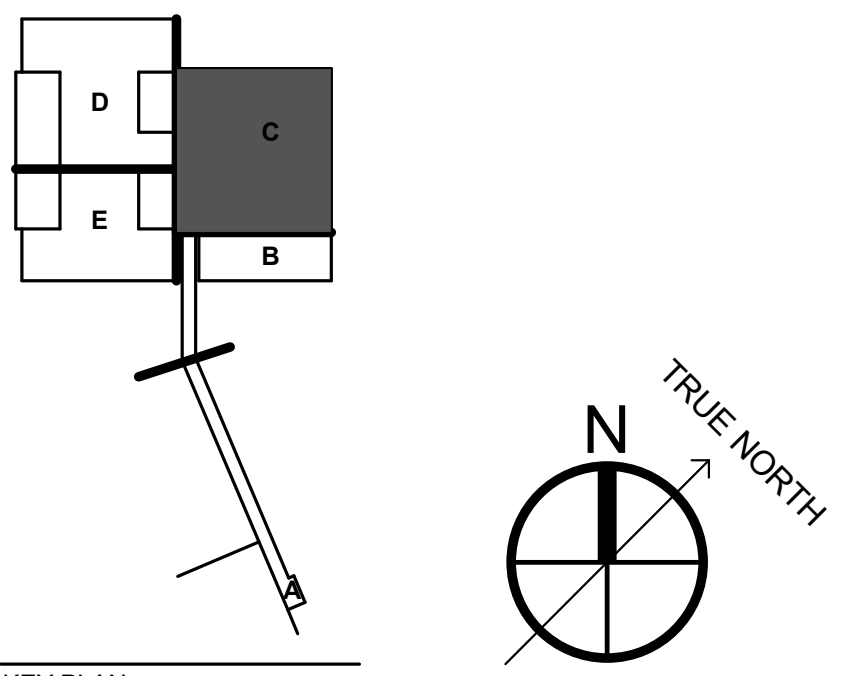
**TECHNOLOGY INFRASTRUCTURE  
FIRST FLOOR AREA E RCP**





TECHNOLOGY INFRASTRUCTURE SECOND FLOOR AREA C RCP  
1/8" = 1'-0"

FOR AV CONTRACTOR REFERENCE ONLY



KEY PLAN

**REPURPOSING INTERIM HOSPITAL  
LOUISIANA STATE UNIVERSITY  
MEDICAL CENTER**

2021 PERDIDO ST, NEW ORLEANS, LOUISIANA 70112  
FP&C PROJECT NO. | 19-604N-16-01, PT. 01, F.19001156;  
F.19.002168-01-107-05B-13, F.01003750; & 19-604N-05-05,  
F.19002231 (SUPPLEMENT)

EDR PROJECT NO. | 16053

PROJECT ISSUE DATE | 26 APR 2019

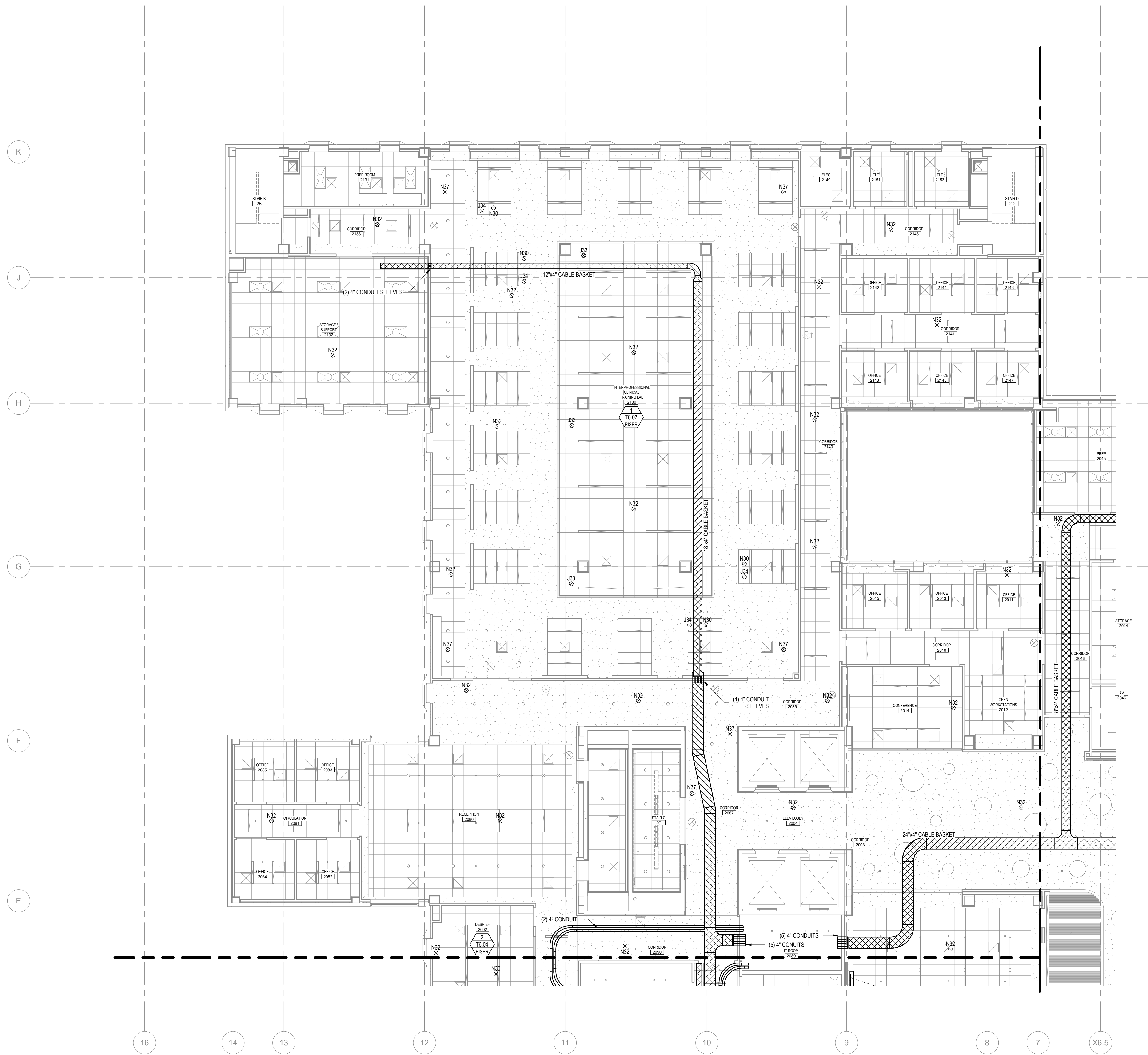
BID DOCUMENTS

© Eskew+Dumez+Ripple 2019  
A Professional Corporation

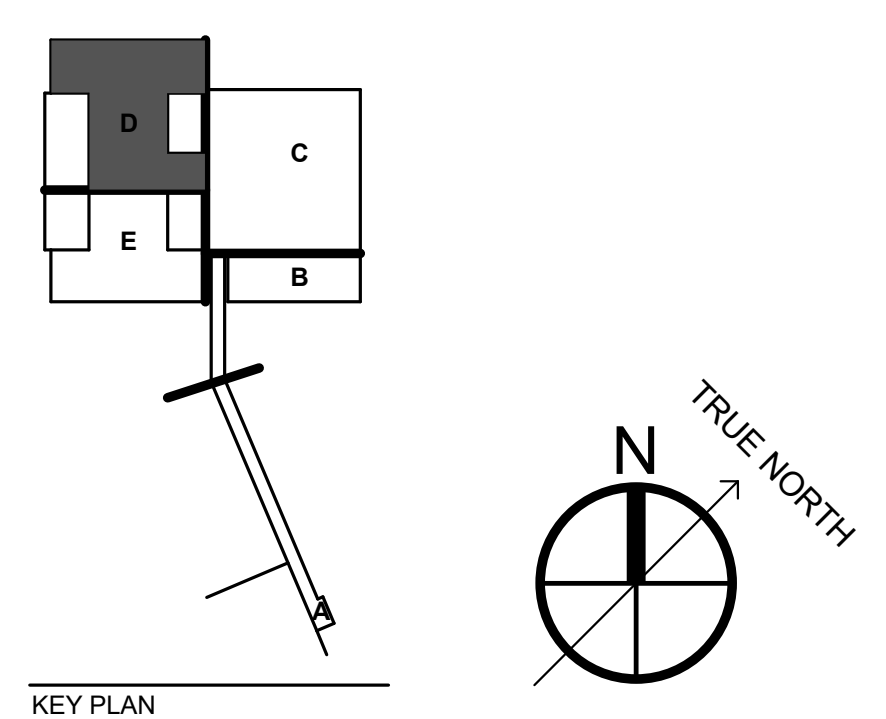
The intent of the Contract Documents is to include all items necessary for proper execution and completion of the work by Contractor. The Contract Documents are complementary, and what is required by one shall be as binding as if required by all; performance by the Contractor shall be required only to the extent consistent with the Contract Documents and reasonably inferable from them as being necessary to produce the indicated results.

REVISIONS

**TECHNOLOGY INFRASTRUCTURE  
SECOND FLOOR AREA C RCP**



TECHNOLOGY INFRASTRUCTURE, SECOND FLOOR AREA D RCP  
1/8" = 1'-0"



**REPURPOSING INTERIM HOSPITAL  
 LOUISIANA STATE UNIVERSITY  
 MEDICAL CENTER**  
 2021 PERDIDO ST, NEW ORLEANS, LOUISIANA 70112  
 FP&C PROJECT NO. | 19-604N-16-01, PT. 01, F.19001156;  
 F.19.002168;01-107-05B-13, F.01003750; & 19-604N-05-05,  
 F.19002231 (SUPPLEMENT)  
 EDR PROJECT NO. | 16053

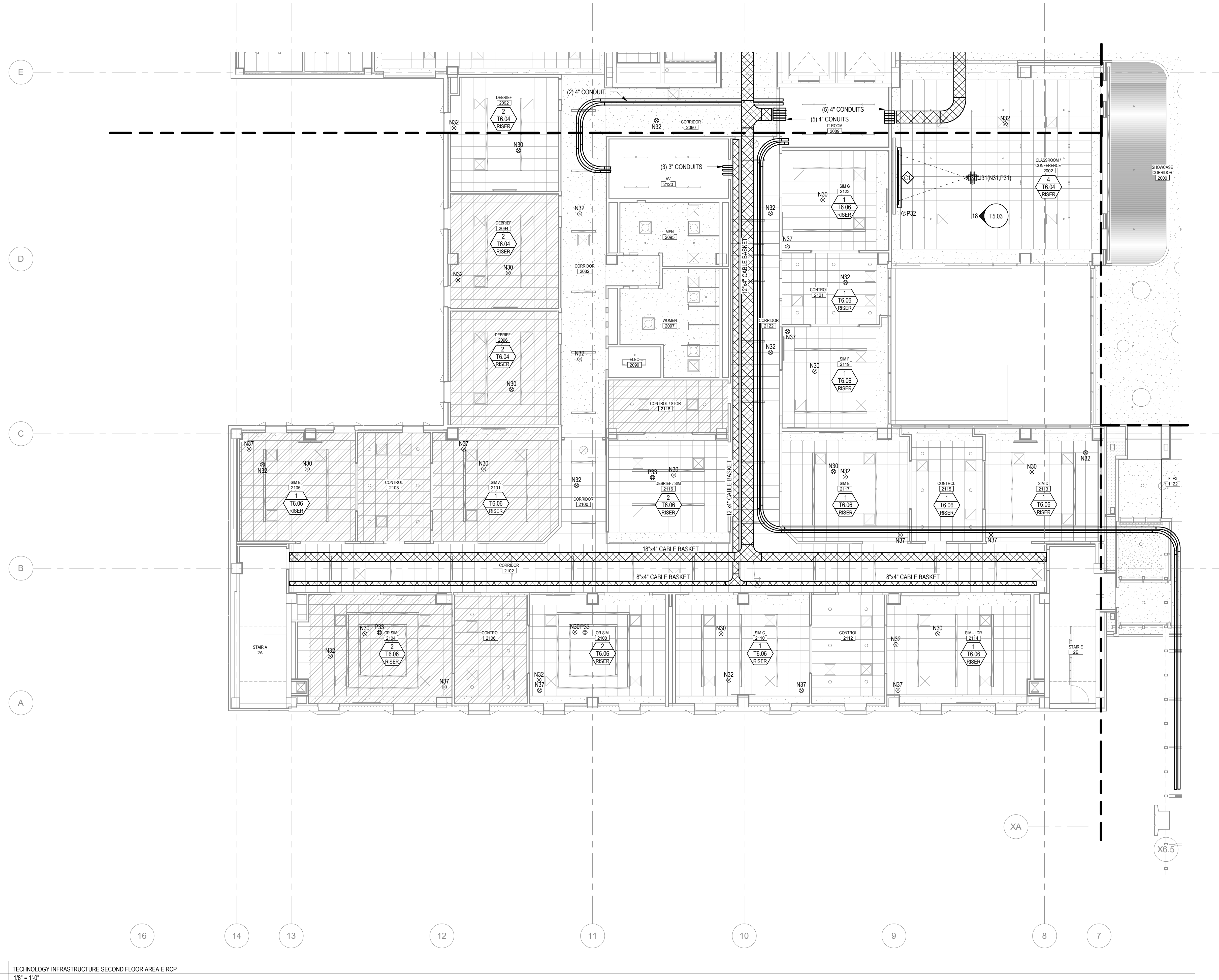
PROJECT ISSUE DATE | 26 APR 2019  
 BID DOCUMENTS

© Eskew+Dumez+Ripple 2019  
 A Professional Corporation

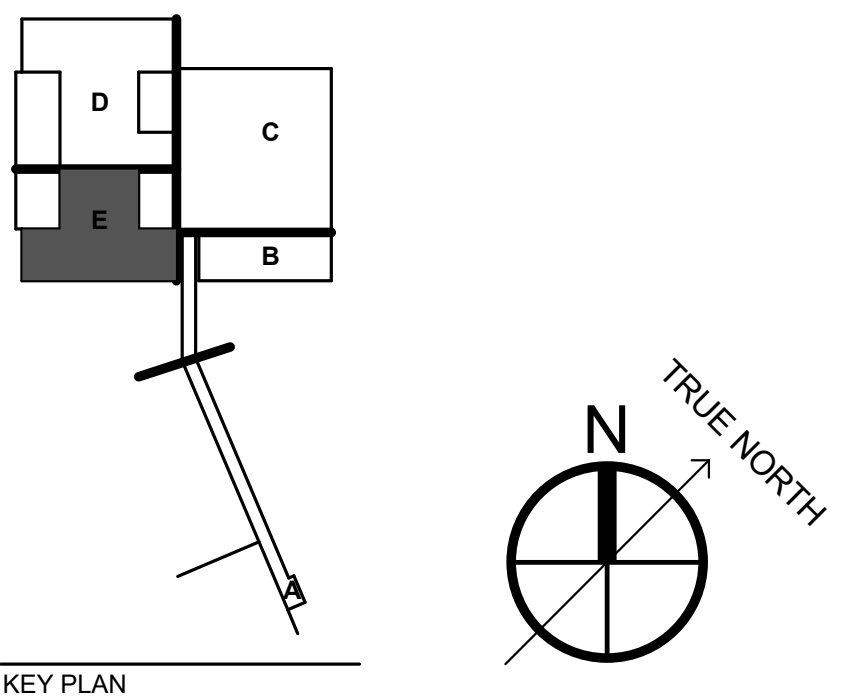
The intent of the Contract Documents is to include all items necessary for proper execution and completion of the work by Contractor. The Contract Documents are complementary, and what is required by one shall be as binding as if required by all; performance by the Contractor shall be required only to the extent consistent with the Contract Documents and reasonably inferable from them as being necessary to produce the indicated results.

REVISIONS

**TECHNOLOGY INFRASTRUCTURE  
 SECOND FLOOR AREA D RCP**



TECHNOLOGY INFRASTRUCTURE SECOND FLOOR AREA E RCP  
1/8\"/>



KEY PLAN

**REPURPOSING INTERIM HOSPITAL  
LOUISIANA STATE UNIVERSITY  
MEDICAL CENTER**

2021 PERDIDO ST, NEW ORLEANS, LOUISIANA 70112  
FP&C PROJECT NO. | 19-604N-16-01, PT. 01, F.19001156;  
F.19.002168;01-107-05B-13, F.01003750; & 19-604N-05-05,  
F.19002231 (SUPPLEMENT)

EDR PROJECT NO. | 16053

PROJECT ISSUE DATE | 26 APR 2019

BID DOCUMENTS

© Eskew+Dumez+Ripple 2019  
A Professional Corporation

The intent of the Contract Documents is to include all items necessary for proper execution and completion of the work by Contractor. The Contract Documents are complementary, and what is required by one shall be as binding as if required by all; performance by the Contractor shall be required only to the extent consistent with the Contract Documents and reasonably inferable from them as being necessary to produce the indicated results.

REVISIONS

**TECHNOLOGY INFRASTRUCTURE  
SECOND FLOOR AREA E RCP**





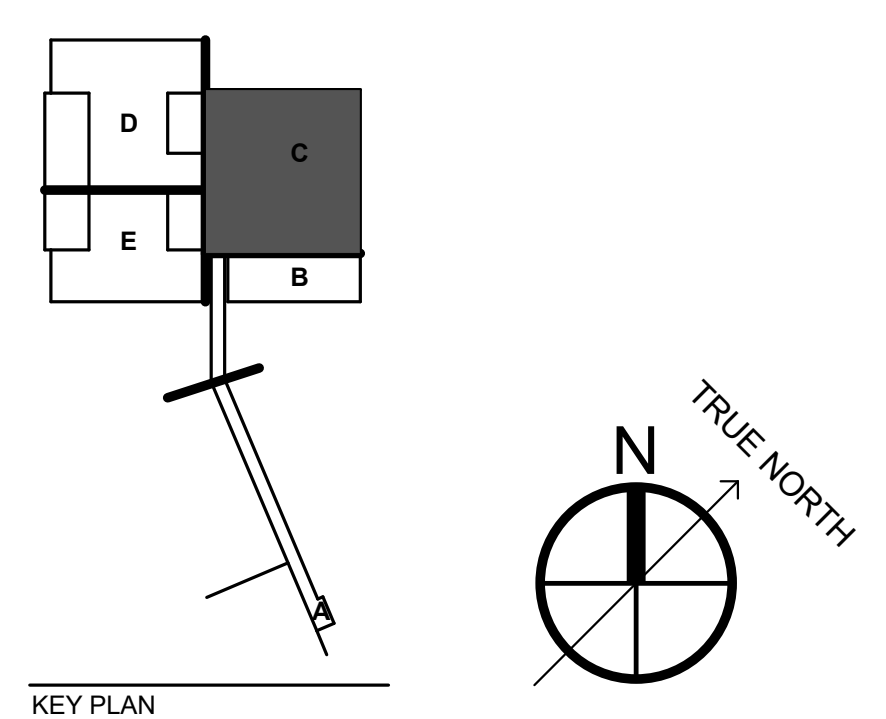
TECHNOLOGY INFRASTRUCTURE THIRD FLOOR AREA C RCP  
1/8" = 1'-0"

FOR AV CONTRACTOR REFERENCE ONLY

**THE SEXTANT GROUP, INC.**  
700 WATERFRONT DRIVE  
SUITE 200  
PITTSBURGH, PA 15222  
412.323.8580

**THE SEXTANT GROUP**

AV • IT • SECURITY CONSULTANT



**REPURPOSING INTERIM HOSPITAL  
LOUISIANA STATE UNIVERSITY  
MEDICAL CENTER**  
2021 PERDIDO ST, NEW ORLEANS, LOUISIANA 70112  
FP&C PROJECT NO. | 19-604N-16-01, PT. 01, F.19001156;  
F.19.002168;01-107-05B-13, F.01003750; & 19-604N-05-05,  
F.19002231 (SUPPLEMENT)  
EDR PROJECT NO. | 16053

PROJECT ISSUE DATE | 26 APR 2019  
BID DOCUMENTS

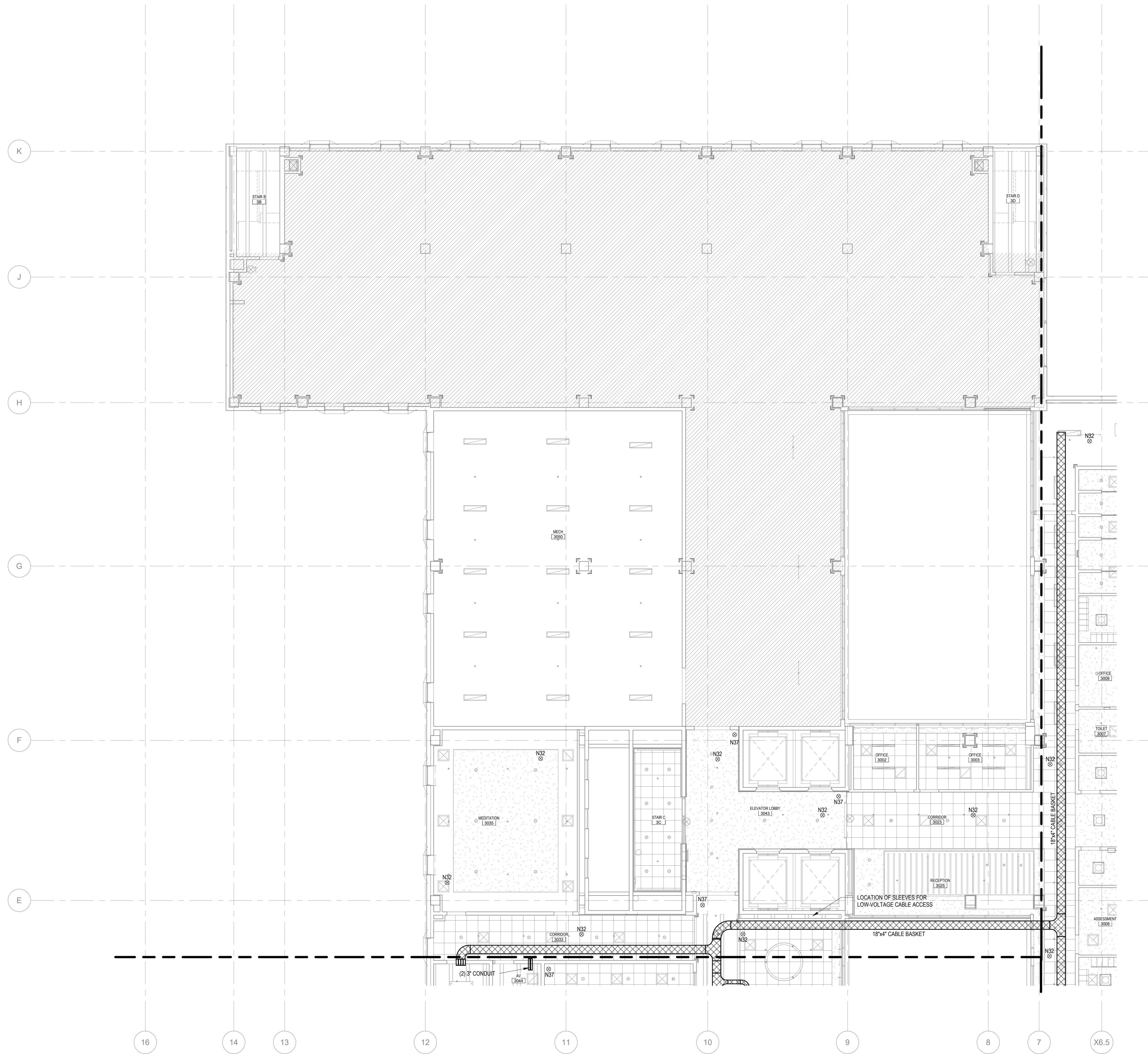
© Eskew+Dumez+Ripple 2019  
A Professional Corporation

The intent of the Contract Documents is to include all items necessary for proper execution and completion of the work by Contractor. The Contract Documents are complementary, and what is required by one shall be as binding as if required by all; performance by the Contractor shall be required only to the extent consistent with the Contract Documents and reasonably inferable from them as being necessary to produce the indicated results.

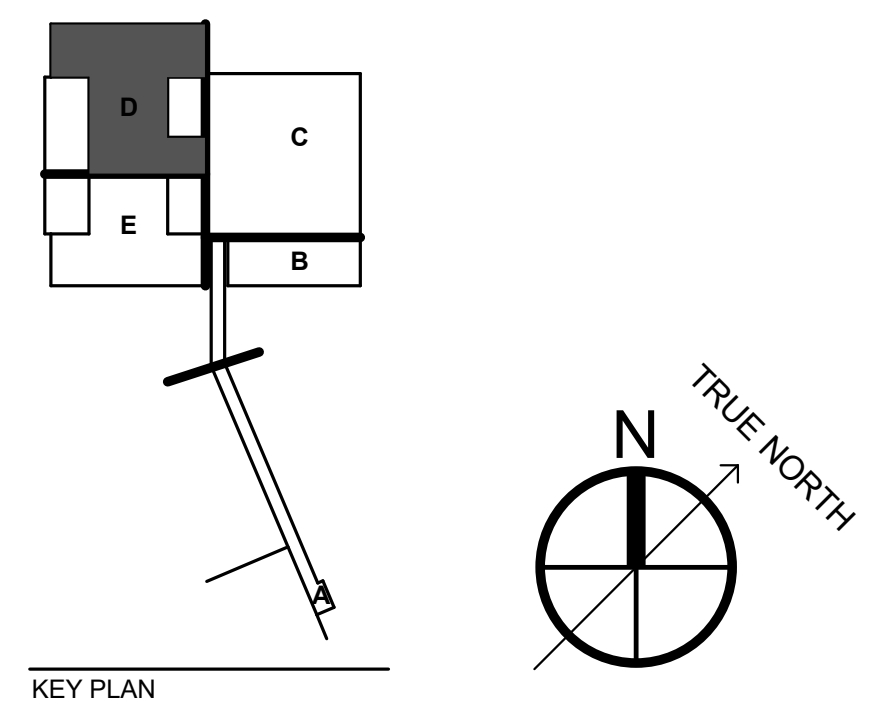
REVISIONS

**TECHNOLOGY INFRASTRUCTURE  
THIRD FLOOR AREA C RCP**





TECHNOLOGY INFRASTRUCTURE THIRD FLOOR AREA D RCP  
1/8" = 1'-0"



**REPURPOSING INTERIM HOSPITAL  
LOUISIANA STATE UNIVERSITY  
MEDICAL CENTER**

2021 PERDIDO ST, NEW ORLEANS, LOUISIANA 70112  
FP&C PROJECT NO. | 19-604N-16-01, PT. 01, F.19001156;  
F.19.002168;01-107-05B-13, F.01003750; & 19-604N-05-05,  
F.19002231 (SUPPLEMENT)  
EDR PROJECT NO. | 16053

PROJECT ISSUE DATE | 26 APR 2019

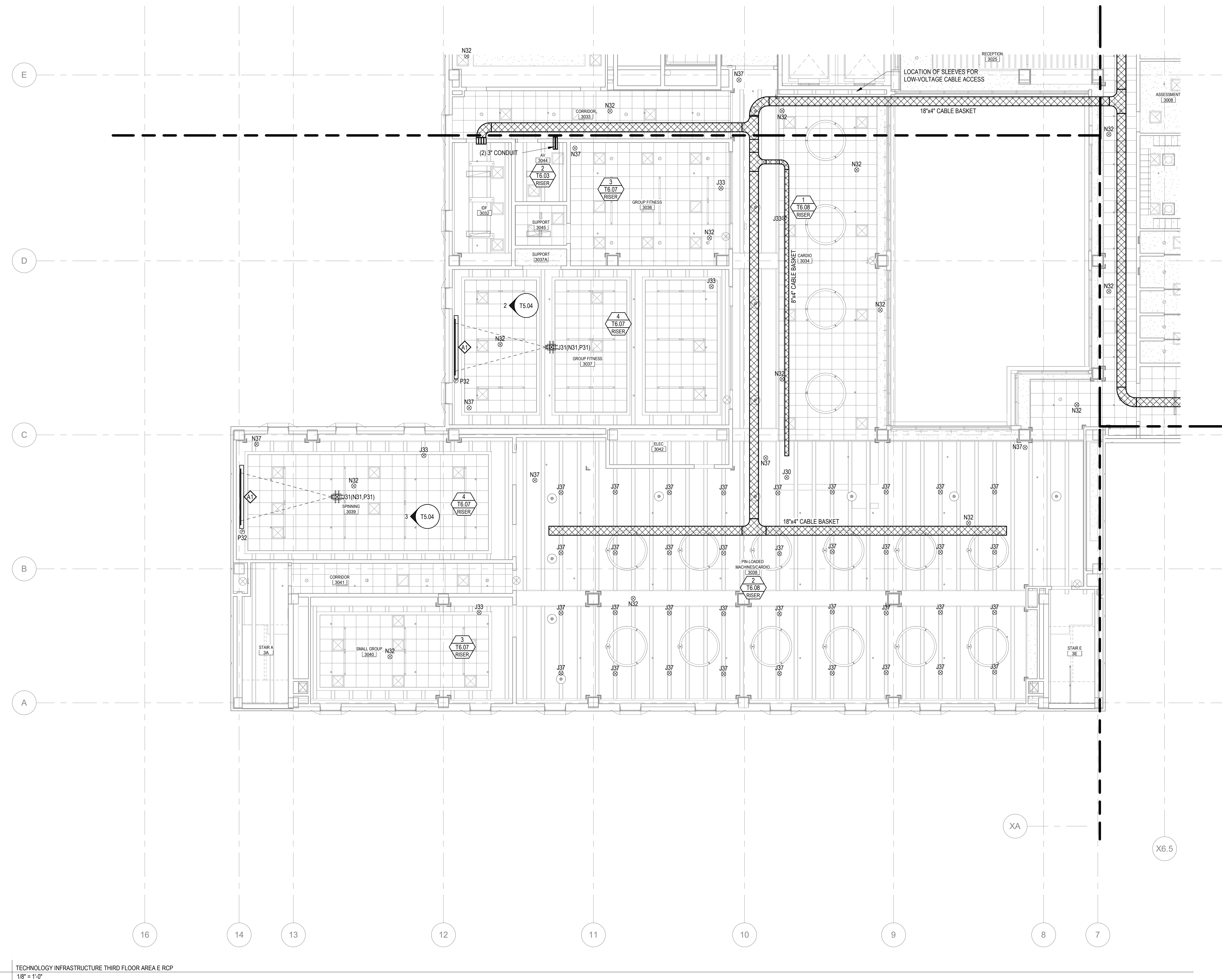
BID DOCUMENTS

© Eskew+Dumez+Ripple 2019  
A Professional Corporation

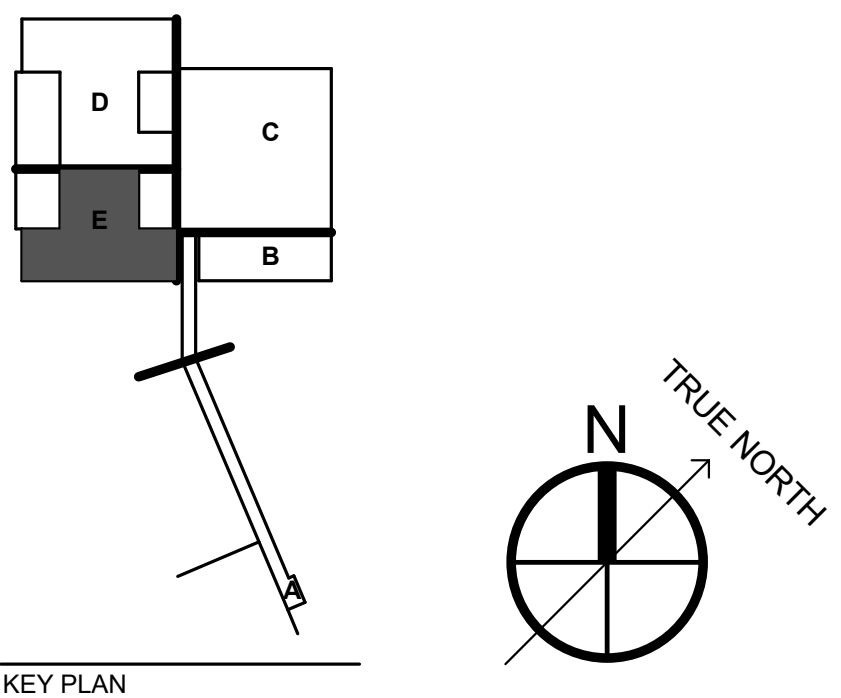
The intent of the Contract Documents is to include all items necessary for proper execution and completion of the work by Contractor. The Contract Documents are complementary, and what is required by one shall be as binding as if required by all; performance by the Contractor shall be required only to the extent consistent with the Contract Documents and reasonably inferable from them as being necessary to produce the indicated results.

REVISIONS

**TECHNOLOGY INFRASTRUCTURE  
THIRD FLOOR AREA D RCP**



TECHNOLOGY INFRASTRUCTURE THIRD FLOOR AREA E RCP  
1/8\"/>



KEY PLAN

**REPURPOSING INTERIM HOSPITAL  
LOUISIANA STATE UNIVERSITY  
MEDICAL CENTER**

2021 PERDIDO ST, NEW ORLEANS, LOUISIANA 70112  
FP&C PROJECT NO. | 19-604N-16-01, PT. 01, F.19001156;  
F.19.002168; 01-107-05B-13, F.01003750; & 19-604N-05-05,  
F.19002231 (SUPPLEMENT)

EDR PROJECT NO. | 16053

PROJECT ISSUE DATE | 26 APR 2019

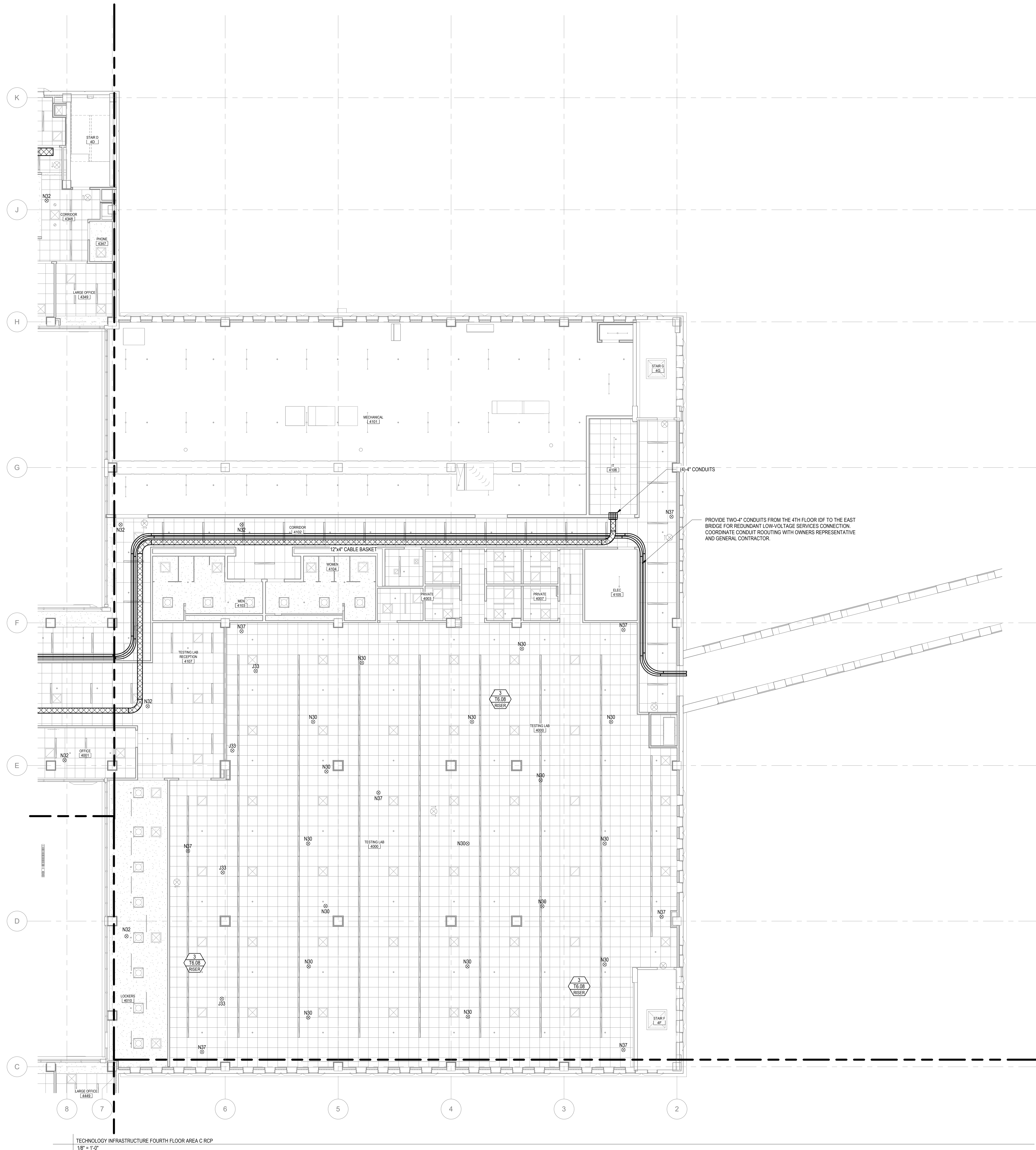
BID DOCUMENTS

© Eskew+Dumez+Ripple 2019  
A Professional Corporation

The intent of the Contract Documents is to include all items necessary for proper execution and completion of the work by Contractor. The Contract Documents are complementary, and what is required by one shall be as binding as if required by all; performance by the Contractor shall be required only to the extent consistent with the Contract Documents and reasonably inferable from them as being necessary to produce the indicated results.

REVISIONS

**TECHNOLOGY INFRASTRUCTURE  
THIRD FLOOR AREA E RCP**



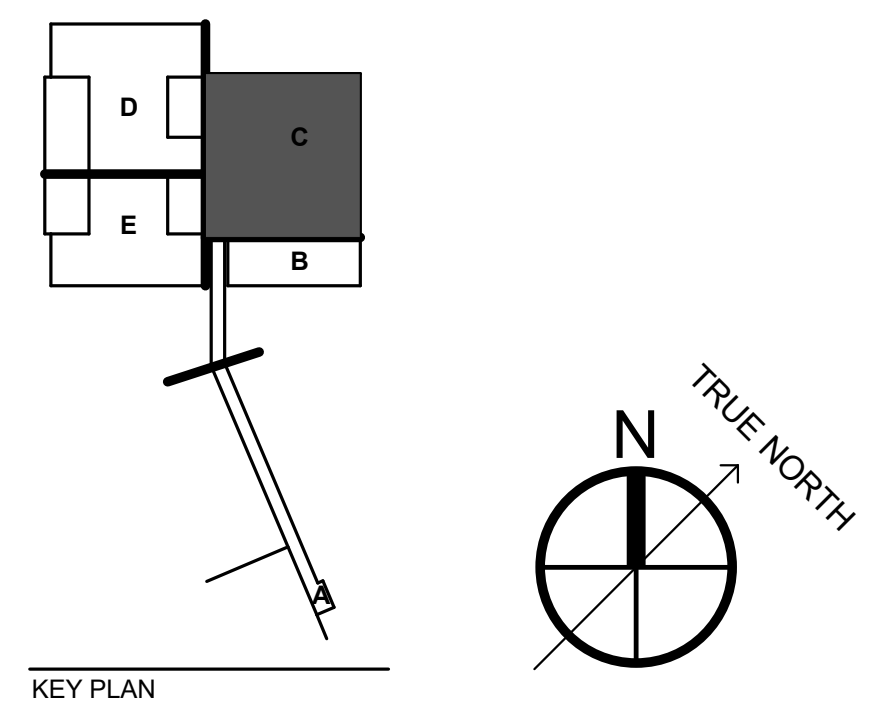
TECHNOLOGY INFRASTRUCTURE FOURTH FLOOR AREA C RCP  
1/8" = 1'-0"

FOR AV CONTRACTOR REFERENCE ONLY

**THE SEXTANT GROUP, INC.**  
700 WATERFRONT DRIVE  
SUITE 200  
PITTSBURGH, PA 15222  
412.323.8580



AV • IT • SECURITY CONSULTANT



KEY PLAN

**REPURPOSING INTERIM HOSPITAL  
LOUISIANA STATE UNIVERSITY  
MEDICAL CENTER**

2021 PERDIDO ST, NEW ORLEANS, LOUISIANA 70112  
FP&C PROJECT NO. | 19-604N-16-01, PT. 01, F.19001156;  
F.19.002168;01-107-05B-13, F.01003750; & 19-604N-05-05,  
F.19002231 (SUPPLEMENT)

EDR PROJECT NO. | 16053

PROJECT ISSUE DATE | 26 APR 2019

BID DOCUMENTS

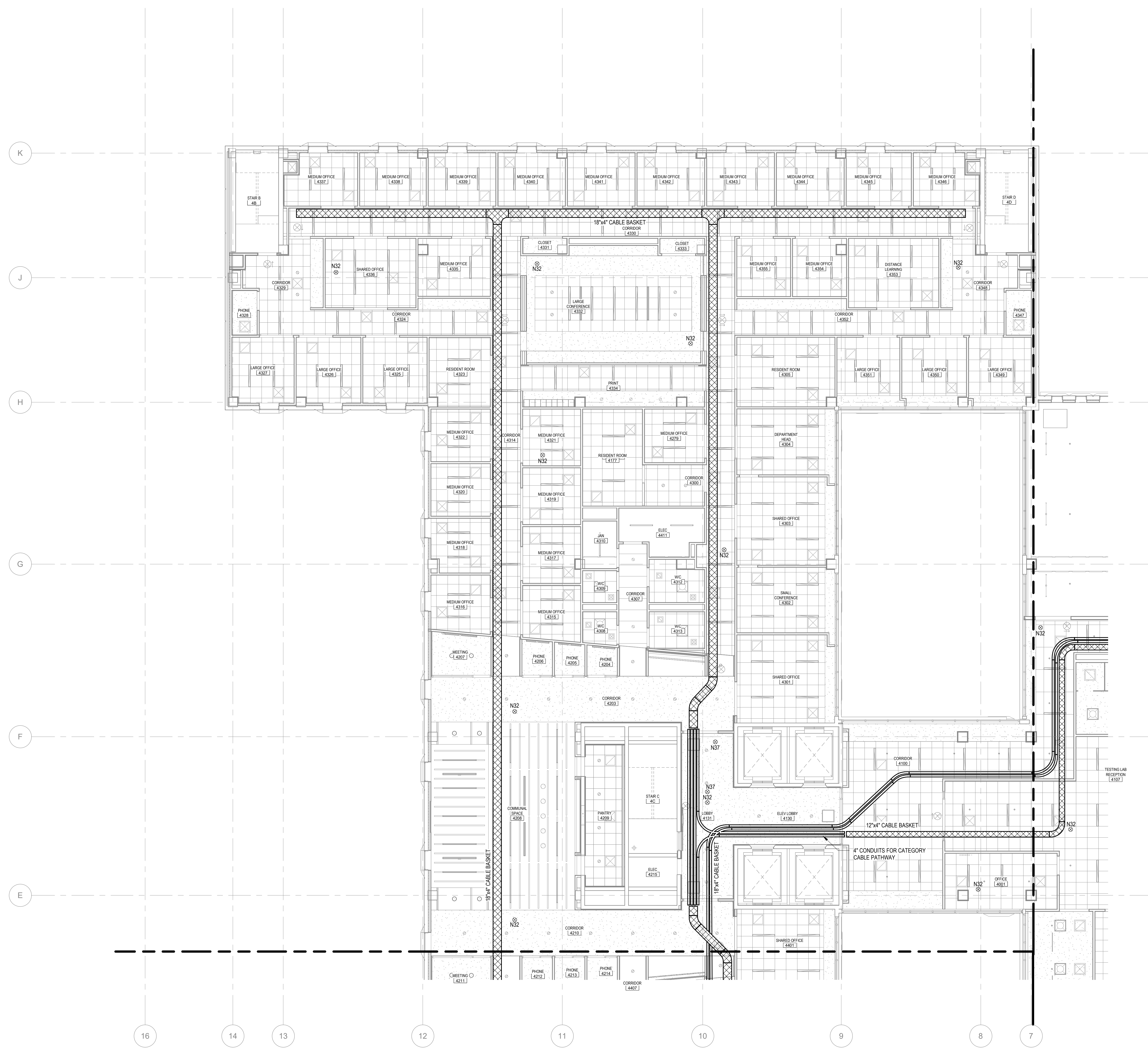
© Eskew+Dumez+Ripple 2019  
A Professional Corporation

The intent of the Contract Documents is to include all items necessary for proper execution and completion of the work by Contractor. The Contract Documents are complementary, and what is required by one shall be as binding as if required by all; performance by the Contractor shall be required only to the extent consistent with the Contract Documents and reasonably inferable from them as being necessary to produce the indicated results.

REVISIONS

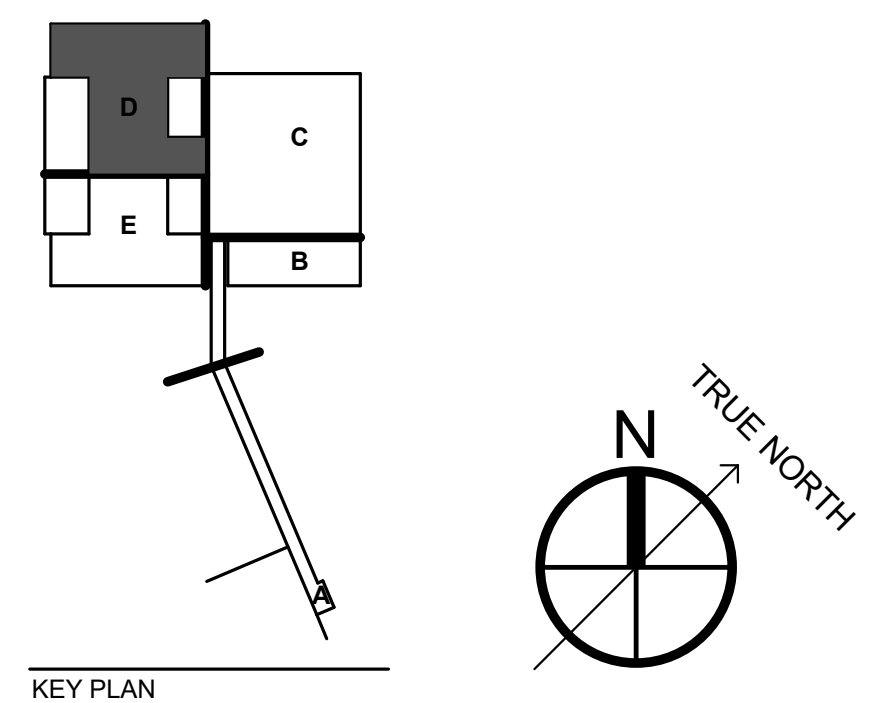
**TECHNOLOGY INFRASTRUCTURE  
FOURTH FLOOR AREA C RCP**

DRAWN BY | ED, TR, JMP



TECHNOLOGY INFRASTRUCTURE FOURTH FLOOR AREA D RCP  
1/8" = 1'-0"

FOR AV CONTRACTOR REFERENCE ONLY



KEY PLAN

**REPURPOSING INTERIM HOSPITAL  
LOUISIANA STATE UNIVERSITY  
MEDICAL CENTER**

2021 PERDIDO ST, NEW ORLEANS, LOUISIANA 70112  
FP&C PROJECT NO. | 19-604N-16-01, PT. 01, F.19001156;  
F.19.002168-01-107-05B-13, F.01003750; & 19-604N-05-05,  
F.19002231 (SUPPLEMENT)

EDR PROJECT NO. | 16053

PROJECT ISSUE DATE | 26 APR 2019

BID DOCUMENTS

© Eskew+Dumez+Ripple 2019  
A Professional Corporation

The intent of the Contract Documents is to include all items necessary for proper execution and completion of the work by Contractor. The Contract Documents are complementary, and what is required by one shall be as binding as if required by all; performance by the Contractor shall be required only to the extent consistent with the Contract Documents and reasonably inferable from them as being necessary to produce the indicated results.

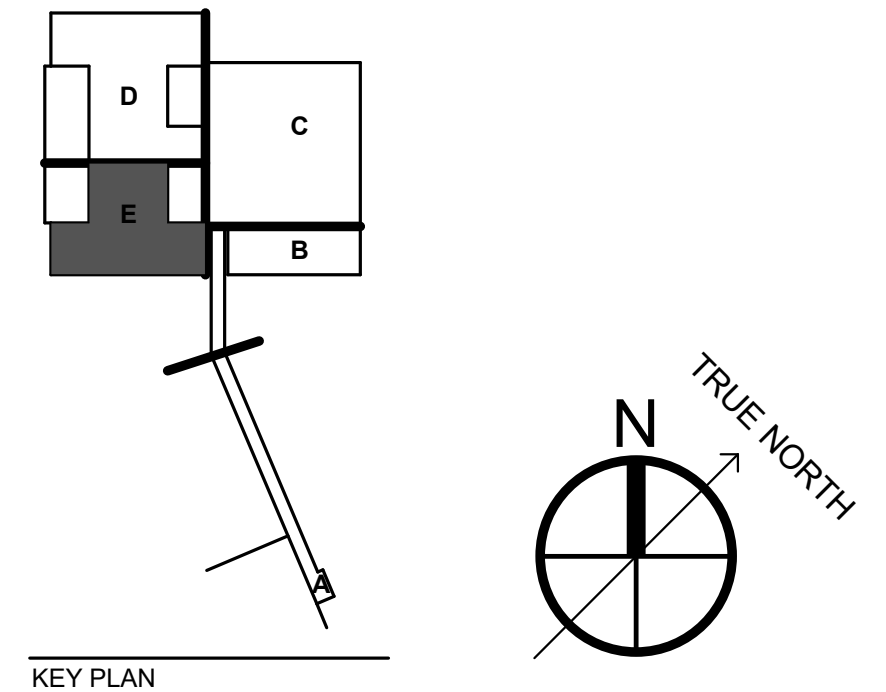
REVISIONS

**TECHNOLOGY INFRASTRUCTURE  
FOURTH FLOOR AREA D RCP**





TECHNOLOGY INFRASTRUCTURE FOURTH FLOOR AREA E RCP  
1/8" = 1'-0"



KEY PLAN  
**REPURPOSING INTERIM HOSPITAL  
LOUISIANA STATE UNIVERSITY  
MEDICAL CENTER**  
2021 PERDIDO ST, NEW ORLEANS, LOUISIANA 70112  
FP&C PROJECT NO. | 19-604N-16-01, PT. 01, F.19001156;  
F.19.002168-01-107-05B-13, F.01003750; & 19-604N-05-05,  
F.19002231 (SUPPLEMENT)  
EDR PROJECT NO. | 16053

PROJECT ISSUE DATE | 26 APR 2019  
BID DOCUMENTS

© Eskew+Dumez+Ripple 2019  
A Professional Corporation  
The intent of the Contract Documents is to include all items necessary for proper execution and completion of the work by Contractor. The Contract Documents are complementary, and what is required by one shall be as binding as if required by all; performance by the Contractor shall be required only to the extent consistent with the Contract Documents and reasonably inferable from them as being necessary to produce the indicated results.  
REVISIONS

TECHNOLOGY INFRASTRUCTURE  
FOURTH FLOOR AREA E RCP

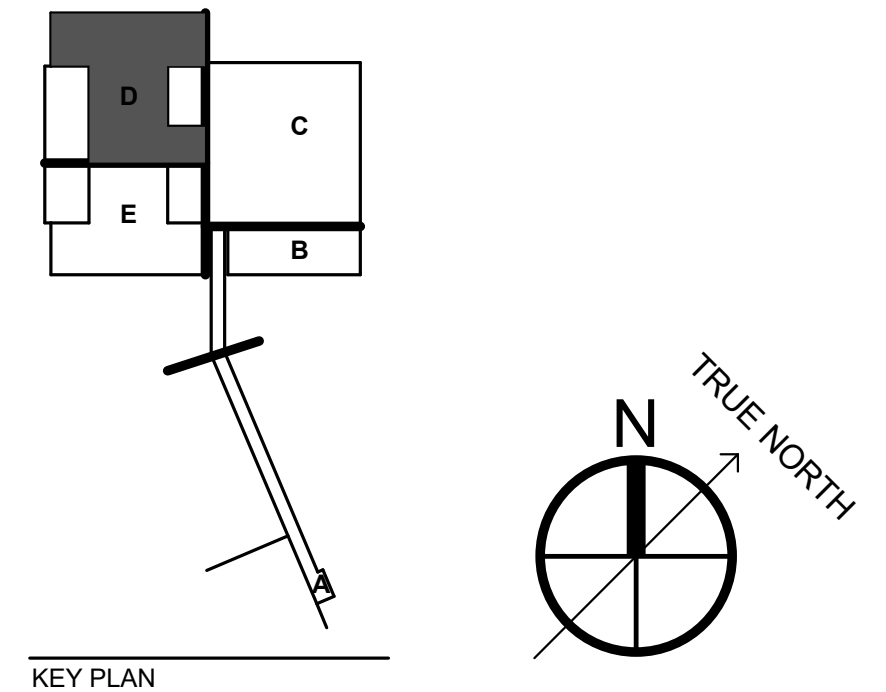
FOR AV CONTRACTOR REFERENCE ONLY



TECHNOLOGY INFRASTRUCTURE FIFTH FLOOR AREA D RCP  
1/8" = 1'-0"



AV • IT • SECURITY CONSULTANT

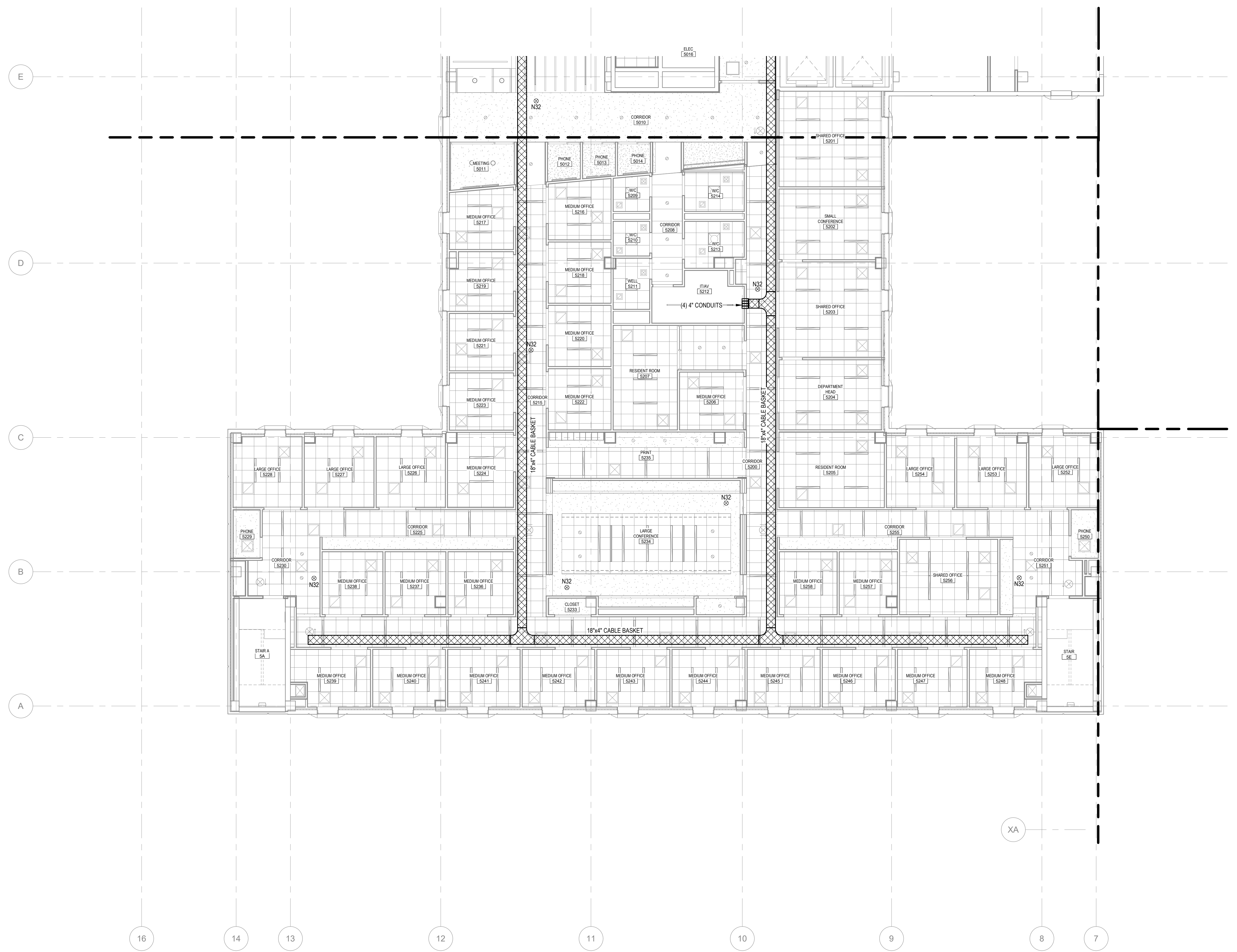


**REPURPOSING INTERIM HOSPITAL  
LOUISIANA STATE UNIVERSITY  
MEDICAL CENTER**  
2021 PERDIDO ST, NEW ORLEANS, LOUISIANA 70112  
FP&C PROJECT NO. | 19-604N-16-01, PT. 01, F.19001156;  
F.19.002168; 01-107-05B-13, F.01003750; & 19-604N-05-05,  
F.19002231 (SUPPLEMENT)  
EDR PROJECT NO. | 16053

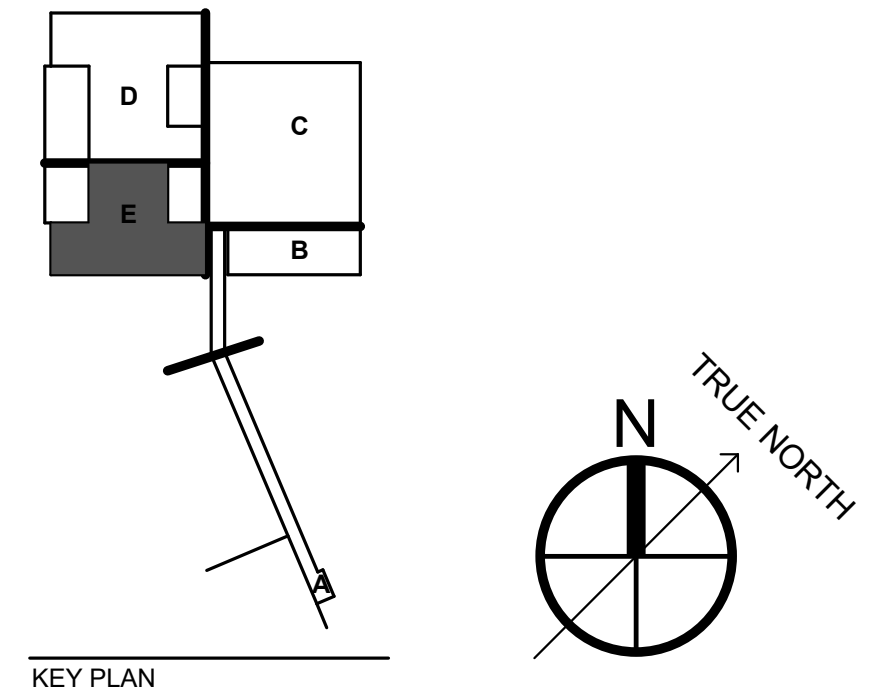
PROJECT ISSUE DATE | 26 APR 2019  
BID DOCUMENTS

© Eskew+Dumez+Ripple 2019  
A Professional Corporation  
The intent of the Contract Documents is to include all items necessary for proper execution and completion of the work by Contractor. The Contract Documents are complementary, and what is required by one shall be as binding as if required by all; performance by the Contractor shall be required only to the extent consistent with the Contract Documents and reasonably inferable from them as being necessary to produce the indicated results.  
REVISIONS

**TECHNOLOGY INFRASTRUCTURE  
FIFTH FLOOR AREA D RCP**



TECHNOLOGY INFRASTRUCTURE FIFTH FLOOR AREA E RCP  
 1/8" = 1'-0"



**REPURPOSING INTERIM HOSPITAL  
 LOUISIANA STATE UNIVERSITY  
 MEDICAL CENTER**

2021 PERDIDO ST, NEW ORLEANS, LOUISIANA 70112  
 FP&C PROJECT NO. | 19-604N-16-01, PT. 01, F.19001156;  
 F.19.002168; 01-107-05B-13, F.01003750; & 19-604N-05-05,  
 F.19002231 (SUPPLEMENT)  
 EDR PROJECT NO. | 16053

PROJECT ISSUE DATE | 26 APR 2019

BID DOCUMENTS

© Eskew+Dumez+Ripple 2019  
 A Professional Corporation

The intent of the Contract Documents is to include all items necessary for proper execution and completion of the work by Contractor. The Contract Documents are complementary, and what is required by one shall be as binding as if required by all; performance by the Contractor shall be required only to the extent consistent with the Contract Documents and reasonably inferable from them as being necessary to produce the indicated results.

REVISIONS

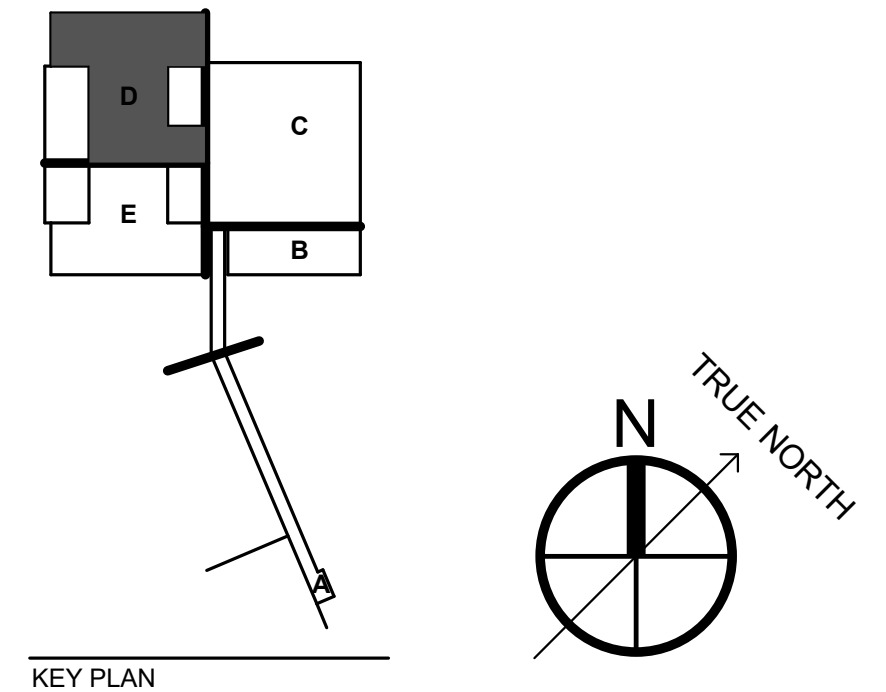


TECHNOLOGY INFRASTRUCTURE SIXTH FLOOR AREA D RCP  
1/8" = 1'-0"

**THE SEXTANT GROUP, INC.**  
700 WATERFRONT DRIVE  
SUITE 200  
PITTSBURGH, PA 15222  
412.323.8580



AV • IT • SECURITY CONSULTANT



**REPURPOSING INTERIM HOSPITAL  
LOUISIANA STATE UNIVERSITY  
MEDICAL CENTER**

2021 PERDIDO ST, NEW ORLEANS, LOUISIANA 70112  
FP&C PROJECT NO. | 19-604N-16-01, PT. 01, F.19001156;  
F.19.002168;01-107-05B-13, F.01003750; & 19-604N-05-05,  
F.19002231 (SUPPLEMENT)  
EDR PROJECT NO. | 16053

PROJECT ISSUE DATE | 26 APR 2019

BID DOCUMENTS

© Eskew+Dumez+Ripple 2019  
A Professional Corporation

The intent of the Contract Documents is to include all items necessary for proper execution and completion of the work by Contractor. The Contract Documents are complementary, and what is required by one shall be as binding as if required by all; performance by the Contractor shall be required only to the extent consistent with the Contract Documents and reasonably inferable from them as being necessary to produce the indicated results.

REVISIONS

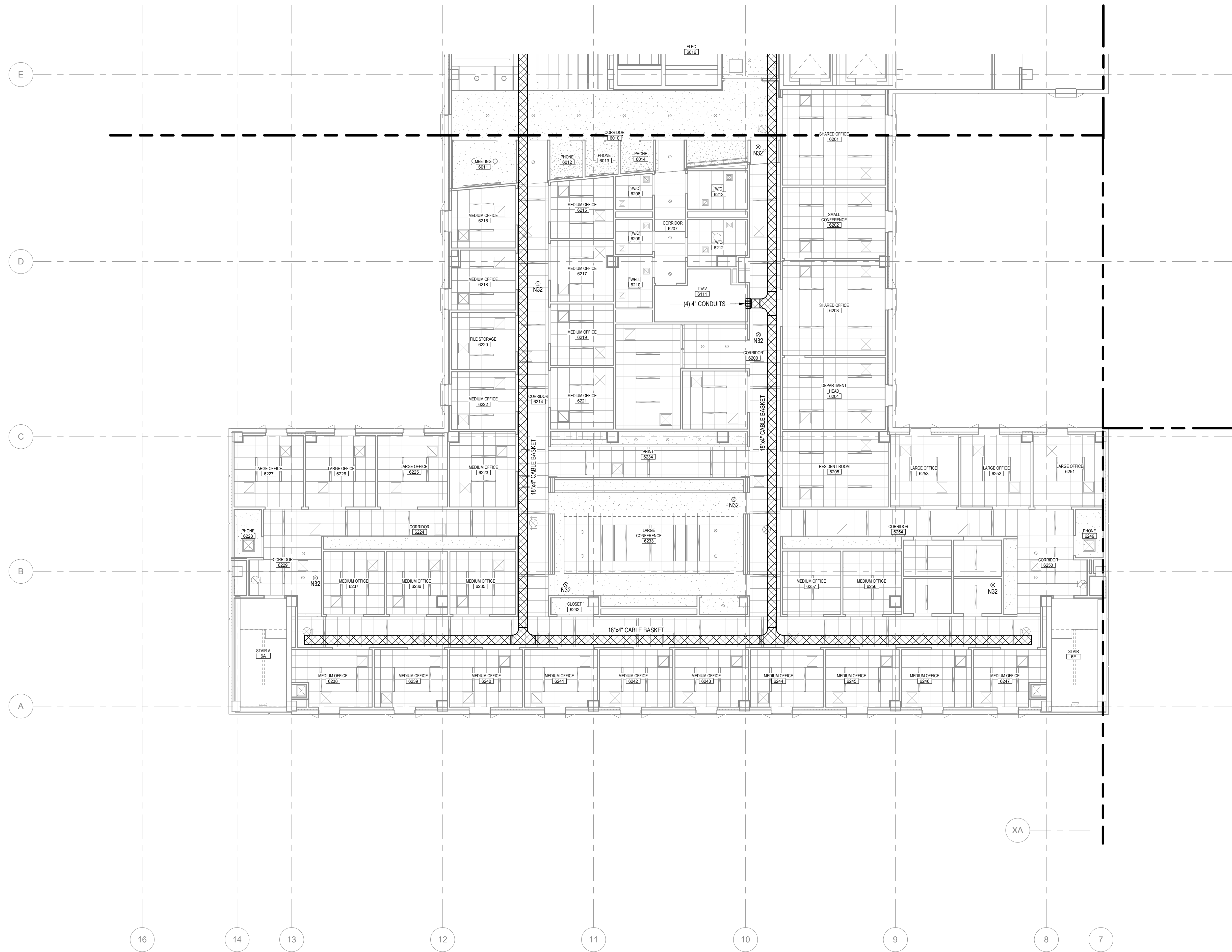
**TECHNOLOGY INFRASTRUCTURE  
SIXTH FLOOR AREA D RCP**



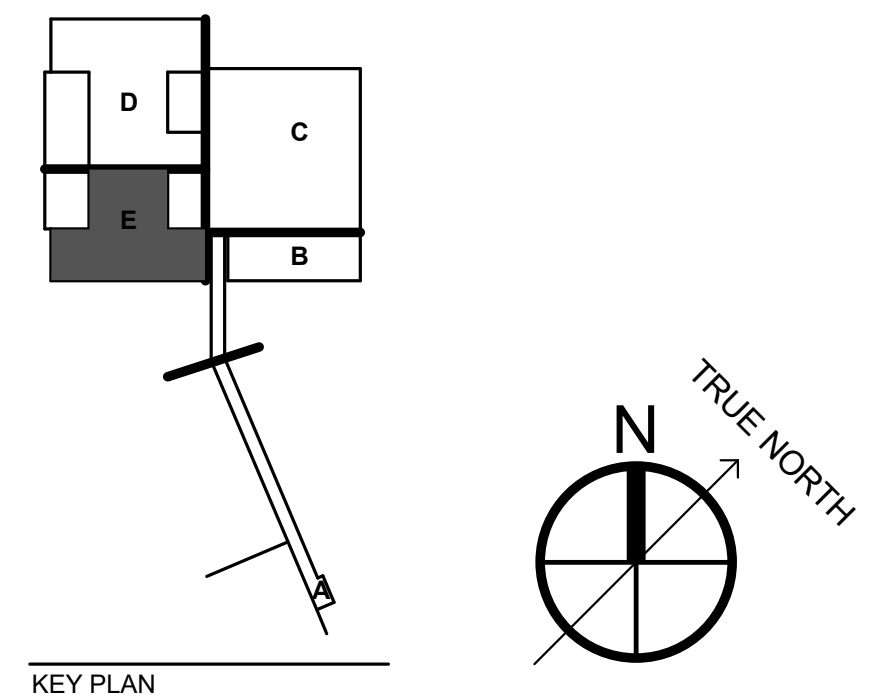
THE SEXTANT GROUP, INC.  
700 WATERFRONT DRIVE  
SUITE 200  
PITTSBURGH, PA 15222  
412.323.8580



AV • IT • SECURITY CONSULTANT



TECHNOLOGY INFRASTRUCTURE SIXTH FLOOR AREA E RCP  
1/8" = 1'-0"



KEY PLAN

**REPURPOSING INTERIM HOSPITAL  
LOUISIANA STATE UNIVERSITY  
MEDICAL CENTER**

2021 PERDIDO ST, NEW ORLEANS, LOUISIANA 70112  
FP&C PROJECT NO. | 19-604N-16-01, PT. 01, F.19001156;  
F.19.002168-01-107-05B-13, F.01003750; & 19-604N-05-05,  
F.19002231 (SUPPLEMENT)

EDR PROJECT NO. | 16053

PROJECT ISSUE DATE | 26 APR 2019

BID DOCUMENTS

© Eskew+Dumez+Ripple 2019  
A Professional Corporation

The intent of the Contract Documents is to include all items necessary for proper execution and completion of the work by Contractor. The Contract Documents are complementary, and what is required by one shall be as binding as if required by all; performance by the Contractor shall be required only to the extent consistent with the Contract Documents and reasonably inferable from them as being necessary to produce the indicated results.

REVISIONS

**TECHNOLOGY INFRASTRUCTURE  
SIXTH FLOOR AREA E RCP**

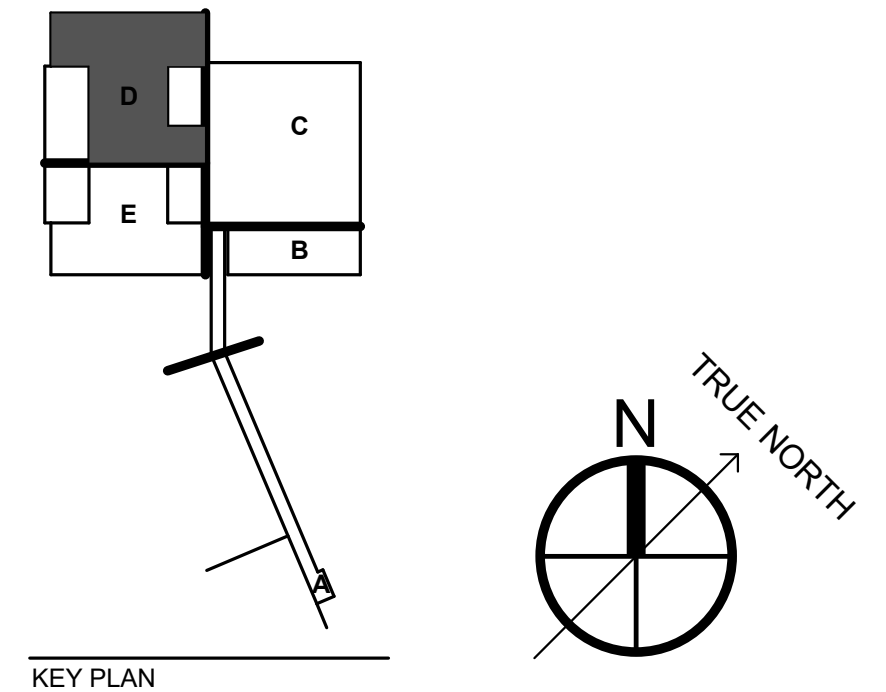
DRAWN BY | ED, TR, JMP

T2.42

FOR AV CONTRACTOR REFERENCE ONLY



TECHNOLOGY INFRASTRUCTURE SEVENTH FLOOR AREA D RCP  
1/8" = 1'-0"



**REPURPOSING INTERIM HOSPITAL  
LOUISIANA STATE UNIVERSITY  
MEDICAL CENTER**

2021 PERDIDO ST, NEW ORLEANS, LOUISIANA 70112  
FP&C PROJECT NO. | 19-604N-16-01, PT. 01, F.19001156;  
F.19.002168;01-107-05B-13, F.01003750; & 19-604N-05-05,  
F.19002231 (SUPPLEMENT)  
EDR PROJECT NO. | 16053

PROJECT ISSUE DATE | 26 APR 2019

BID DOCUMENTS

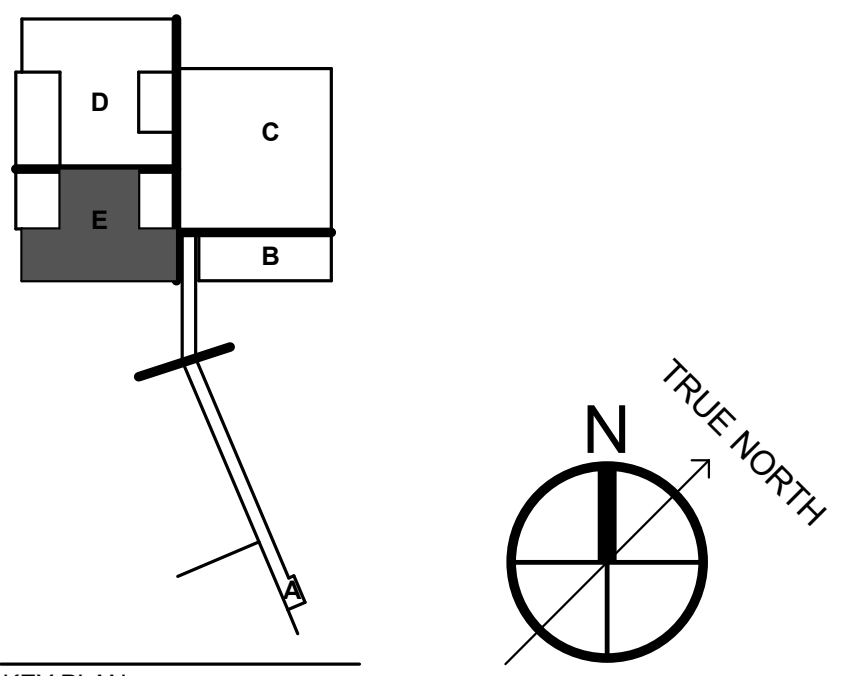
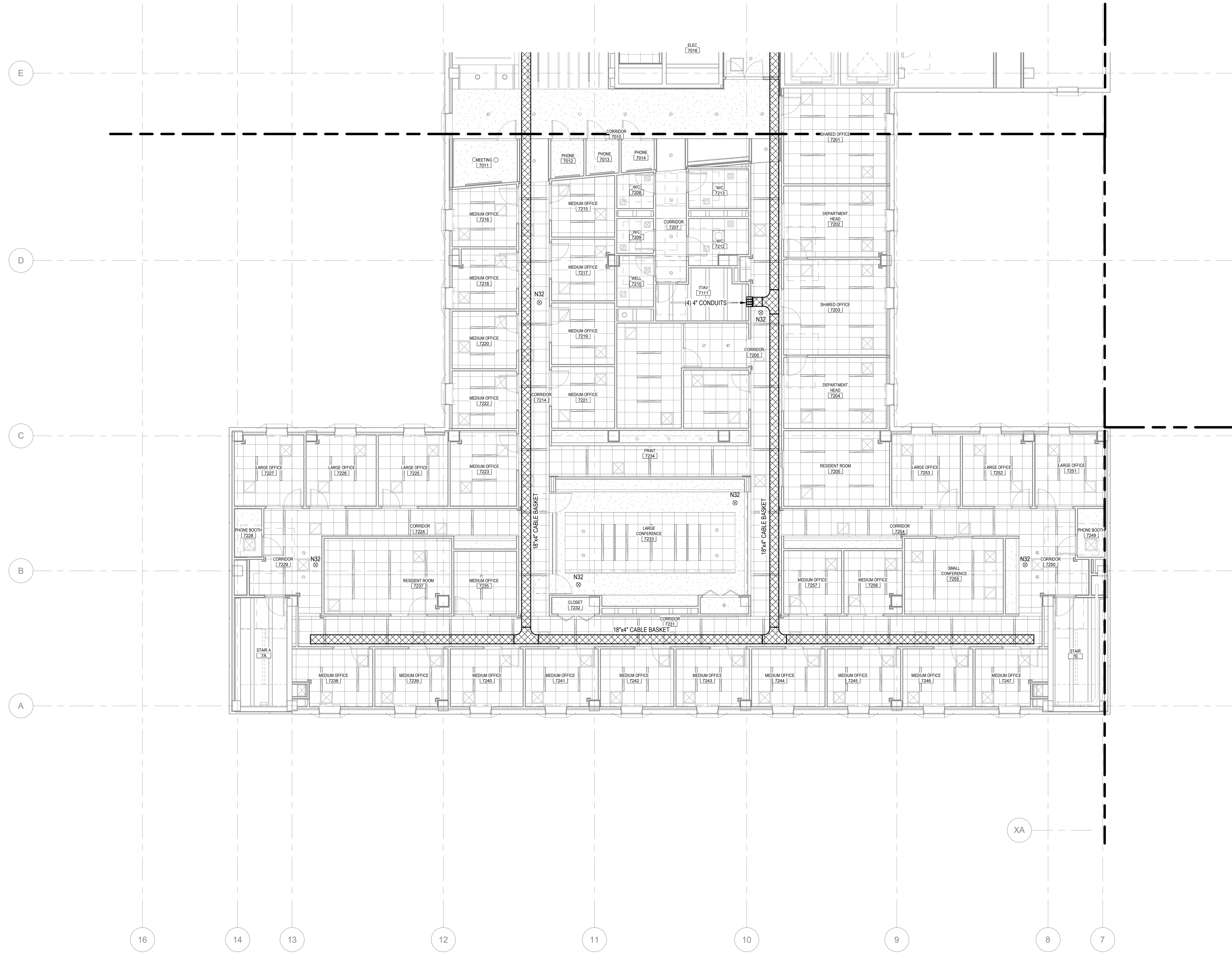
© Eskew+Dumez+Ripple 2019  
A Professional Corporation

The intent of the Contract Documents is to include all items necessary for proper execution and completion of the work by Contractor. The Contract Documents are complementary, and what is required by one shall be as binding as if required by all; performance by the Contractor shall be required only to the extent consistent with the Contract Documents and reasonably inferable from them as being necessary to produce the indicated results.

REVISIONS

**TECHNOLOGY INFRASTRUCTURE  
SEVENTH FLOOR AREA D RCP**

FOR AV CONTRACTOR REFERENCE ONLY



KEY PLAN

**REPURPOSING INTERIM HOSPITAL  
LOUISIANA STATE UNIVERSITY  
MEDICAL CENTER**

2021 PERDIDO ST, NEW ORLEANS, LOUISIANA 70112  
FP&C PROJECT NO. | 19-604N-16-01, PT. 01, F.19001156;  
F.19.002168;01-107-05B-13, F.01003750; & 19-604N-05-05,  
F.19002231 (SUPPLEMENT)

EDR PROJECT NO. | 16053

PROJECT ISSUE DATE | 26 APR 2019

BID DOCUMENTS

© Eskew+Dumez+Ripple 2019  
A Professional Corporation

The intent of the Contract Documents is to include all items necessary for proper execution and completion of the work by Contractor. The Contract Documents are complementary, and what is required by one shall be as binding as if required by all; performance by the Contractor shall be required only to the extent consistent with the Contract Documents and reasonably inferable from them as being necessary to produce the indicated results.

REVISIONS

TECHNOLOGY INFRASTRUCTURE SEVENTH FLOOR AREA E RCP  
1/8" = 1'-0"



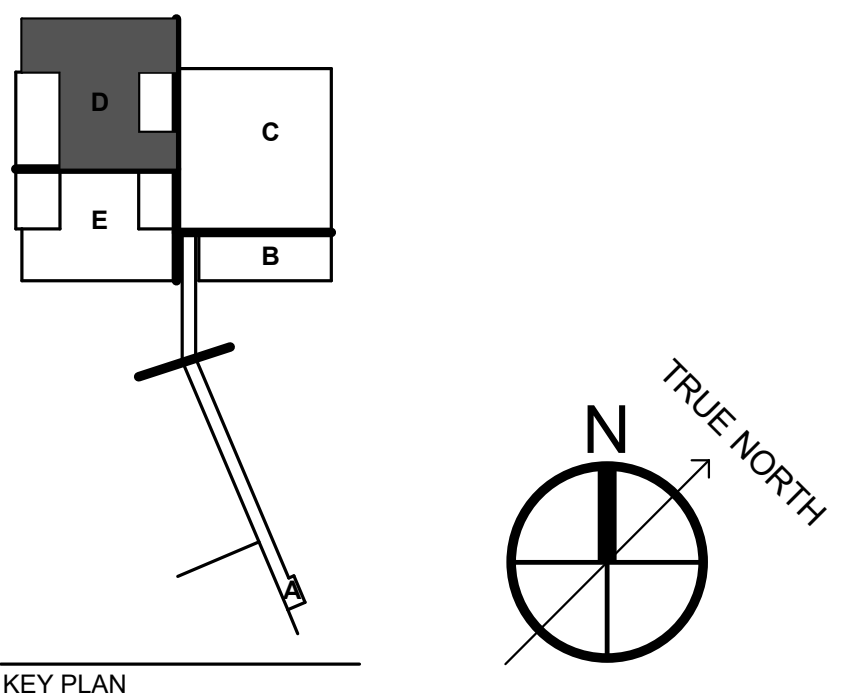
TECHNOLOGY INFRASTRUCTURE EIGHTH FLOOR AREA D RCP  
1/8" = 1'-0"

FOR AV CONTRACTOR REFERENCE ONLY

THE SEXTANT GROUP, INC.  
700 WATERFRONT DRIVE  
SUITE 200  
PITTSBURGH, PA 15222  
412.323.8580



AV • IT • SECURITY CONSULTANT



KEY PLAN

REPURPOSING INTERIM HOSPITAL  
LOUISIANA STATE UNIVERSITY  
MEDICAL CENTER

2021 PERDIDO ST, NEW ORLEANS, LOUISIANA 70112  
FP&C PROJECT NO. | 19-604N-16-01, PT. 01, F.19001156;  
F.19.002168;01-107-05B-13, F.01003750; & 19-604N-05-05,  
F.19002231 (SUPPLEMENT)

EDR PROJECT NO. | 16053

PROJECT ISSUE DATE | 26 APR 2019

BID DOCUMENTS

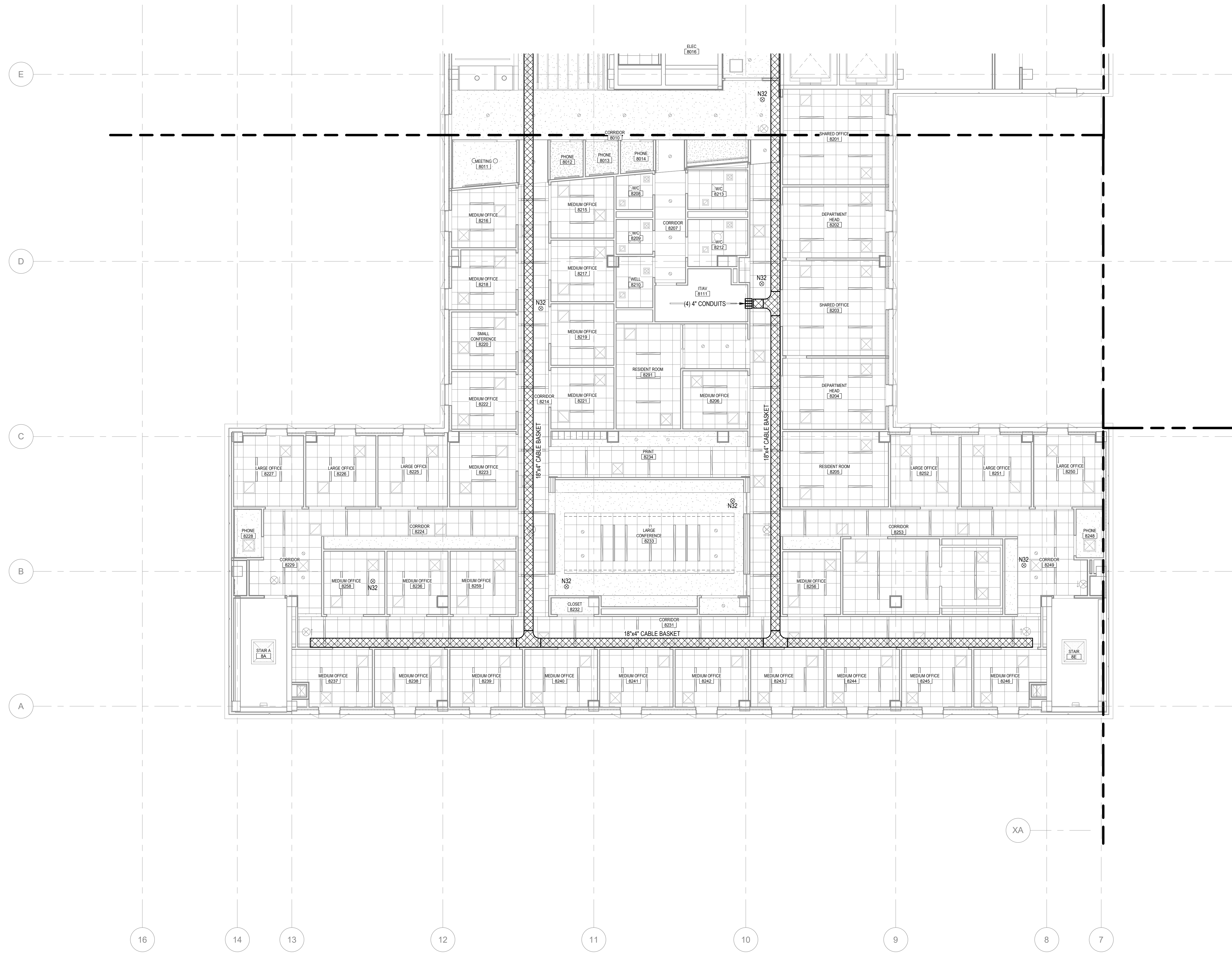
© Eskew+Dumez+Ripple 2019  
A Professional Corporation

The intent of the Contract Documents is to include all items necessary for proper execution and completion of the work by Contractor. The Contract Documents are complementary, and what is required by one shall be as binding as if required by all; performance by the Contractor shall be required only to the extent consistent with the Contract Documents and reasonably inferable from them as being necessary to produce the indicated results.

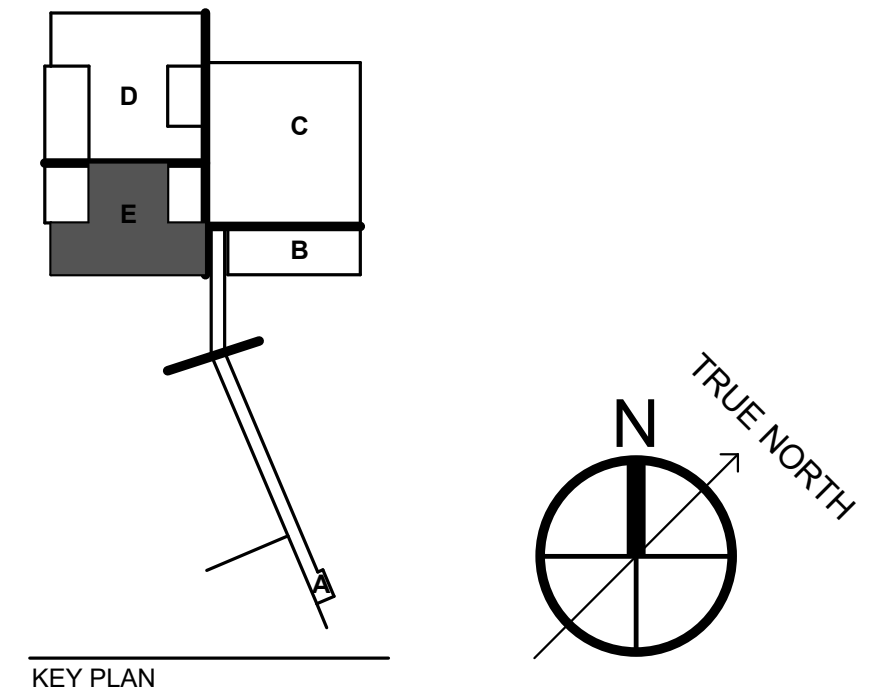
REVISIONS

TECHNOLOGY INFRASTRUCTURE  
EIGHTH FLOOR AREA D RCP





TECHNOLOGY INFRASTRUCTURE EIGHTH FLOOR AREA E RCP  
 1/8" = 1'-0"



**REPURPOSING INTERIM HOSPITAL  
 LOUISIANA STATE UNIVERSITY  
 MEDICAL CENTER**  
 2021 PERDIDO ST, NEW ORLEANS, LOUISIANA 70112  
 FP&C PROJECT NO. | 19-604N-16-01, PT. 01, F.19001156;  
 F.19.002168;01-107-05B-13, F.01003750; & 19-604N-05-05,  
 F.19002231 (SUPPLEMENT)  
 EDR PROJECT NO. | 16053

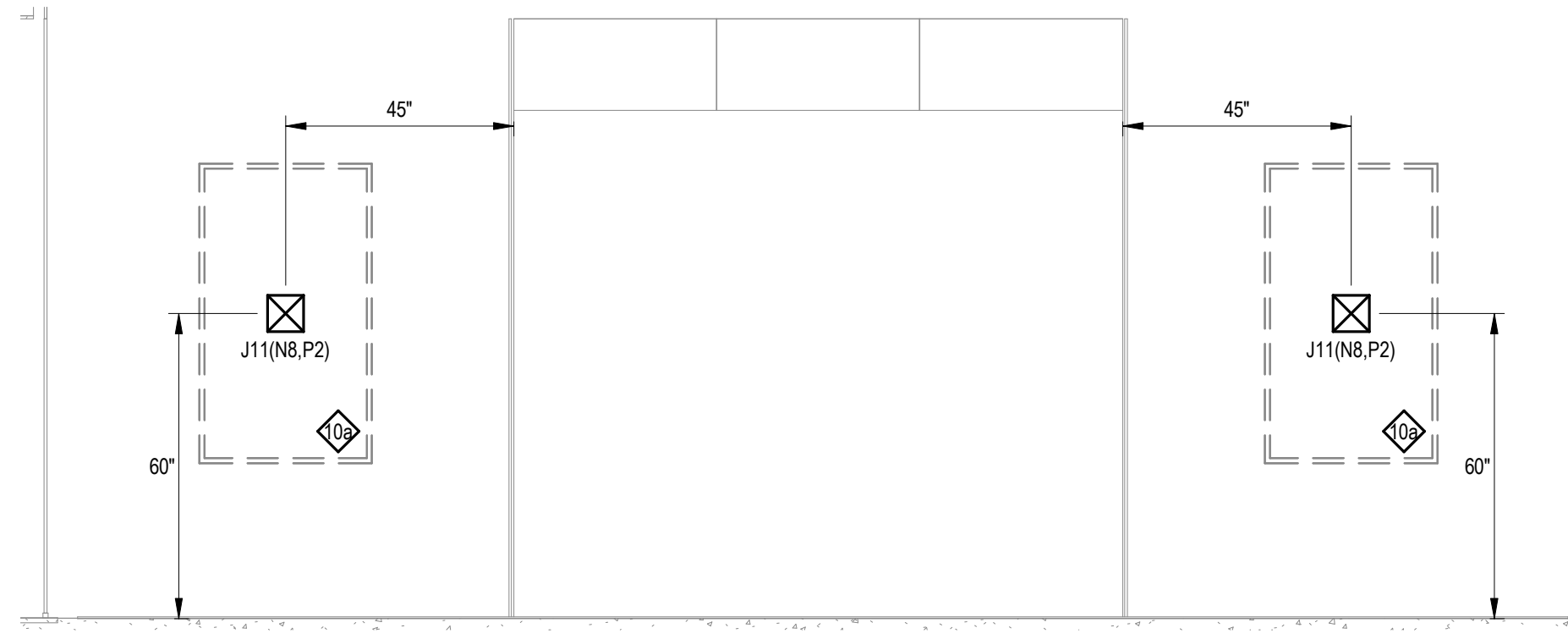
PROJECT ISSUE DATE | 26 APR 2019

BID DOCUMENTS

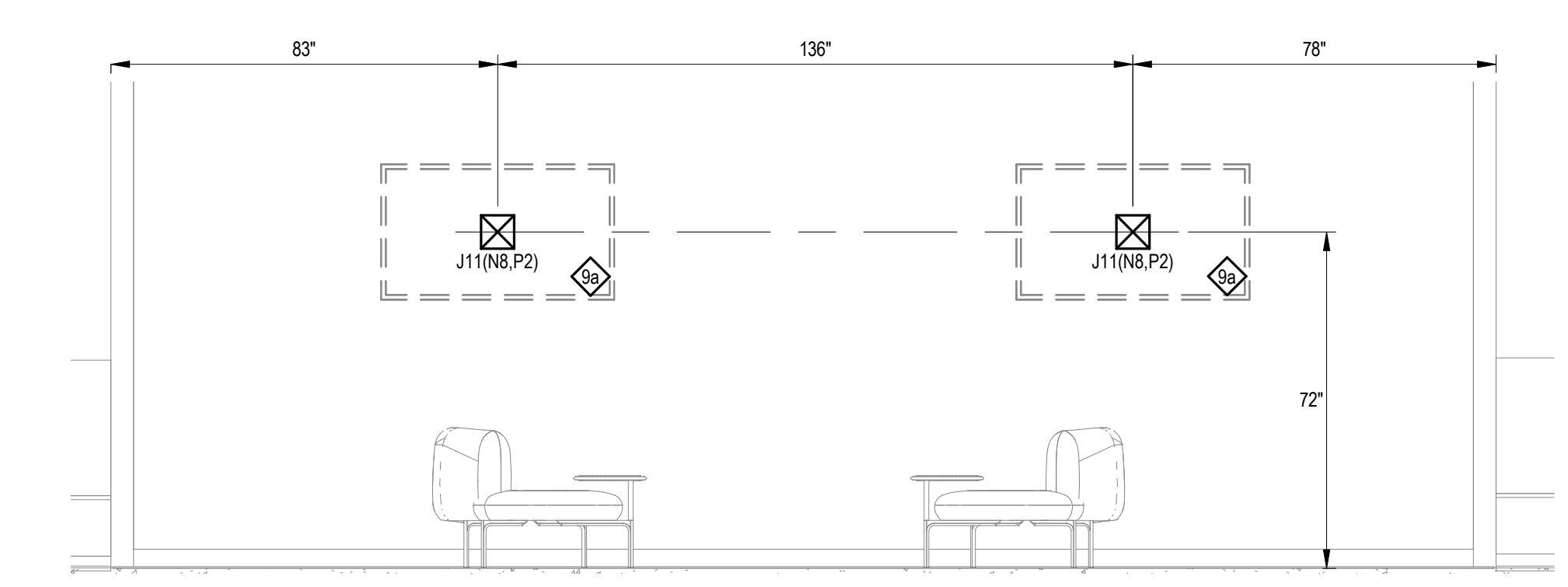
© Eskew+Dumez+Ripple 2019  
 A Professional Corporation

The intent of the Contract Documents is to include all items necessary for proper execution and completion of the work by Contractor. The Contract Documents are complementary, and what is required by one shall be as binding as if required by all; performance by the Contractor shall be required only to the extent consistent with the Contract Documents and reasonably inferable from them as being necessary to produce the indicated results.

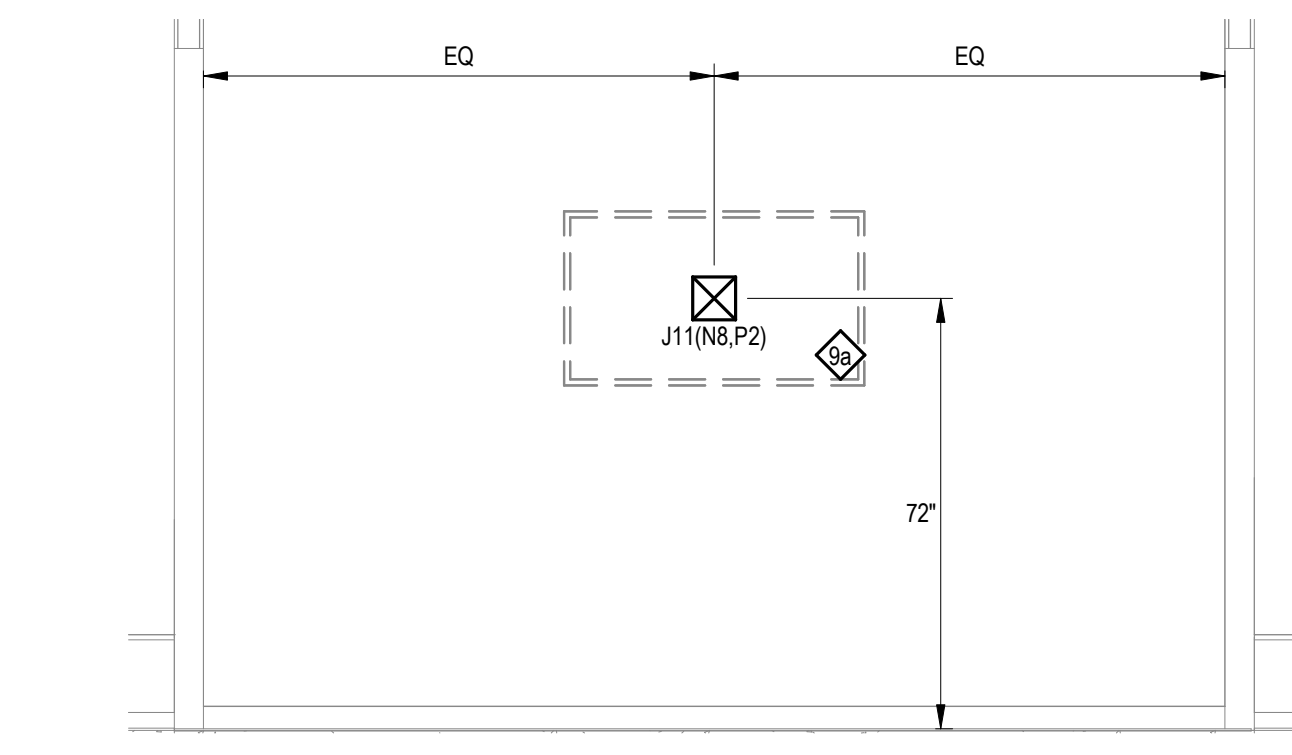
REVISIONS



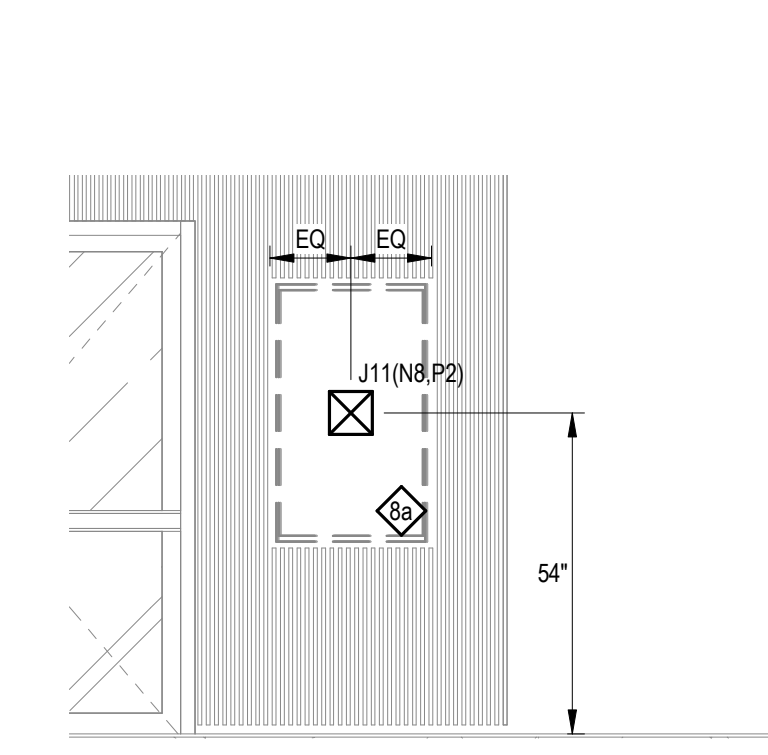
1  
T5.01  
1019 - MAIN CONCOURSE - WEST  
3/8" = 1'-0"



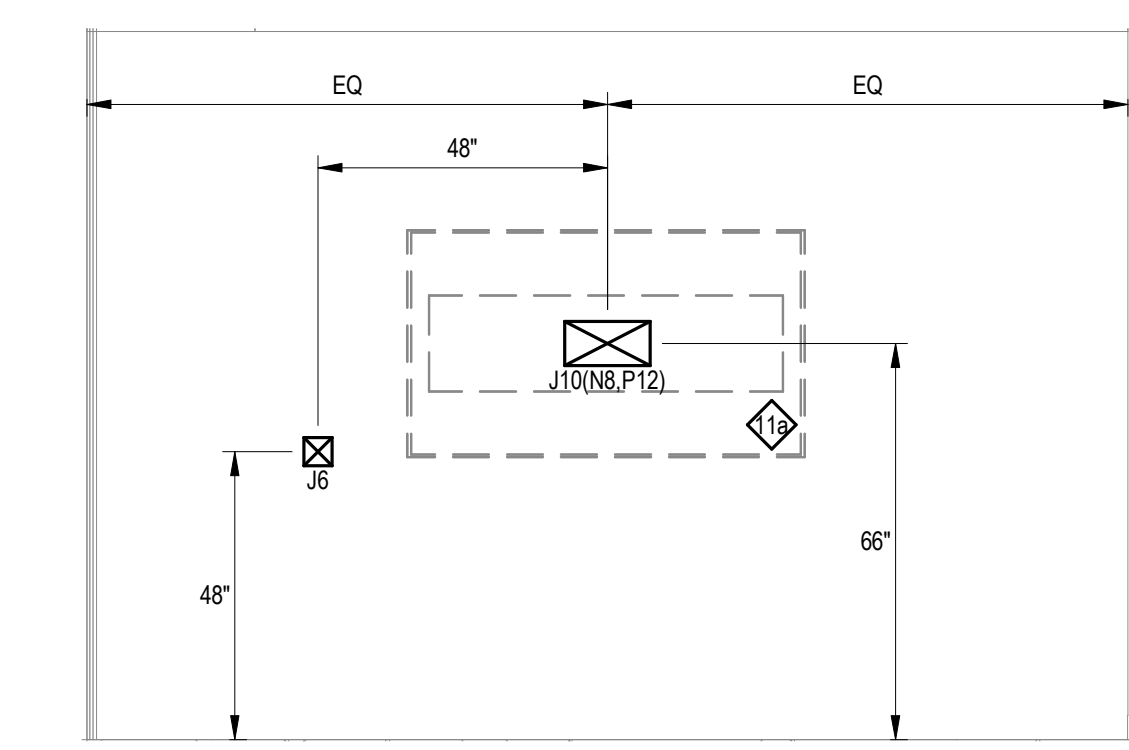
2  
T5.01  
1019 - MAIN CONCOURSE DISPLAY - SOUTH CENTER LOCATION  
3/8" = 1'-0"



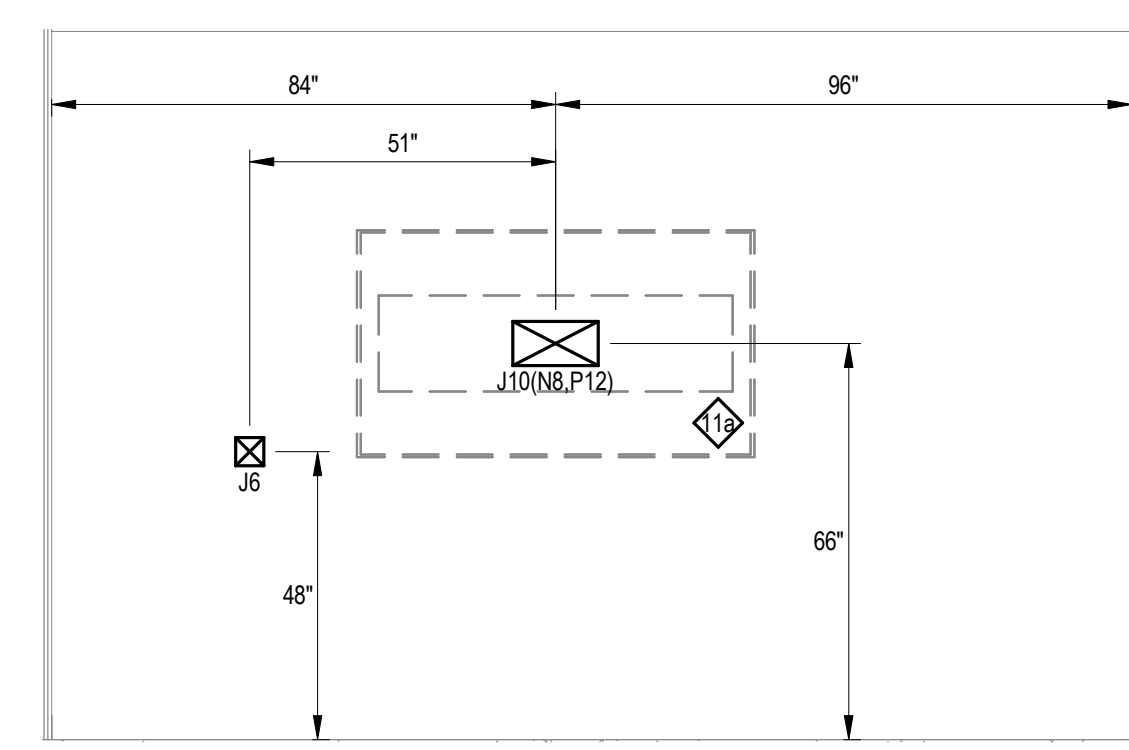
3  
T5.01  
1019 - MAIN CONCOURSE TYPICAL DISPLAY - SOUTH  
3/8" = 1'-0"



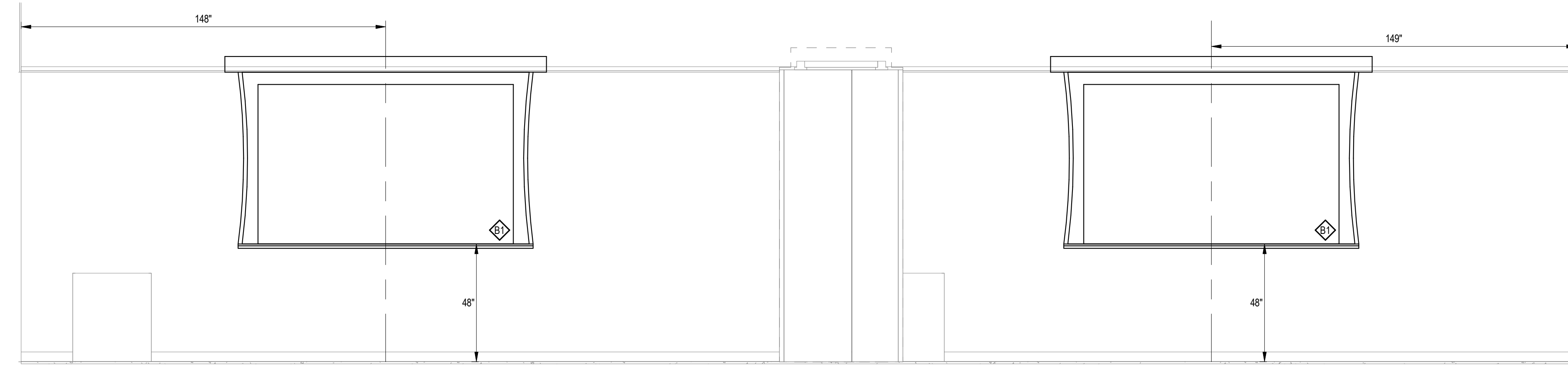
4  
T5.01  
TYPICAL ELEVATOR LOBBY DISPLAY WEST 4-8  
NTS



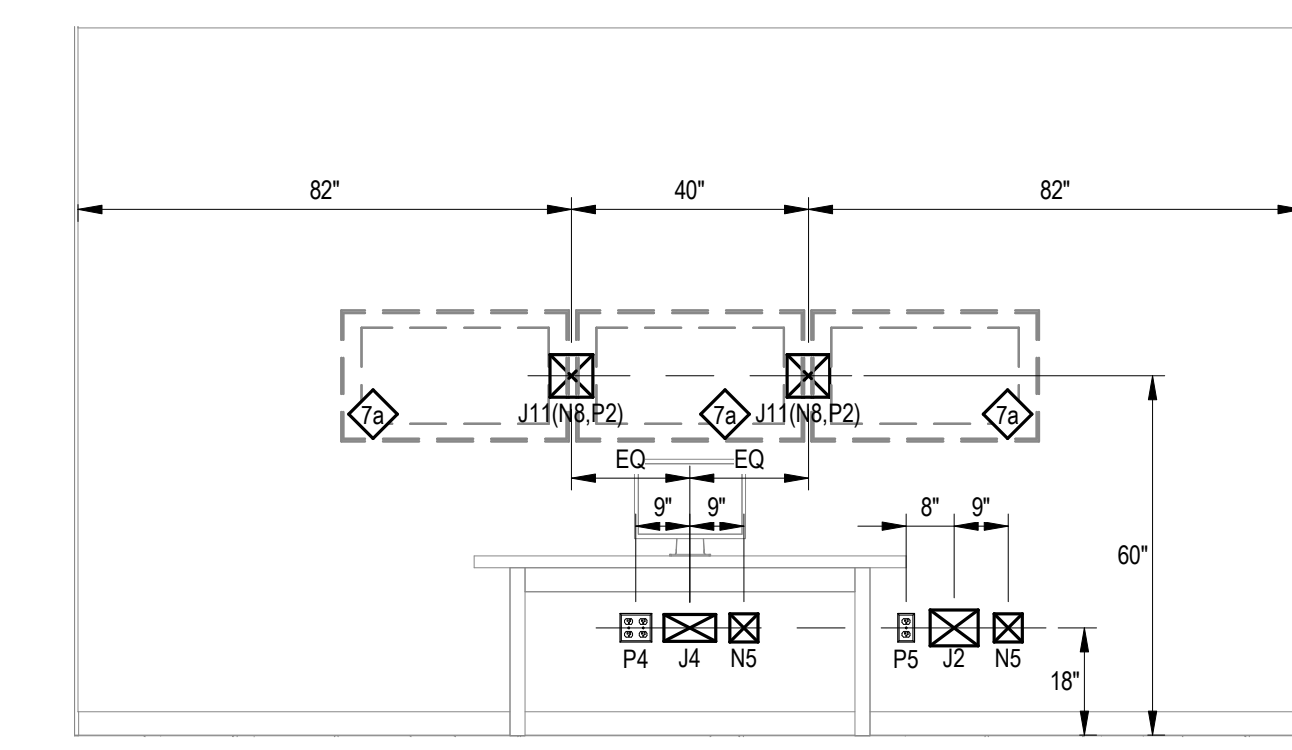
5  
T5.01  
1043 - DEBRIEF - EAST  
3/8" = 1'-0"



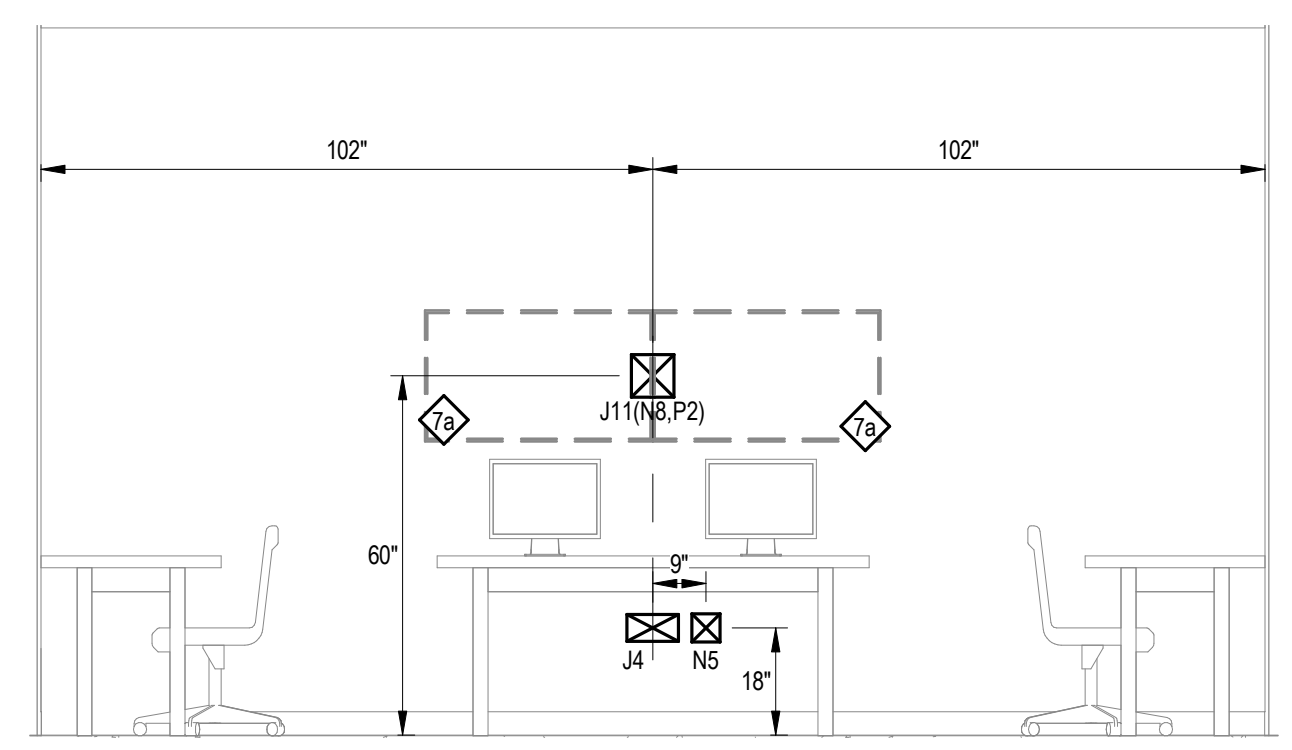
6  
T5.01  
1045 - DEBRIEF - EAST  
3/8" = 1'-0"



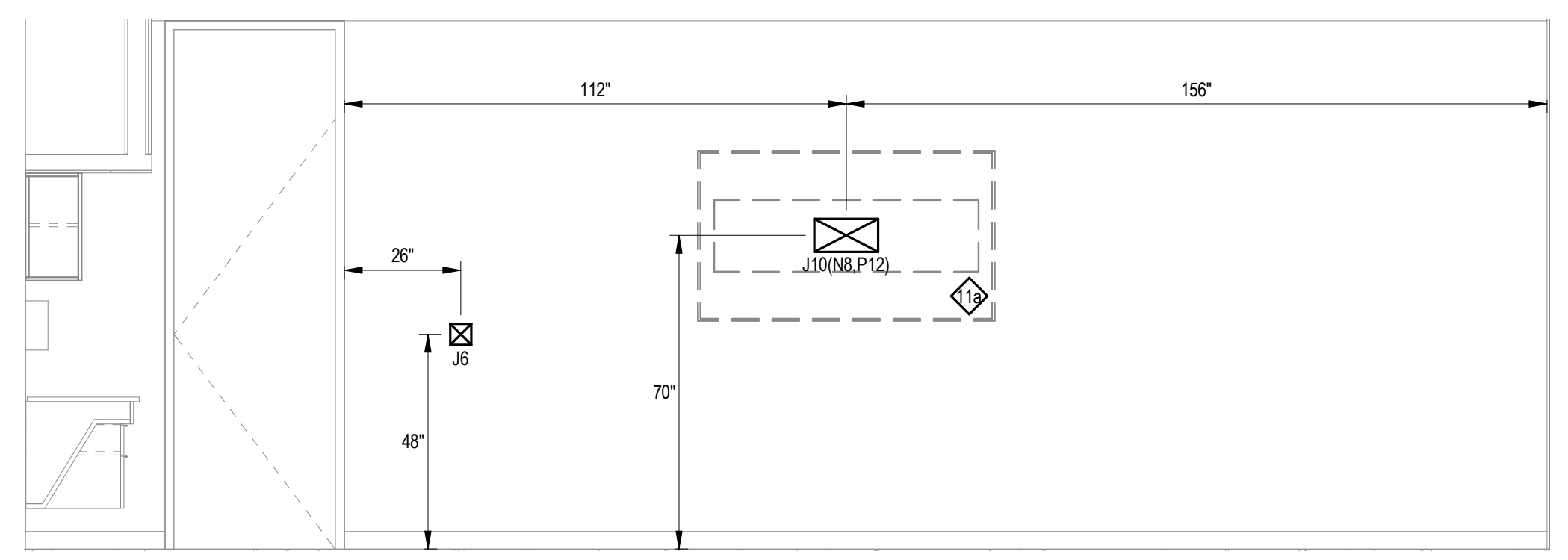
7  
T5.01  
1024 & 1026 - CONFERENCE & FLEX - NORTH  
3/8" = 1'-0"



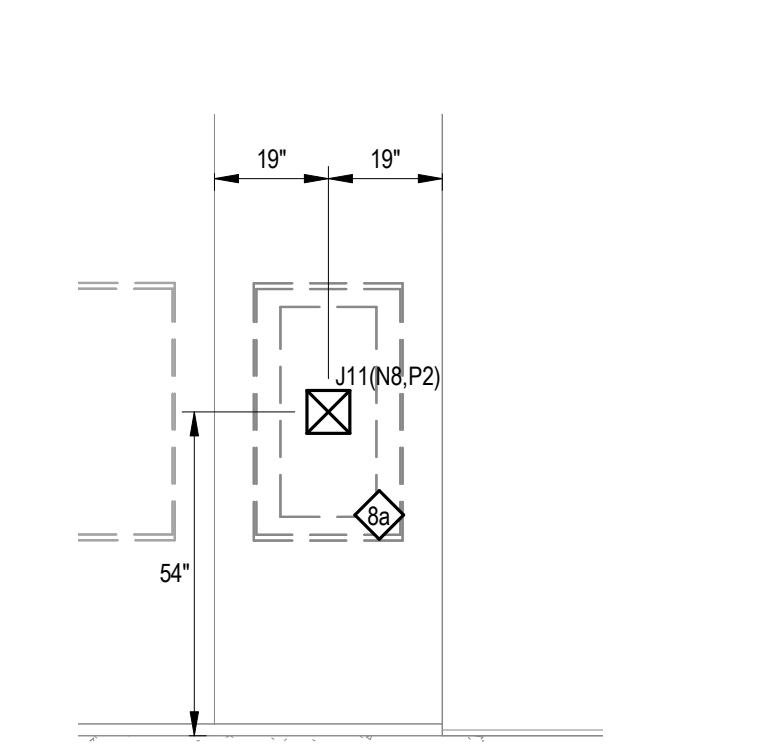
8  
T5.01  
1123 - CONTROL MONITORING - EAST  
3/8" = 1'-0"



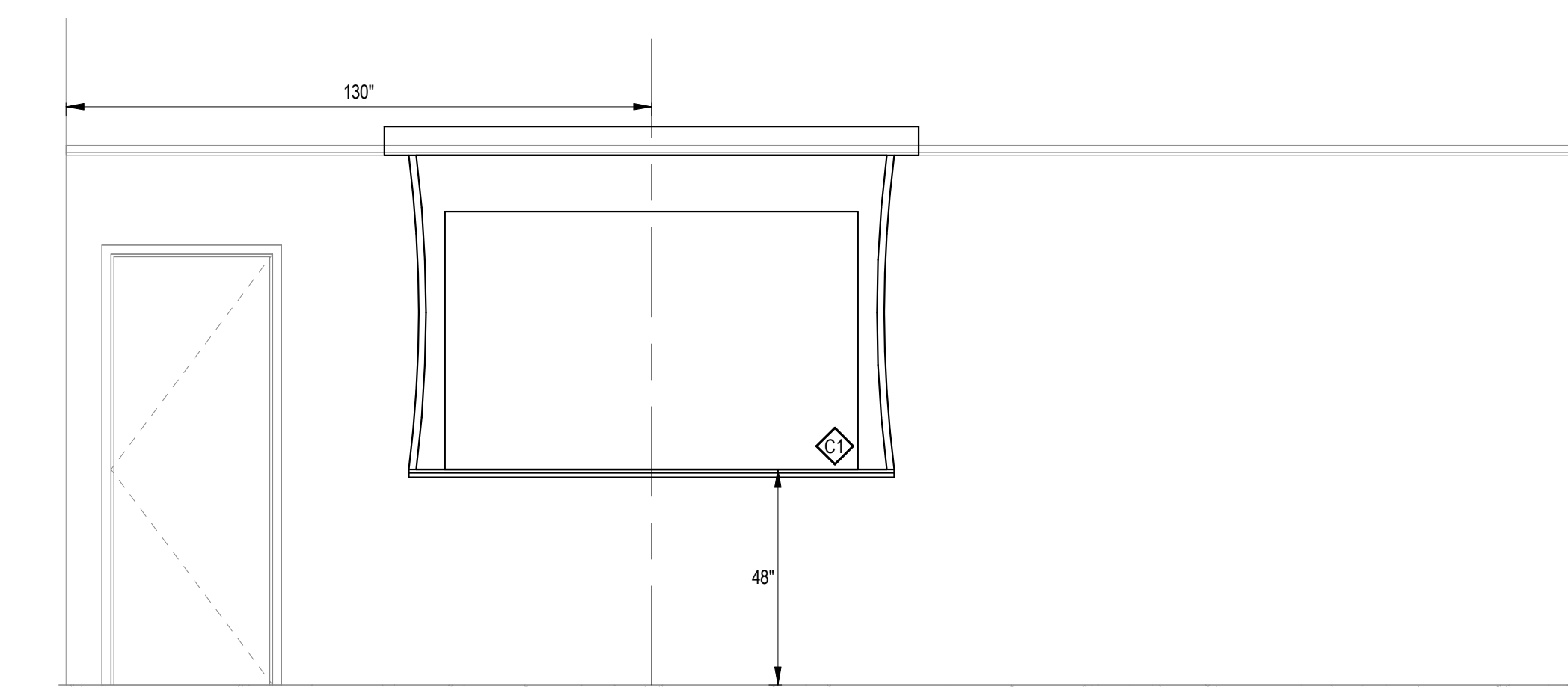
9  
T5.01  
1123 - CONTROL MONITORING - WEST  
3/8" = 1'-0"



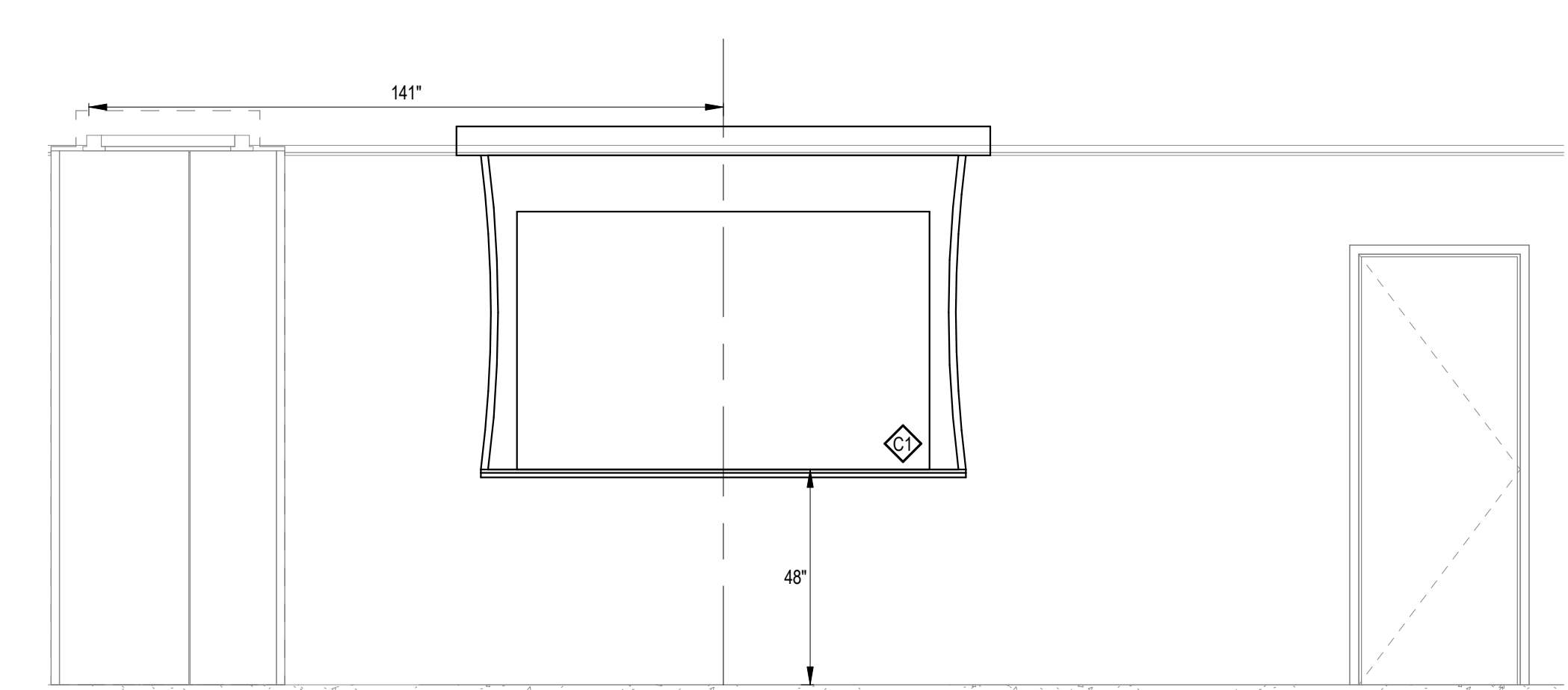
10  
T5.01  
1125 - SP LOUNGE - EAST  
3/8" = 1'-0"



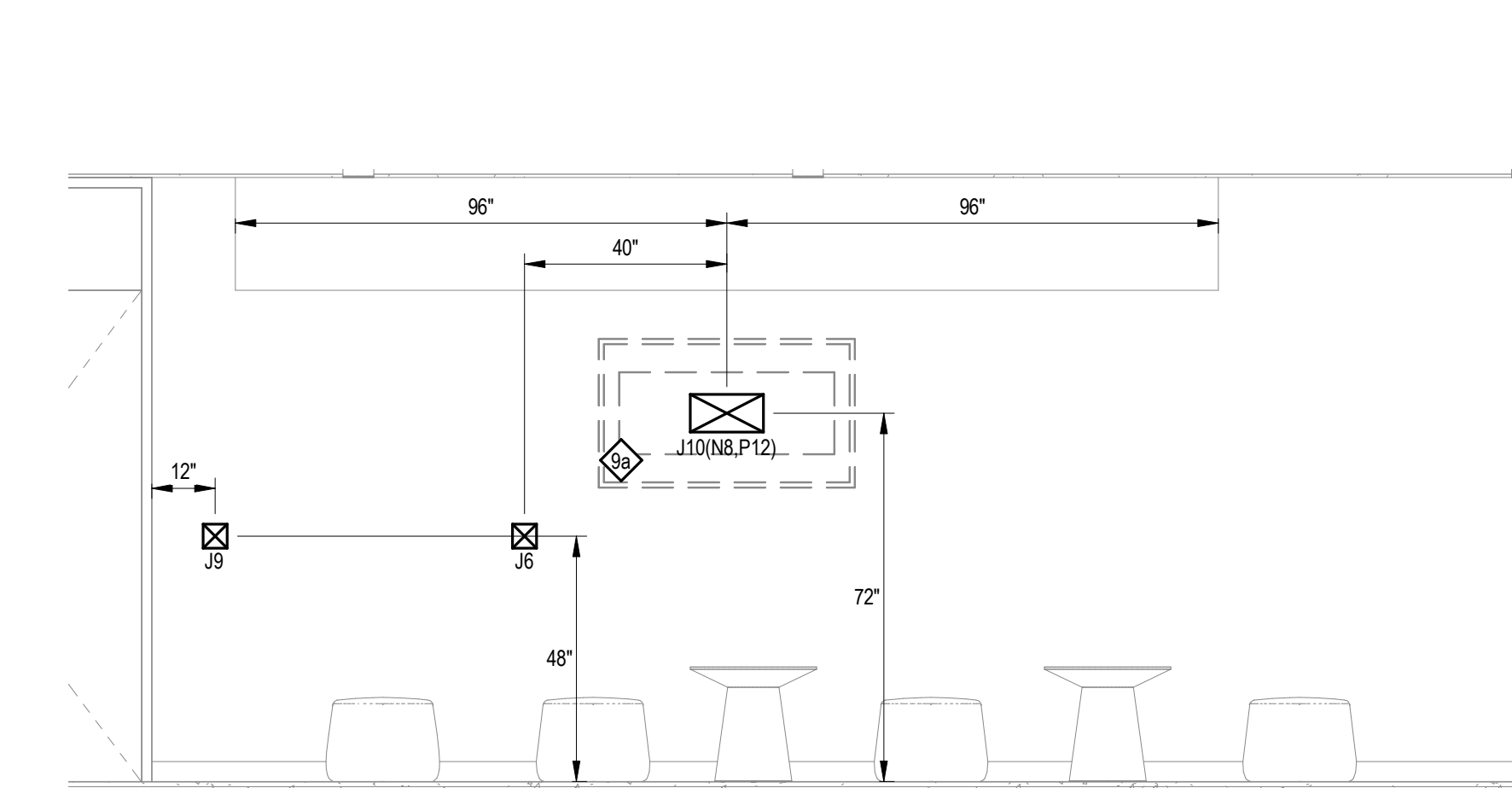
11  
T5.01  
TYPICAL ELEVATOR LOBBY DISPLAY WEST 1-3  
3/8" = 1'-0"



12  
T5.01  
1044 - CLASSROOM - WEST  
3/8" = 1'-0"



13  
T5.01  
1046 - CLASSROOM - WEST  
3/8" = 1'-0"



14  
T5.01  
1130 - RECEPTION - EAST  
3/8" = 1'-0"

REPURPOSING INTERIM HOSPITAL  
LOUISIANA STATE UNIVERSITY  
MEDICAL CENTER

2021 PERDIDO ST, NEW ORLEANS, LOUISIANA 70112  
FP&C PROJECT NO. | 19-604N-16-01, PT. 01, F.19001156;  
F.19.002168;01-107-05B-13, F.01003750; & 19-604N-05-05,  
F.19002231 (SUPPLEMENT)  
EDR PROJECT NO. | 16053

PROJECT ISSUE DATE | 26 APR 2019

BID DOCUMENTS

© Eskew+Dumez+Ripple 2019  
A Professional Corporation

The intent of the Contract Documents is to include all items necessary for proper execution and completion of the work by Contractor. The Contract Documents are complementary, and what is required by one shall be as binding as if required by all; performance by the Contractor shall be required only to the extent consistent with the Contract Documents and reasonably inferable from them as being necessary to produce the indicated results.

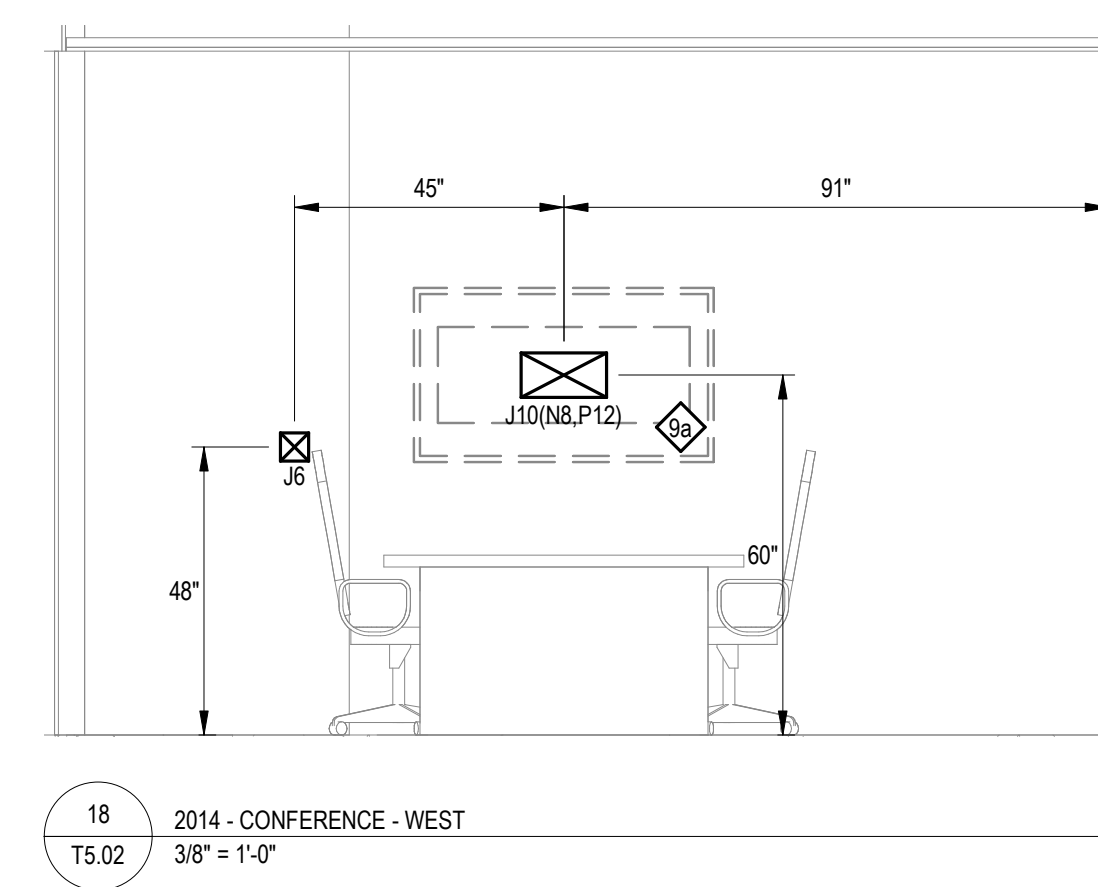
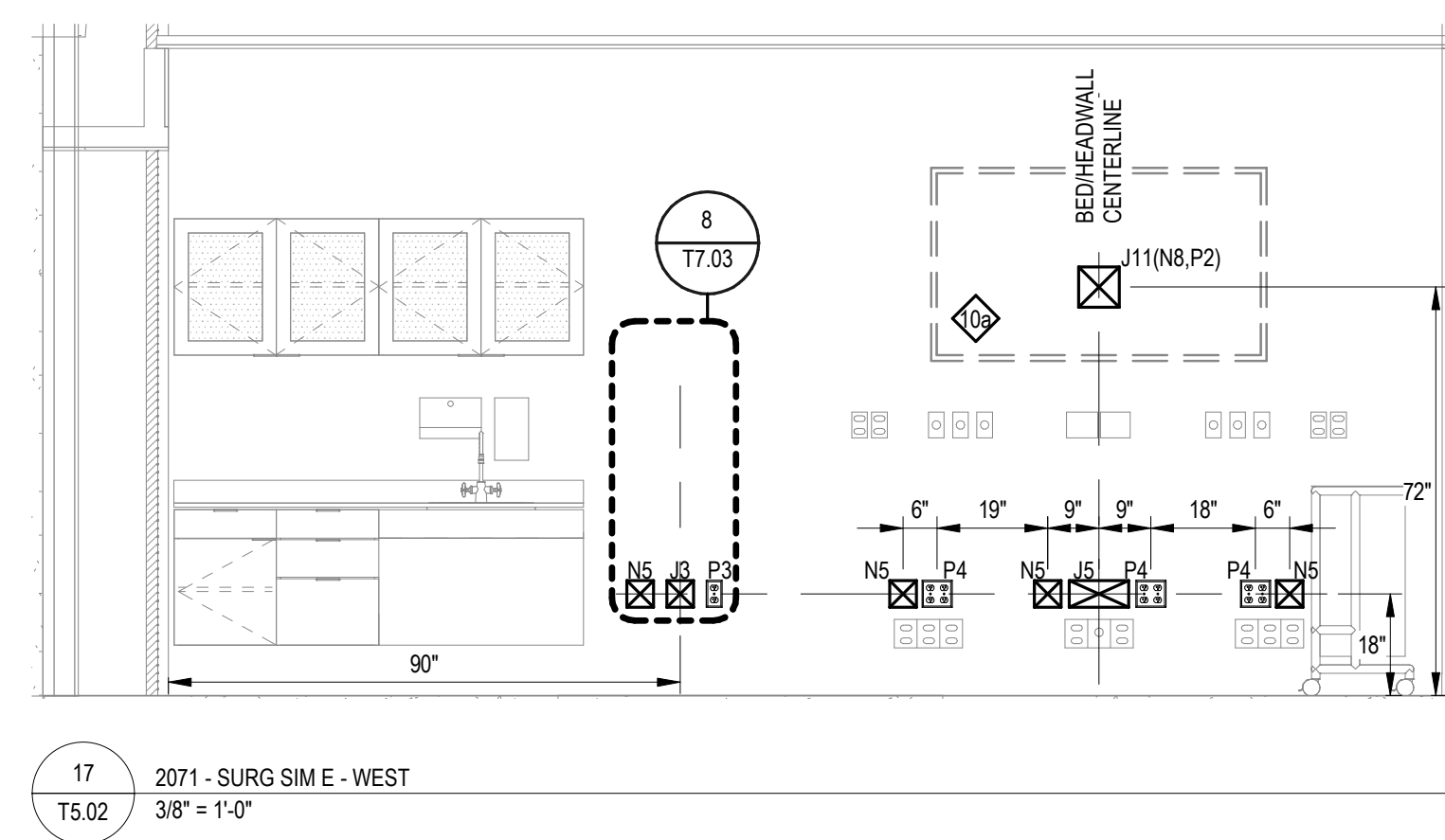
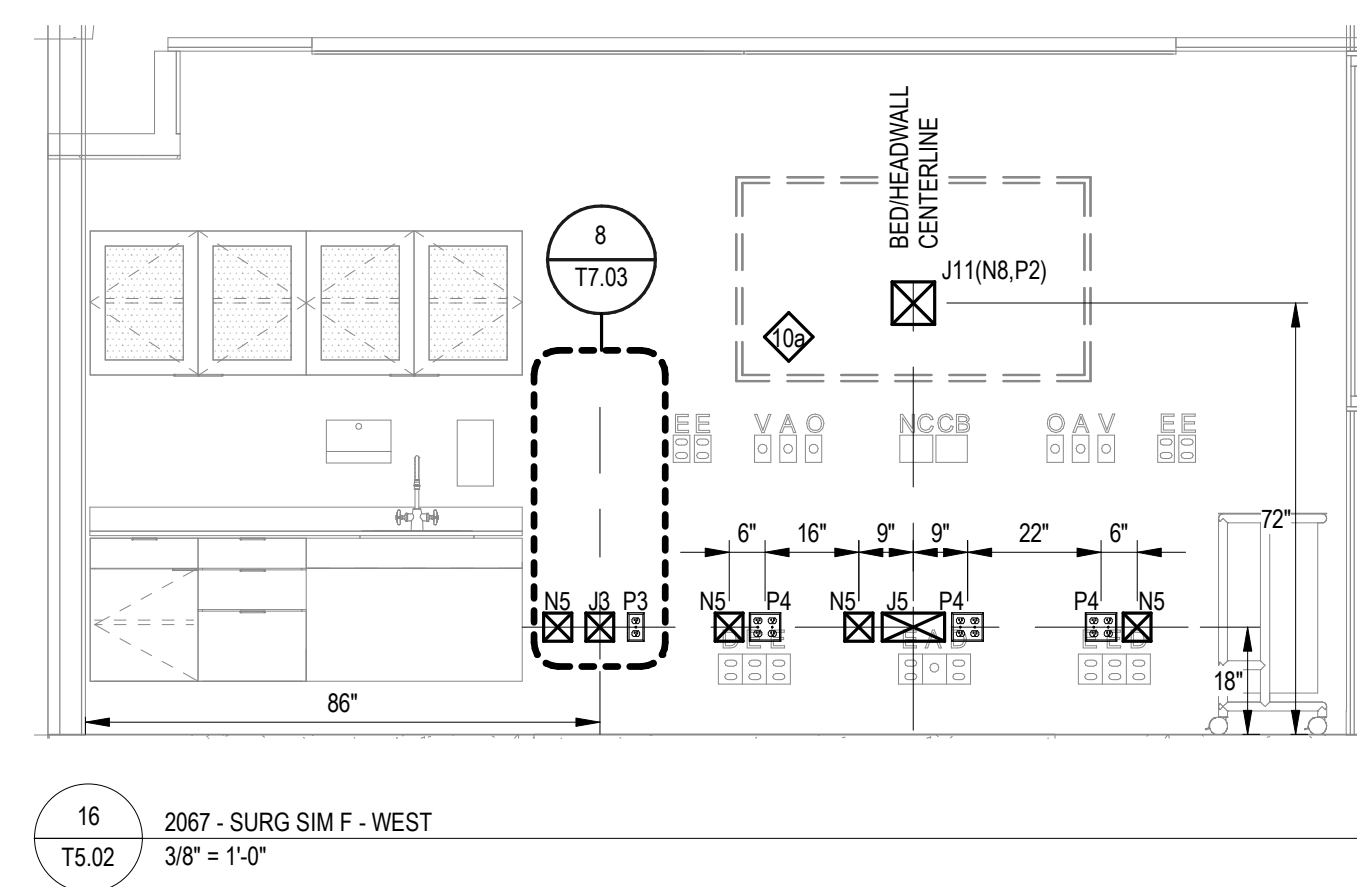
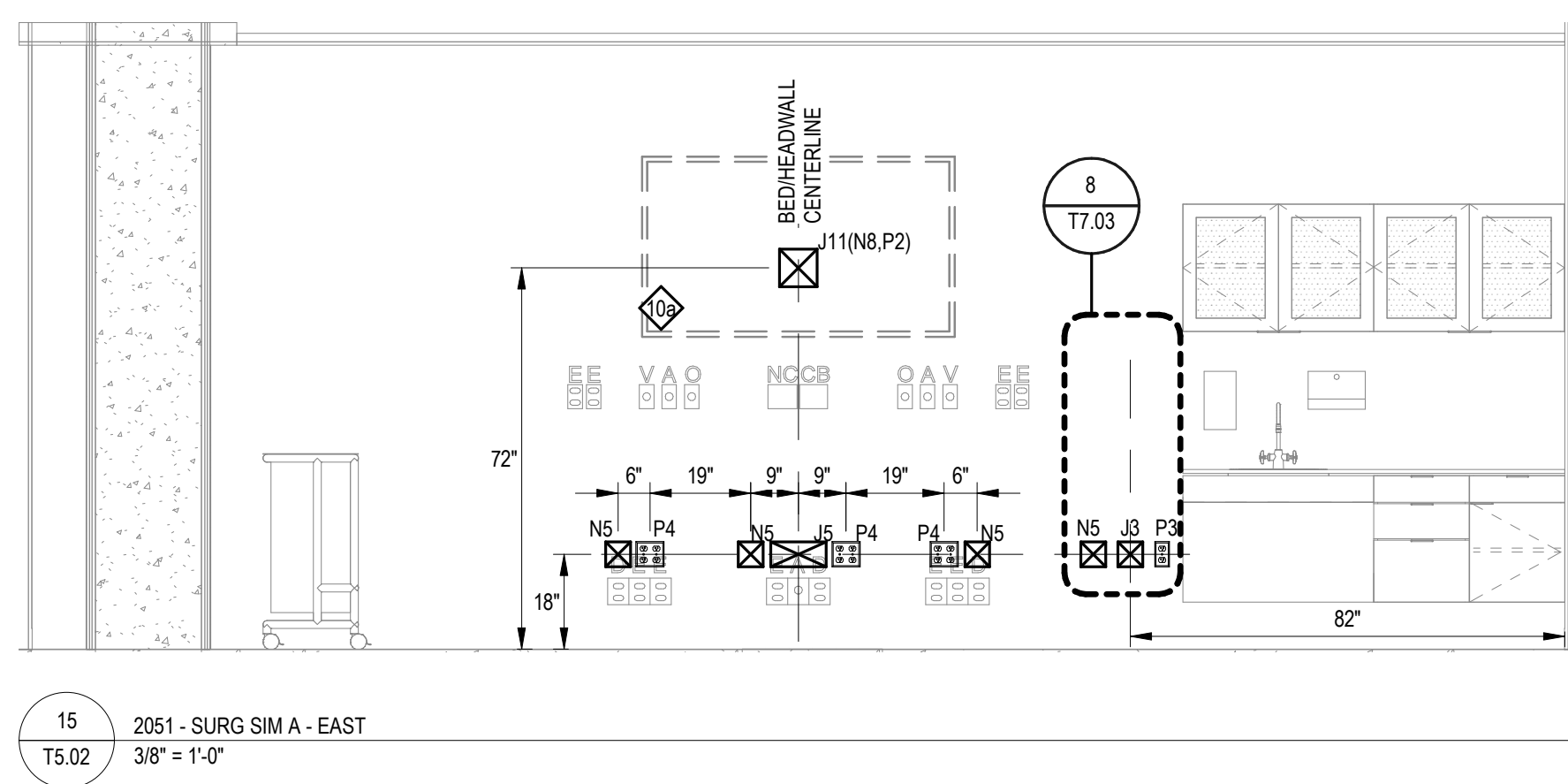
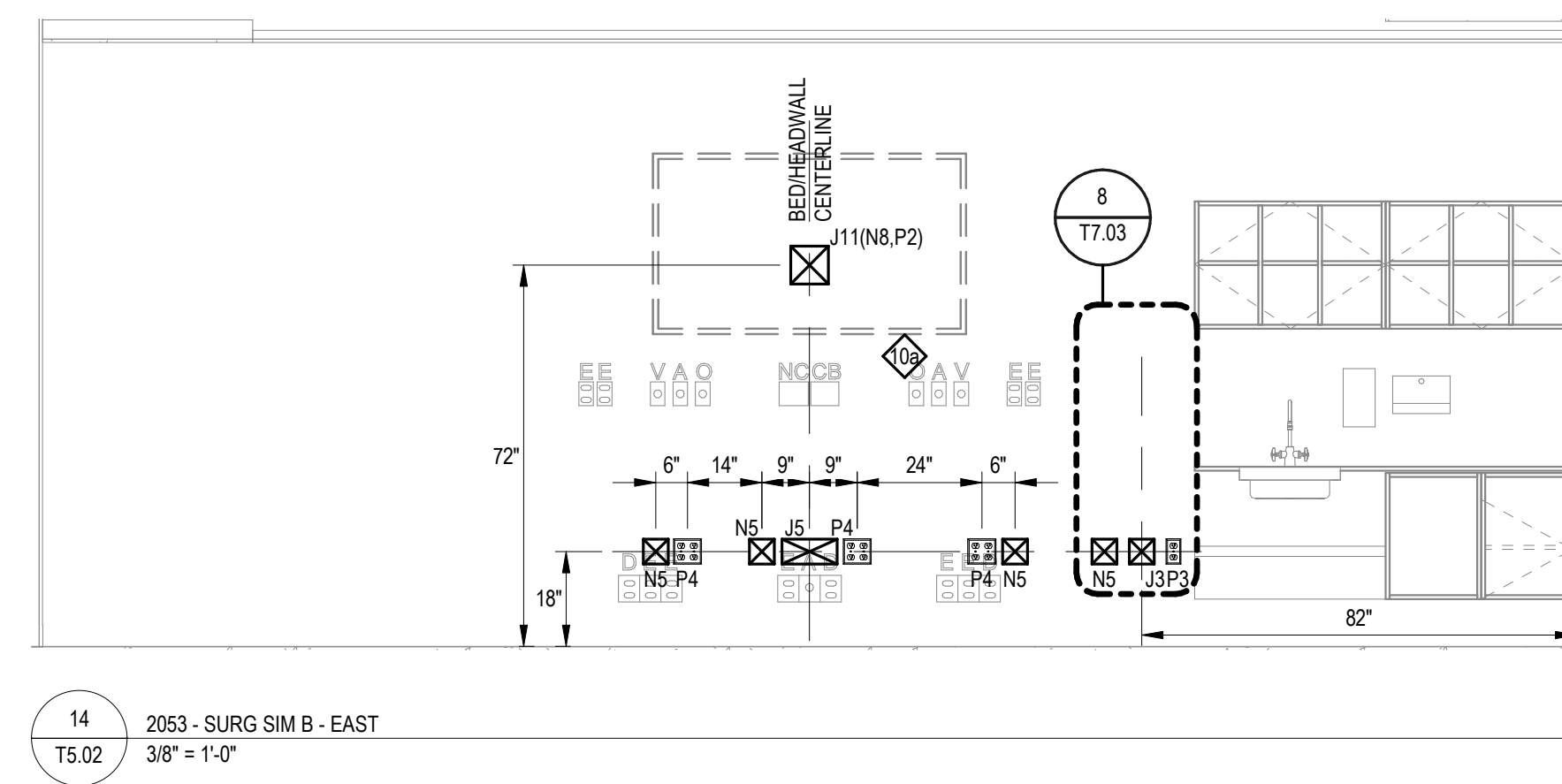
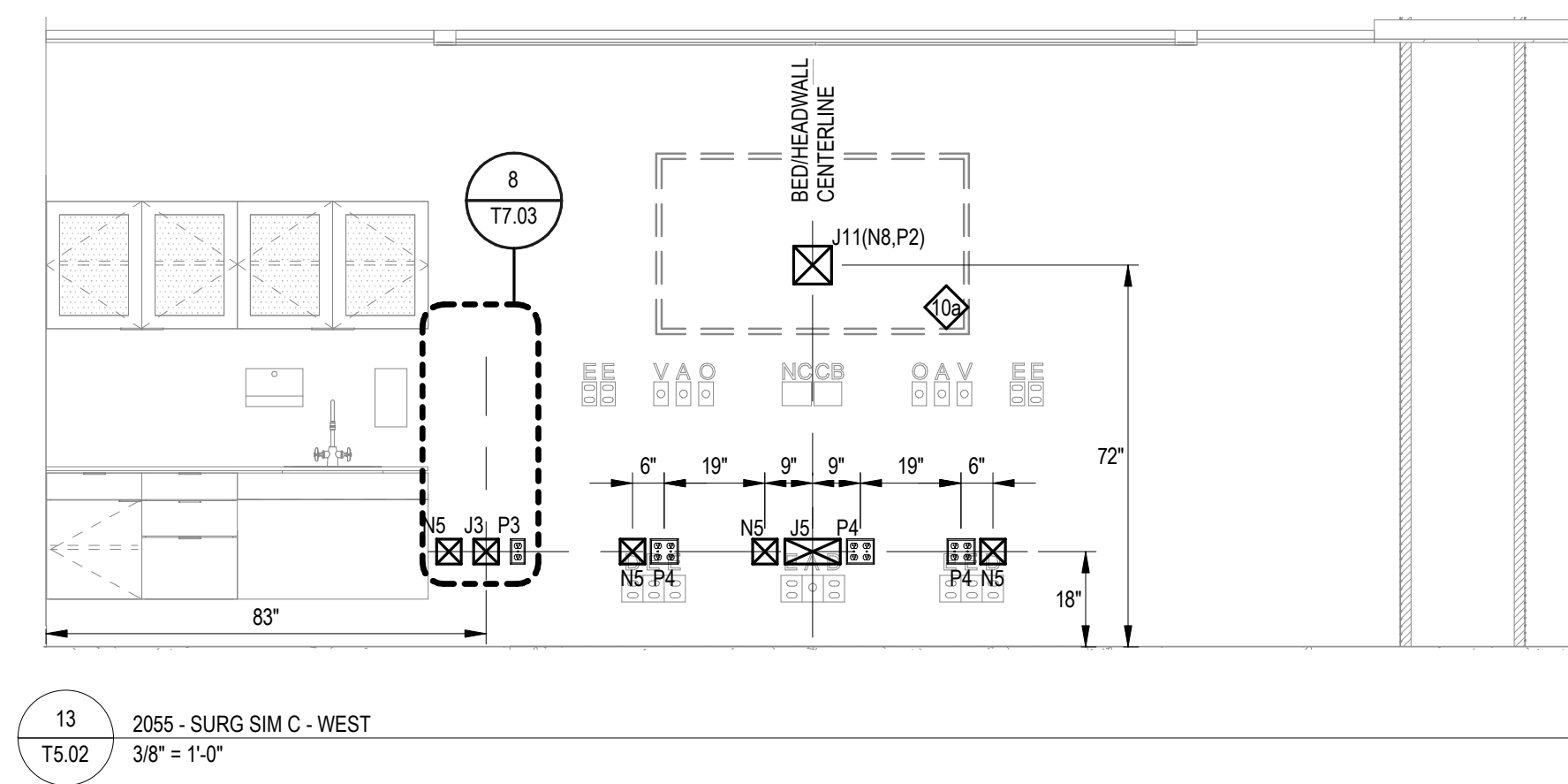
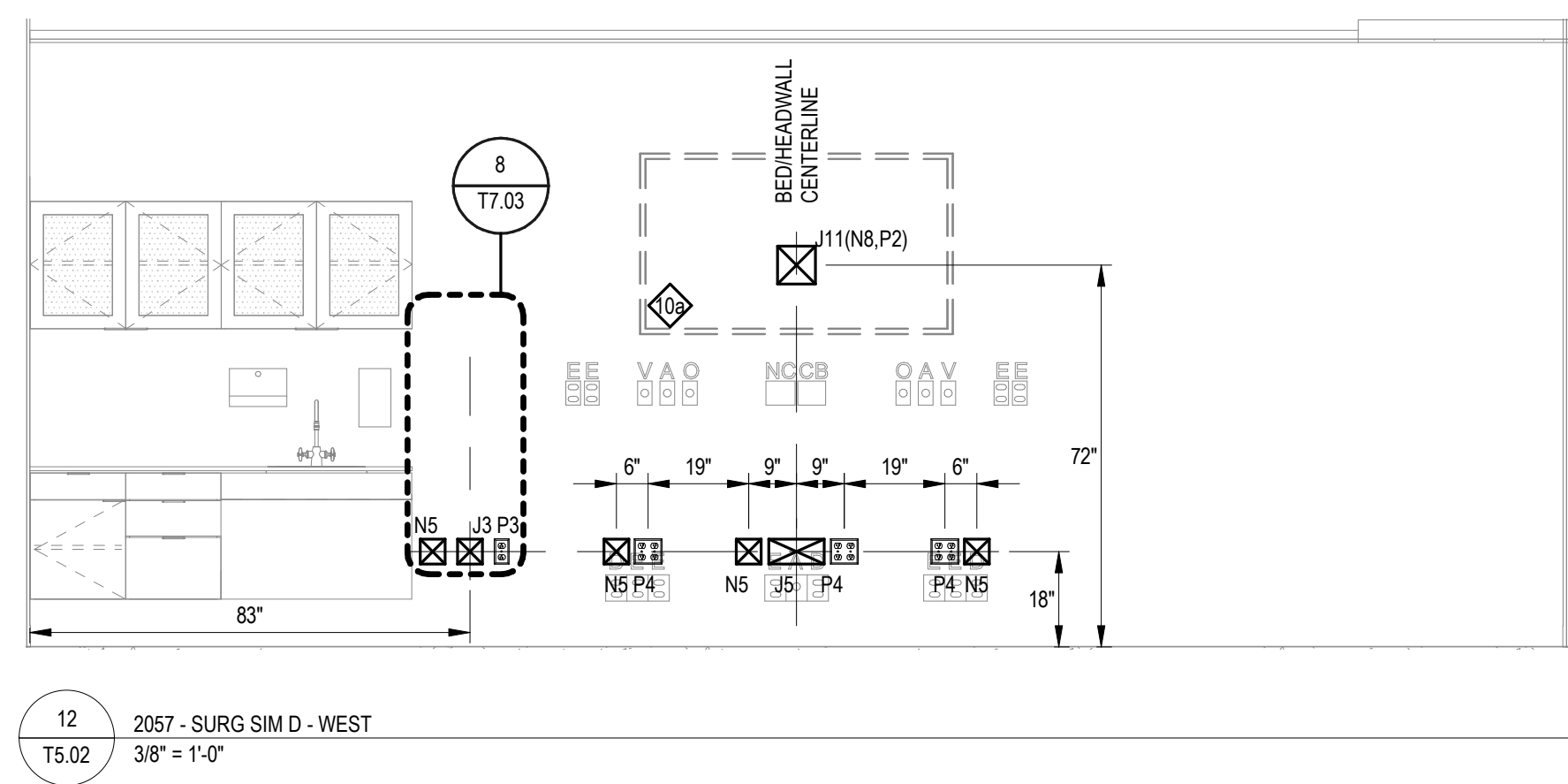
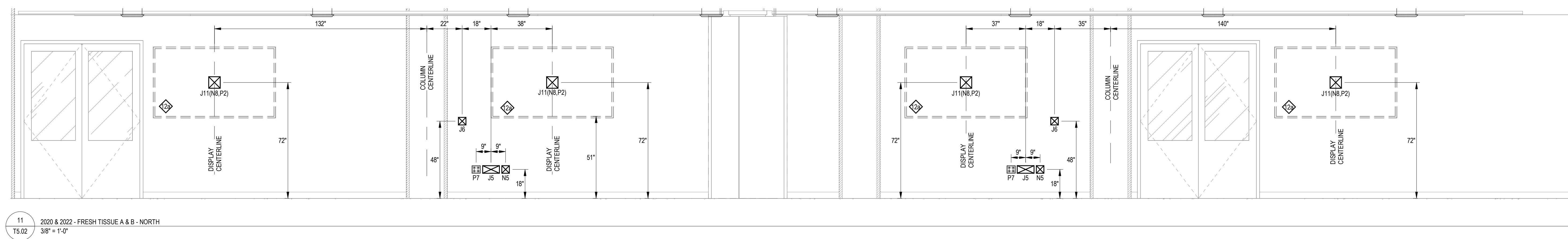
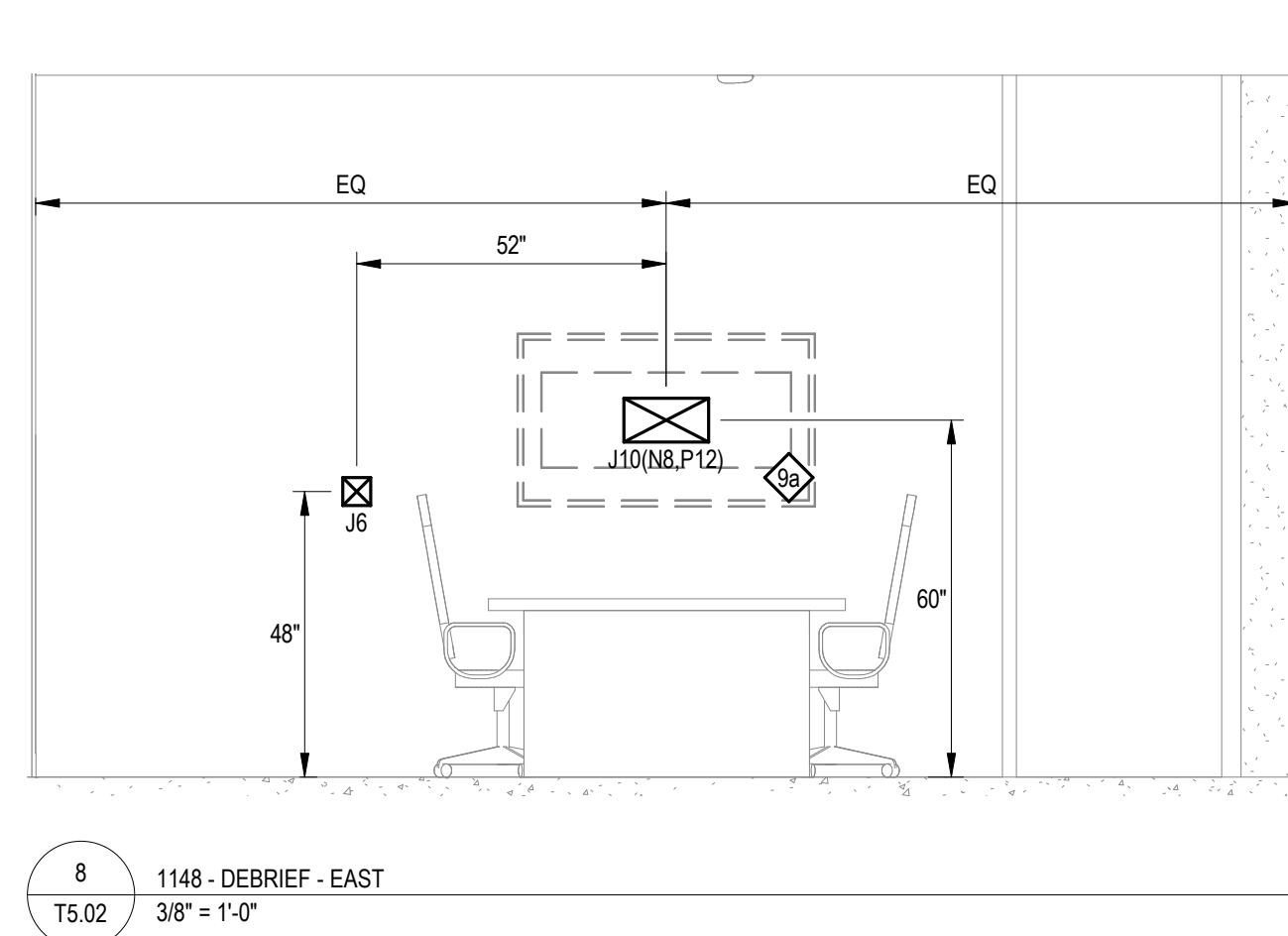
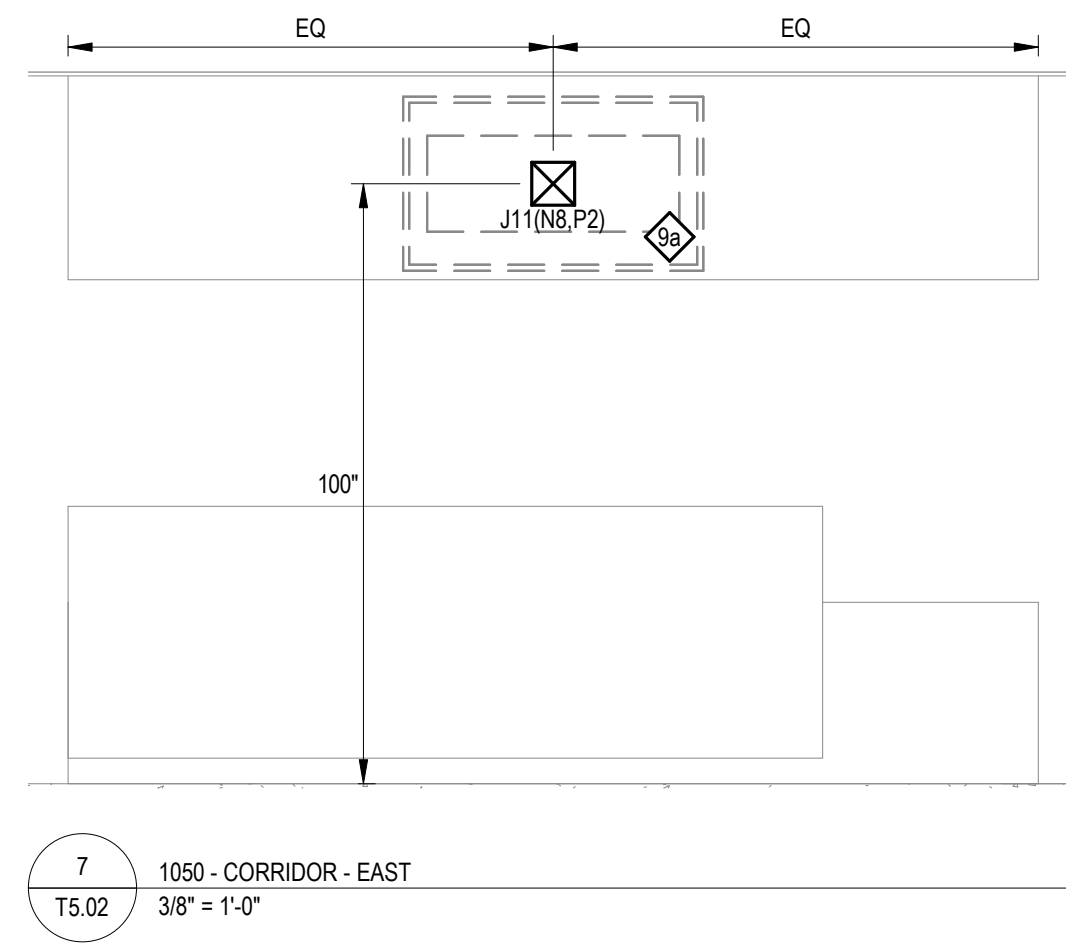
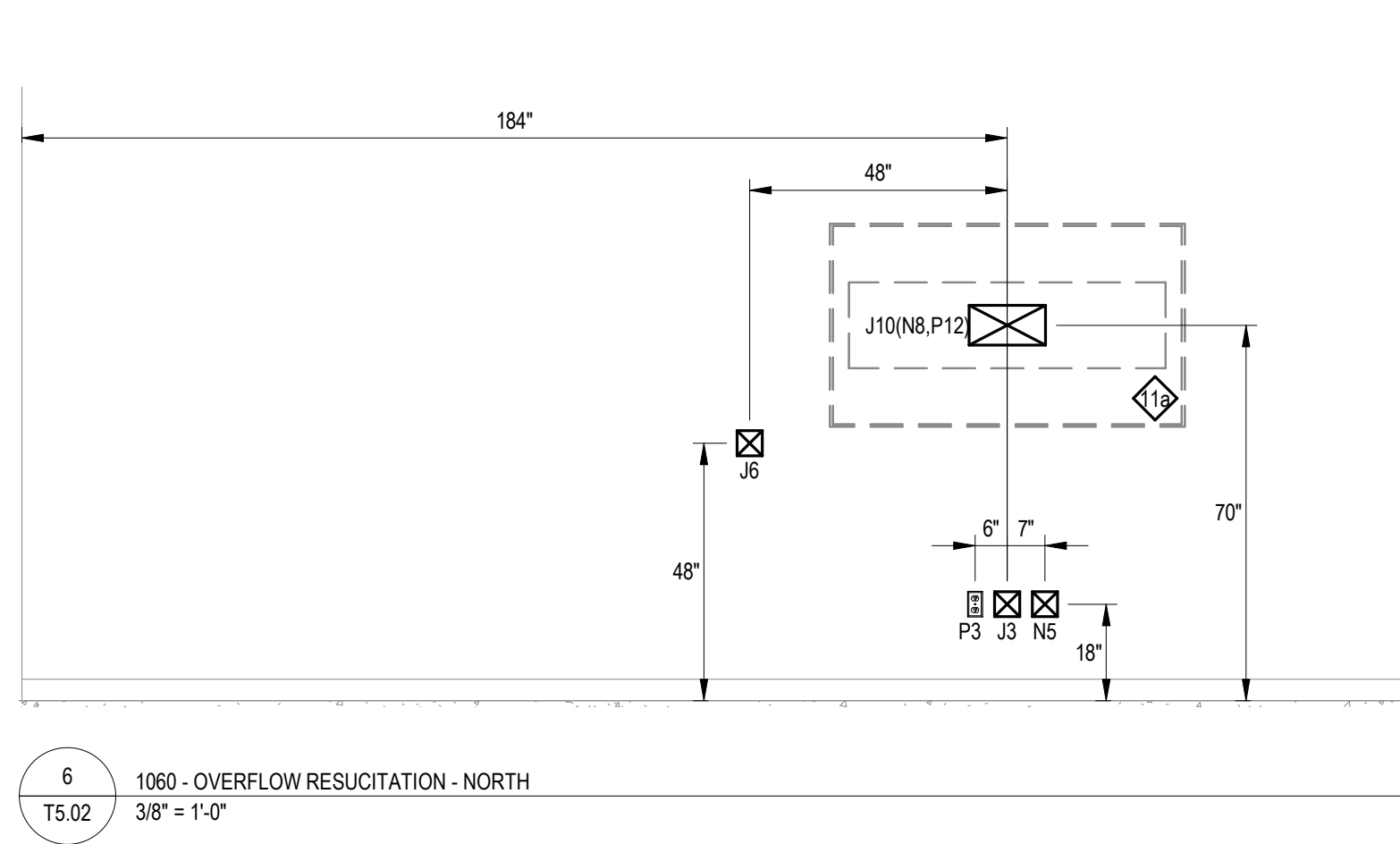
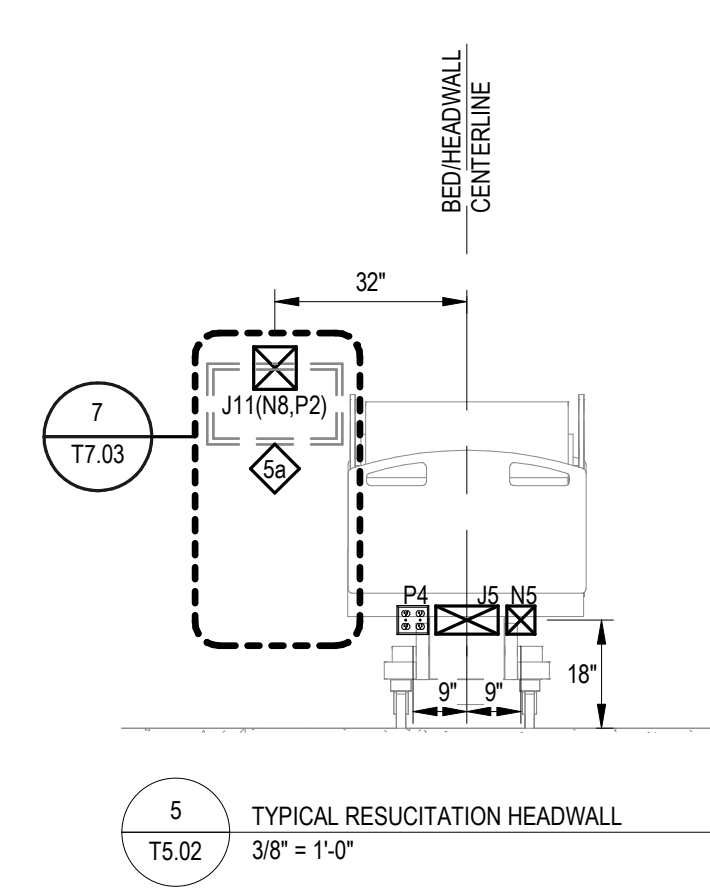
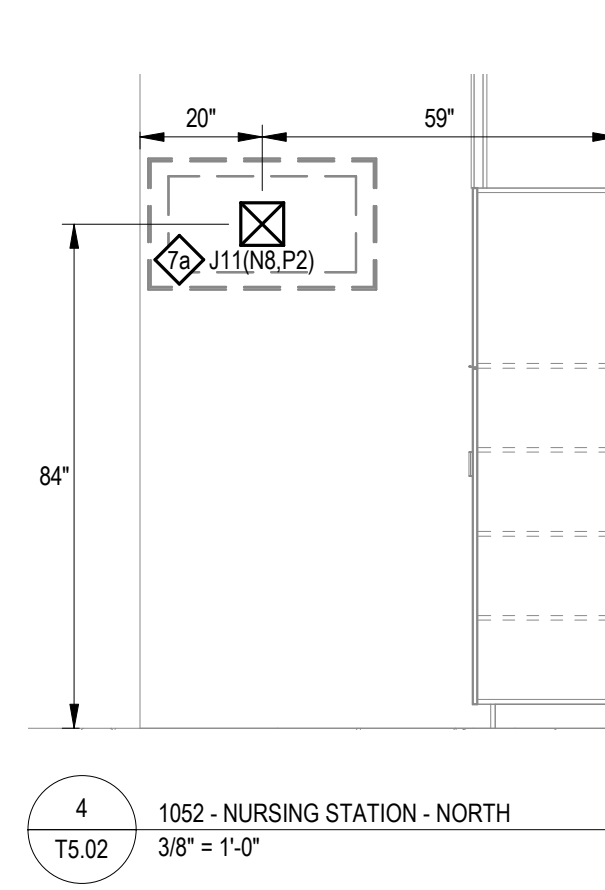
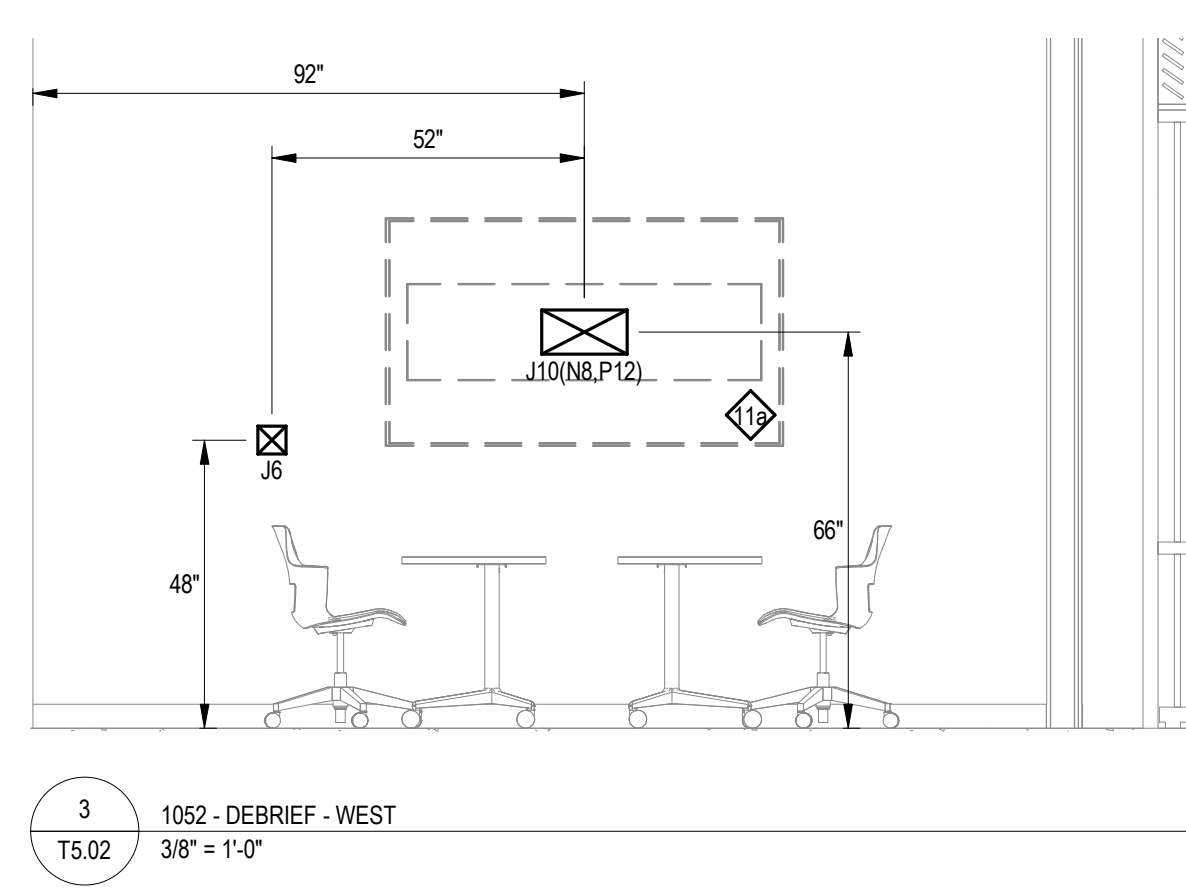
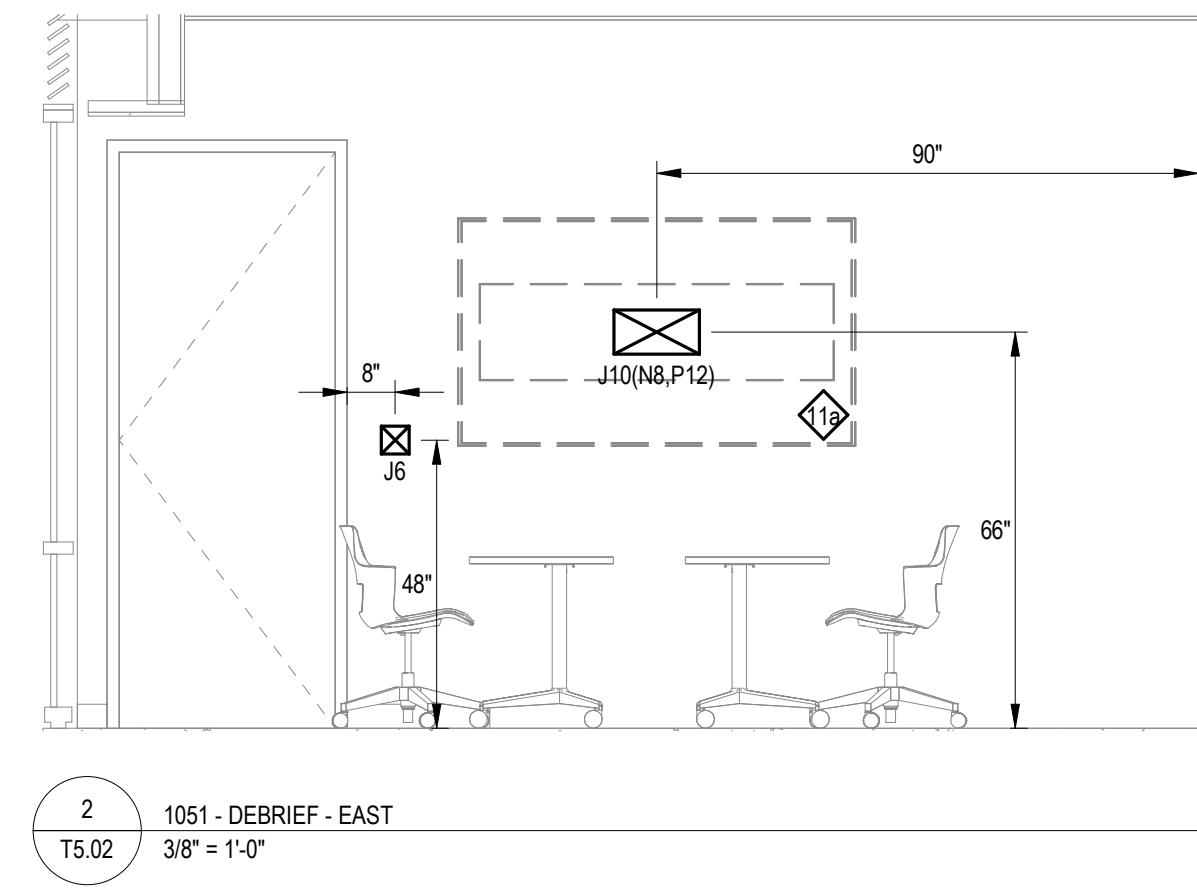
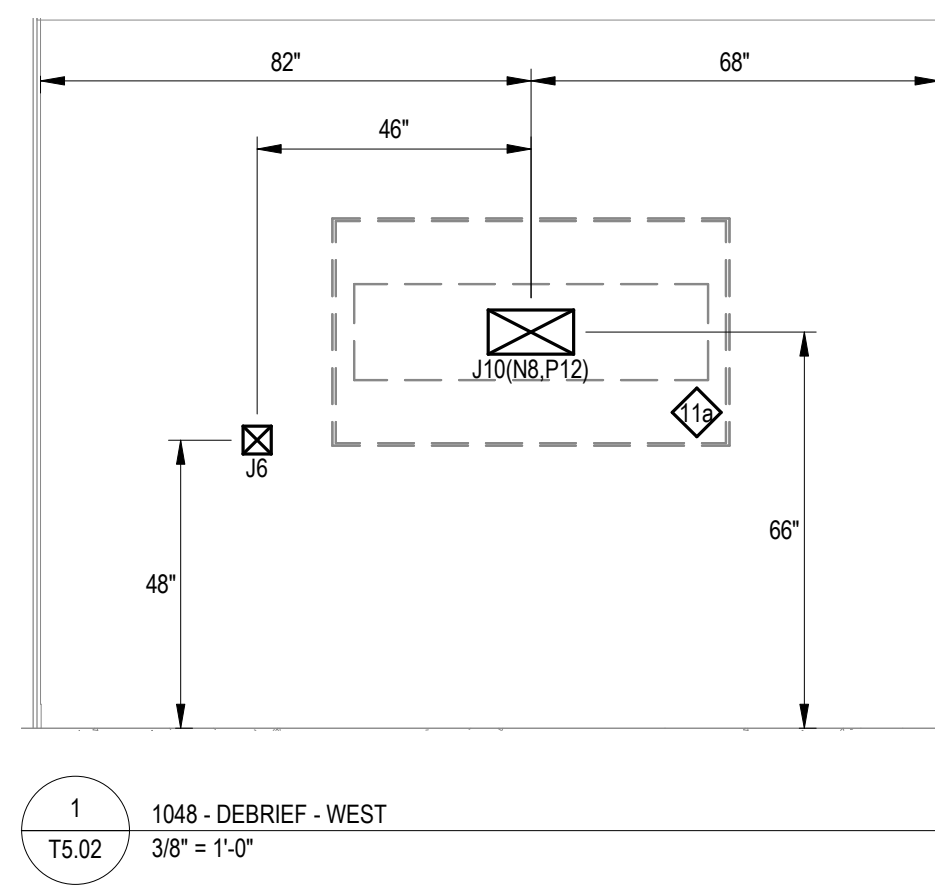
REVISIONS

TECHNOLOGY INFRASTRUCTURE  
ROOM ELEVATIONS

THE SEXTANT GROUP, INC.  
700 WATERFRONT DRIVE  
SUITE 200  
PITTSBURGH, PA 15222  
412.323.8580



AV • IT • SECURITY CONSULTANT



REPURPOSING INTERIM HOSPITAL  
LOUISIANA STATE UNIVERSITY  
MEDICAL CENTER

2021 PERDIDO ST, NEW ORLEANS, LOUISIANA 70112  
FP&C PROJECT NO. | 19-604N-16-01, PT. 01, F.19001156;  
F.19.002168-01-107-05B-13, F.01003750; & 19-604N-05-05,  
F.19002231 (SUPPLEMENT)

EDR PROJECT NO. | 16053

PROJECT ISSUE DATE | 26 APR 2019

BID DOCUMENTS

© Eskew+Dumez+Ripple 2019  
A Professional Corporation

The intent of the Contract Documents is to include all items necessary for proper execution and completion of the work by Contractor. The Contract Documents are complementary, and what is required by one shall be as binding as if required by all; performance by the Contractor shall be required only to the extent consistent with the Contract Documents and reasonably inferable from them as being necessary to produce the indicated results.

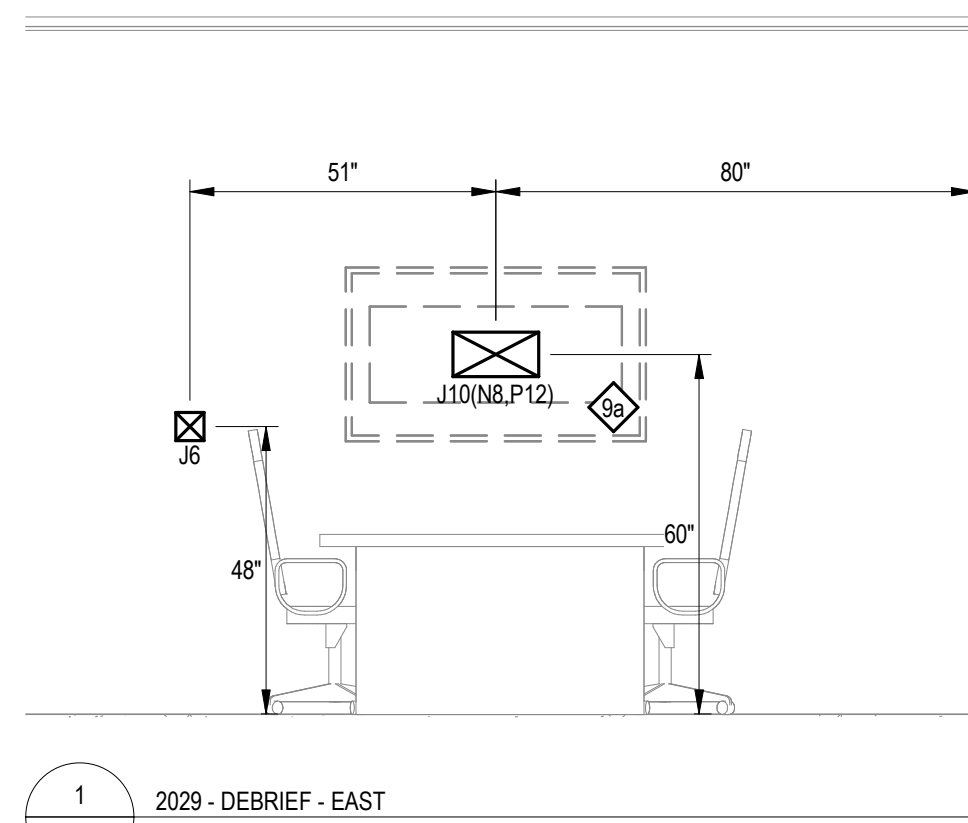
REVISIONS

TECHNOLOGY INFRASTRUCTURE  
ROOM ELEVATIONS

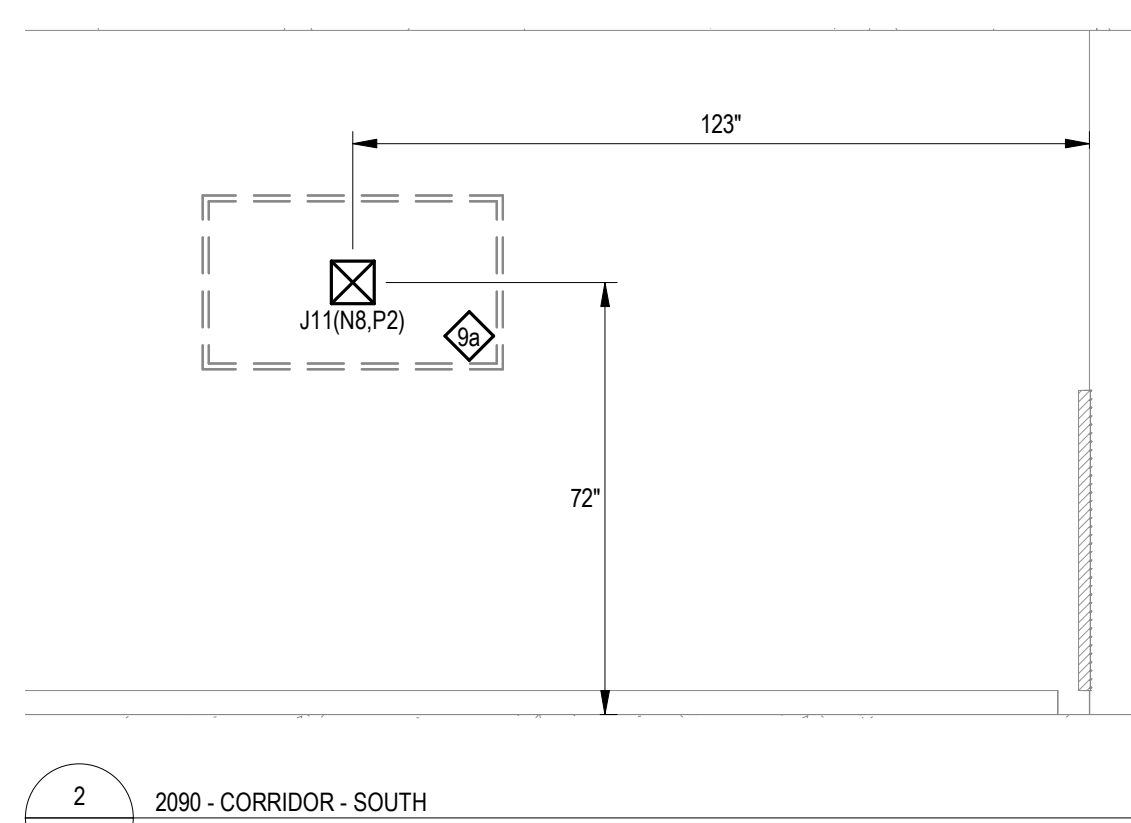
DRAWN BY | ED, TR, JMP

T5.02

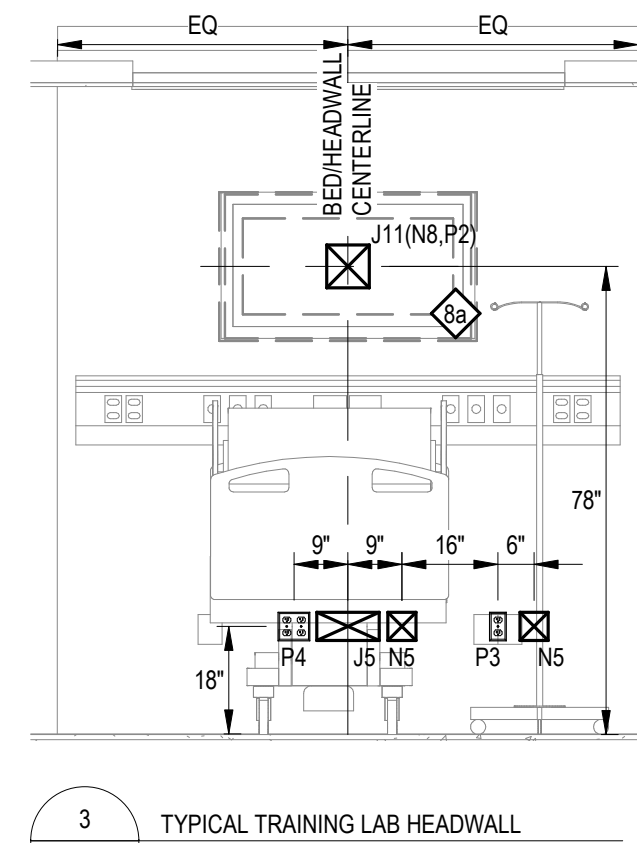
FOR AV CONTRACTOR REFERENCE ONLY



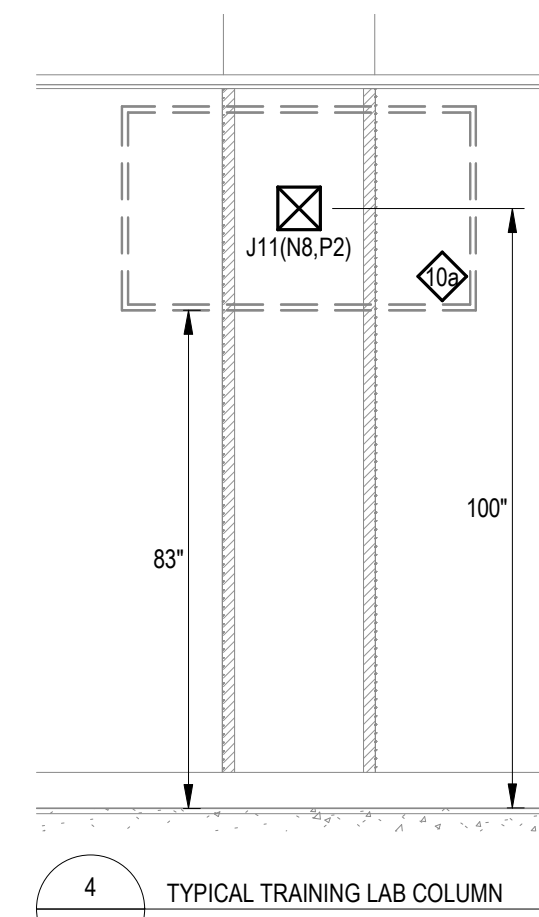
1 2020 - DEBRIEF - EAST  
T5.03 3/8\" = 1'-0"



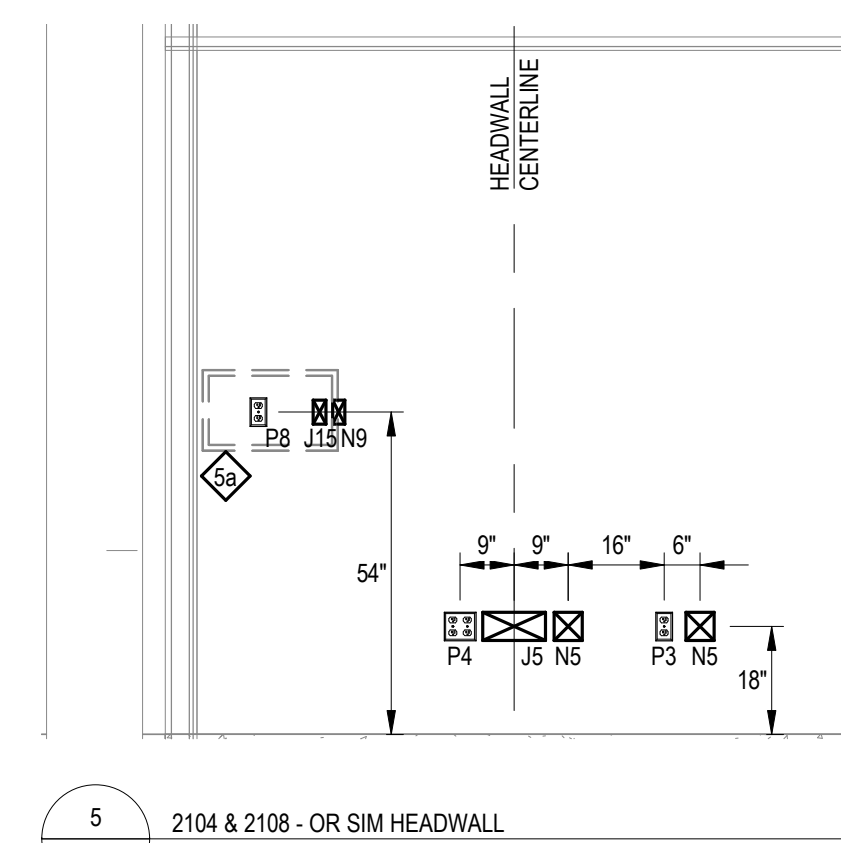
2 2090 - CORRIDOR - SOUTH  
T5.03 3/8\" = 1'-0"



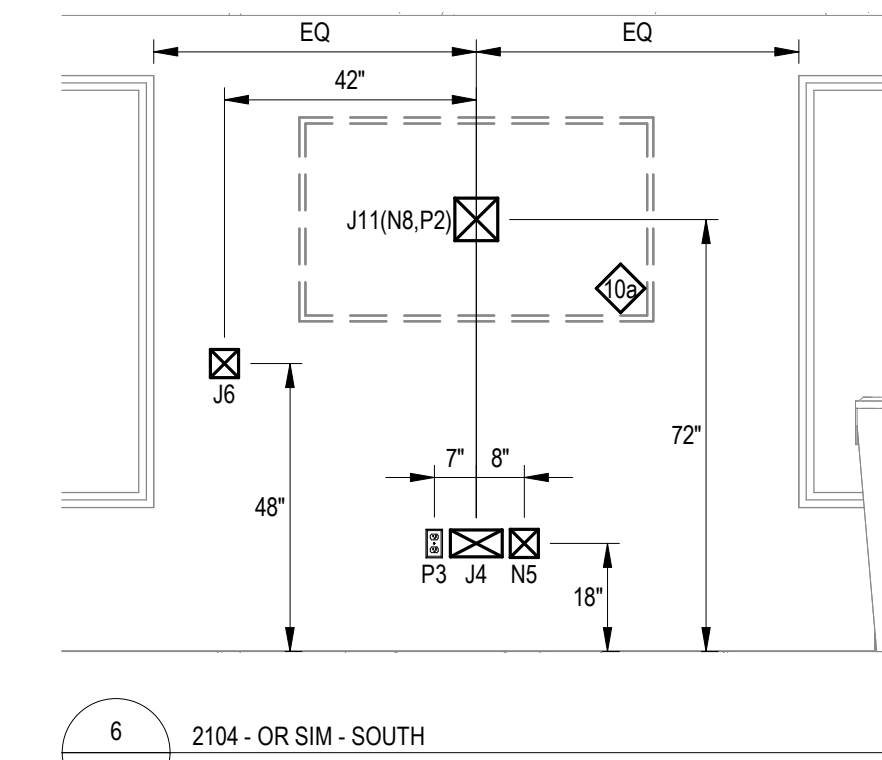
3 TYPICAL TRAINING LAB HEADWALL  
T5.03 3/8\" = 1'-0"



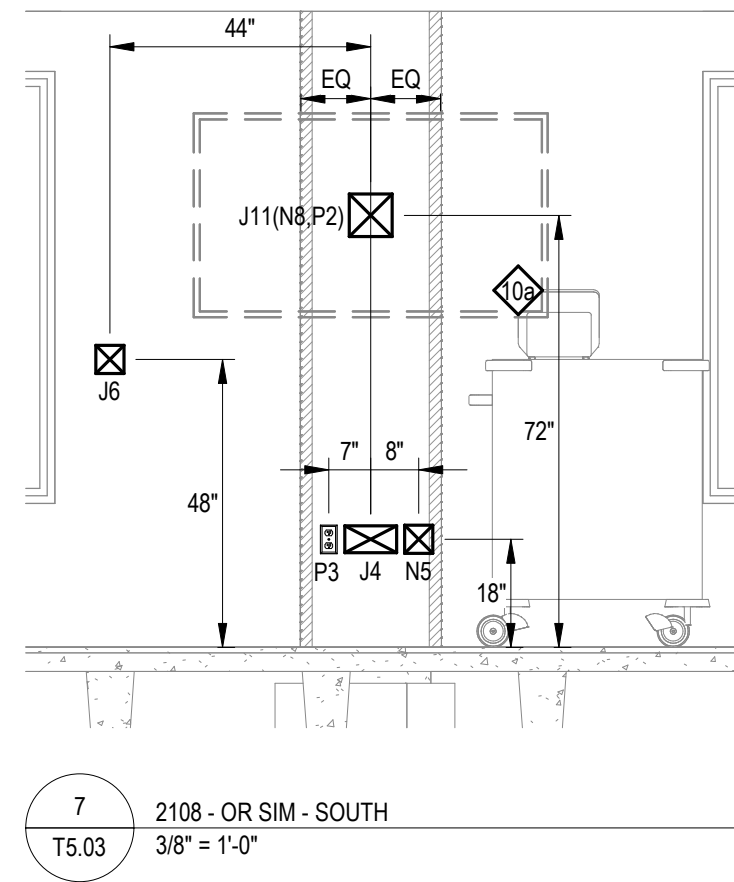
4 TYPICAL TRAINING LAB COLUMN  
T5.03 3/8\" = 1'-0"



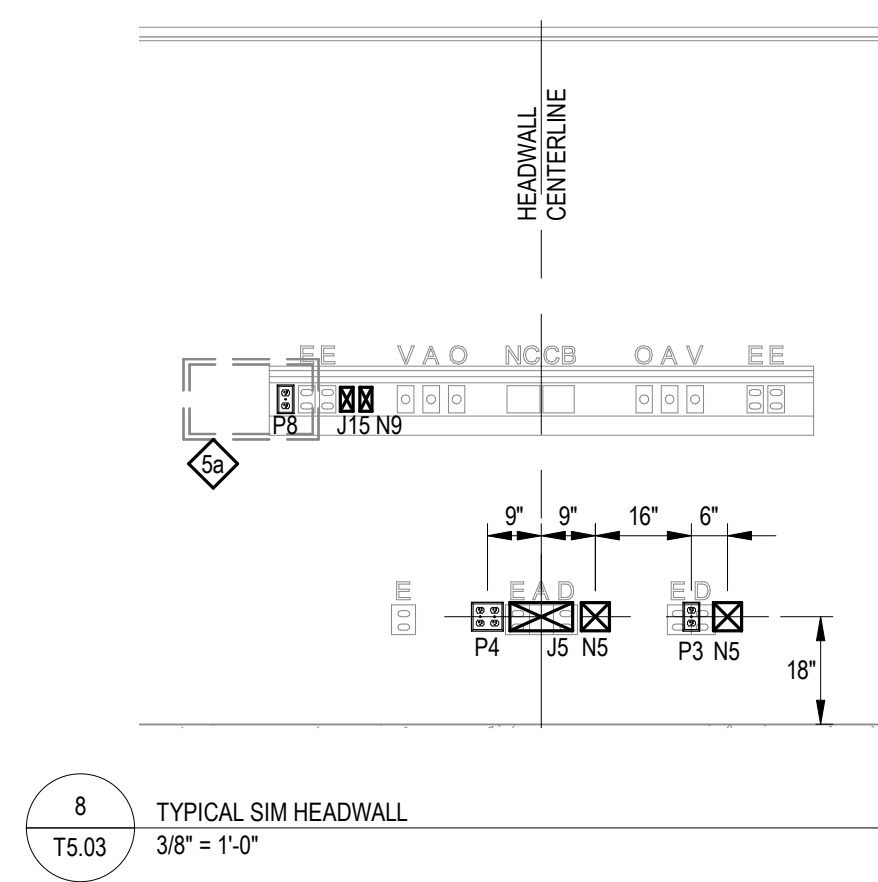
5 2104 & 2108 - OR SIM HEADWALL  
T5.03 3/8\" = 1'-0"



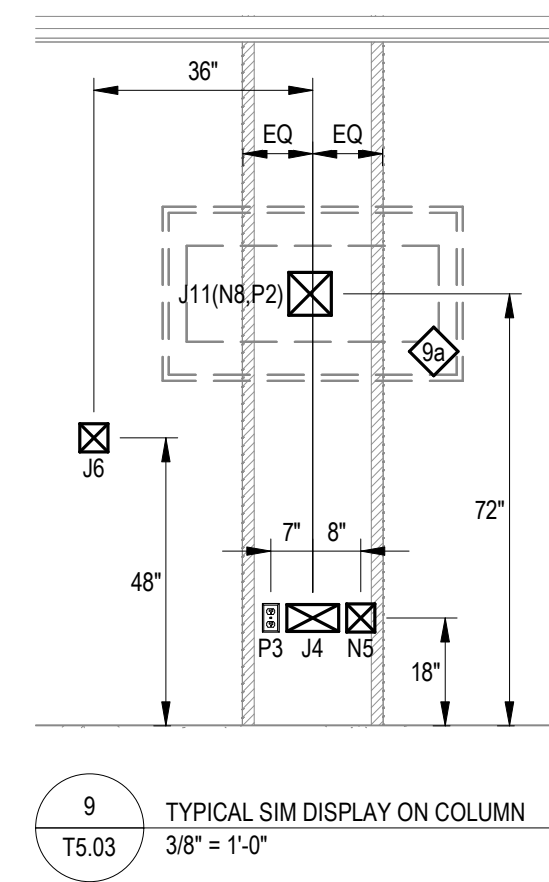
6 2104 - OR SIM - SOUTH  
T5.03 3/8\" = 1'-0"



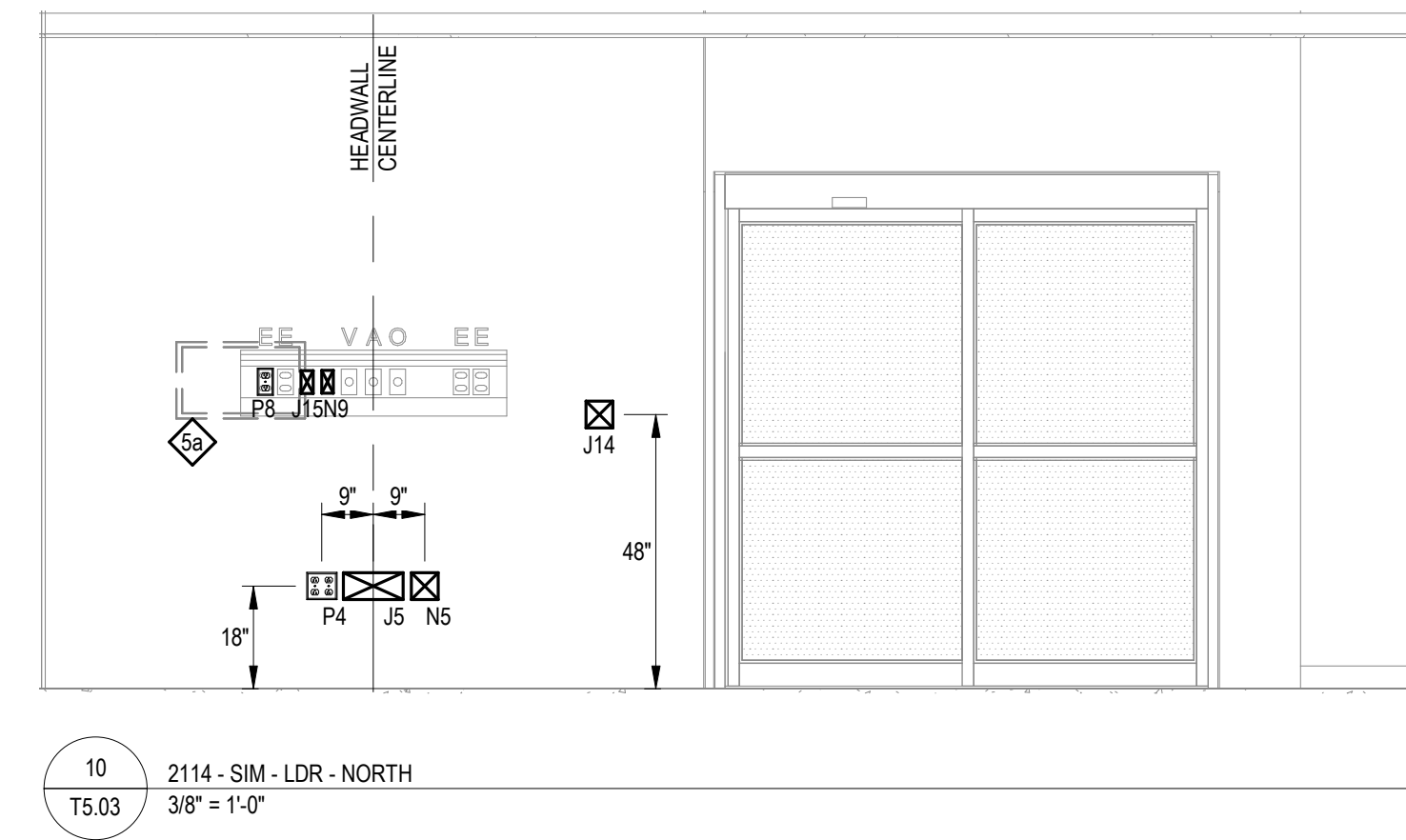
7 2108 - OR SIM - SOUTH  
T5.03 3/8\" = 1'-0"



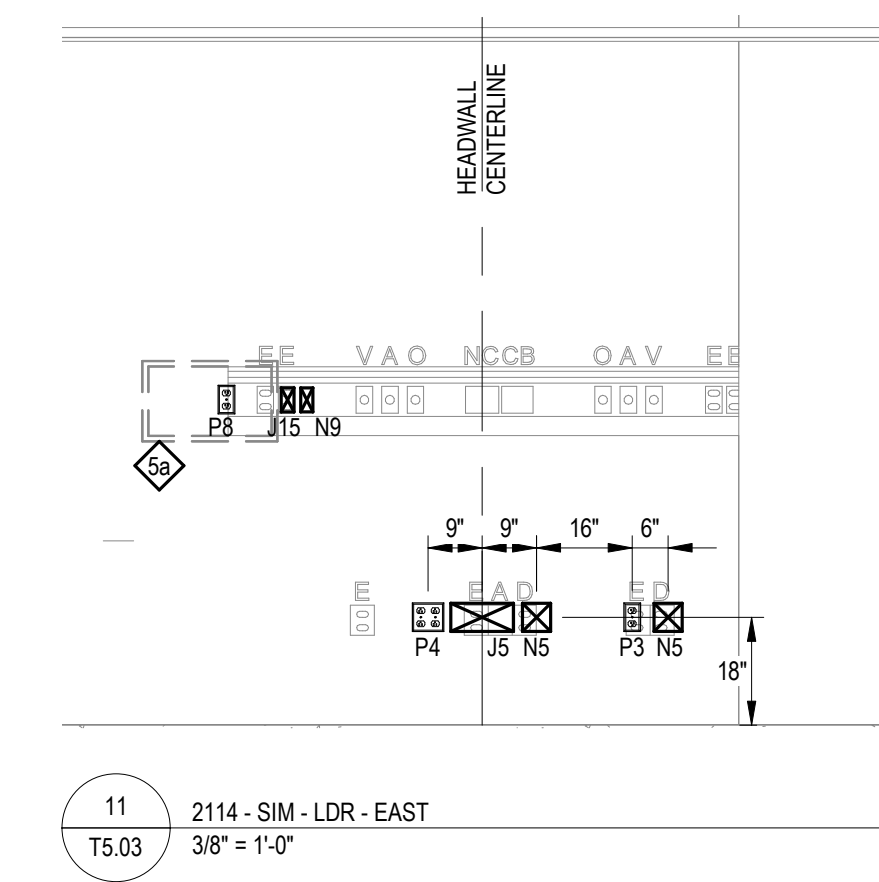
8 TYPICAL SIM HEADWALL  
T5.03 3/8\" = 1'-0"



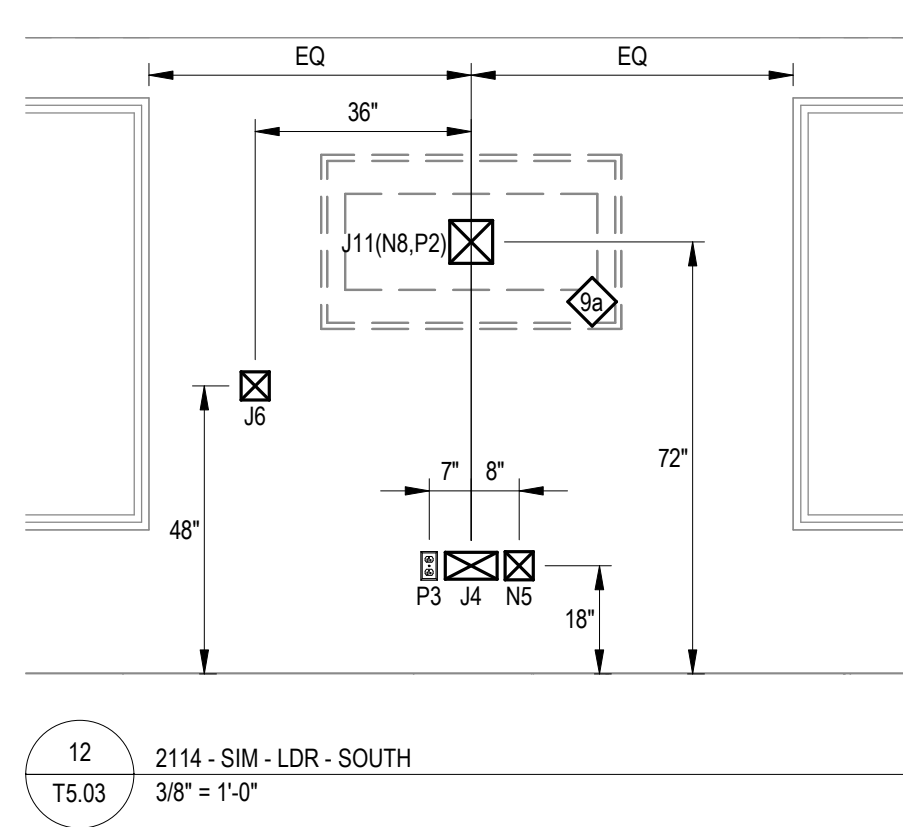
9 TYPICAL SIM DISPLAY ON COLUMN  
T5.03 3/8\" = 1'-0"



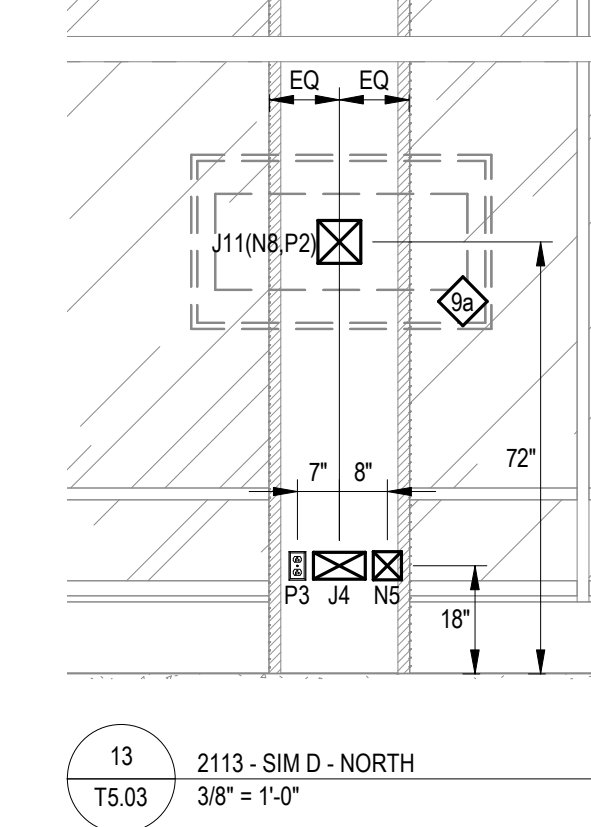
10 2114 - SIM - LDR - NORTH  
T5.03 3/8\" = 1'-0"



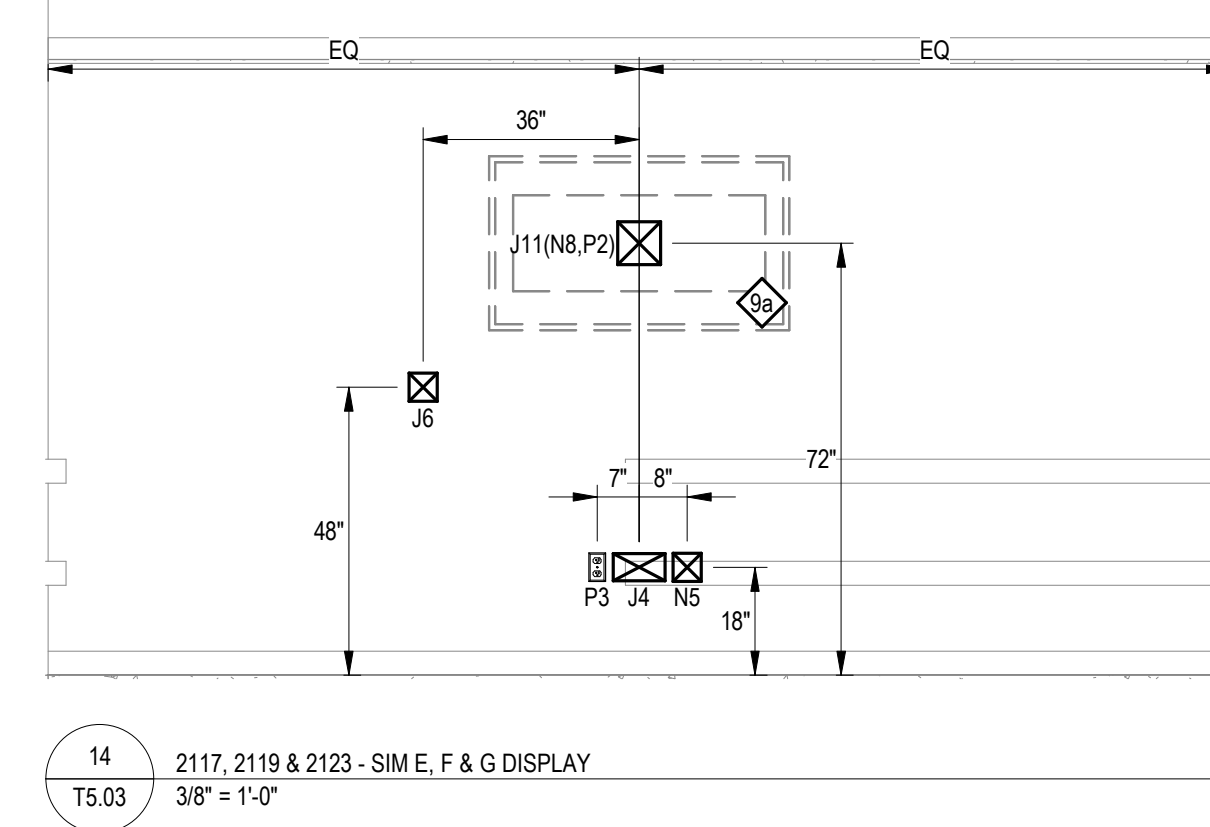
11 2114 - SIM - LDR - EAST  
T5.03 3/8\" = 1'-0"



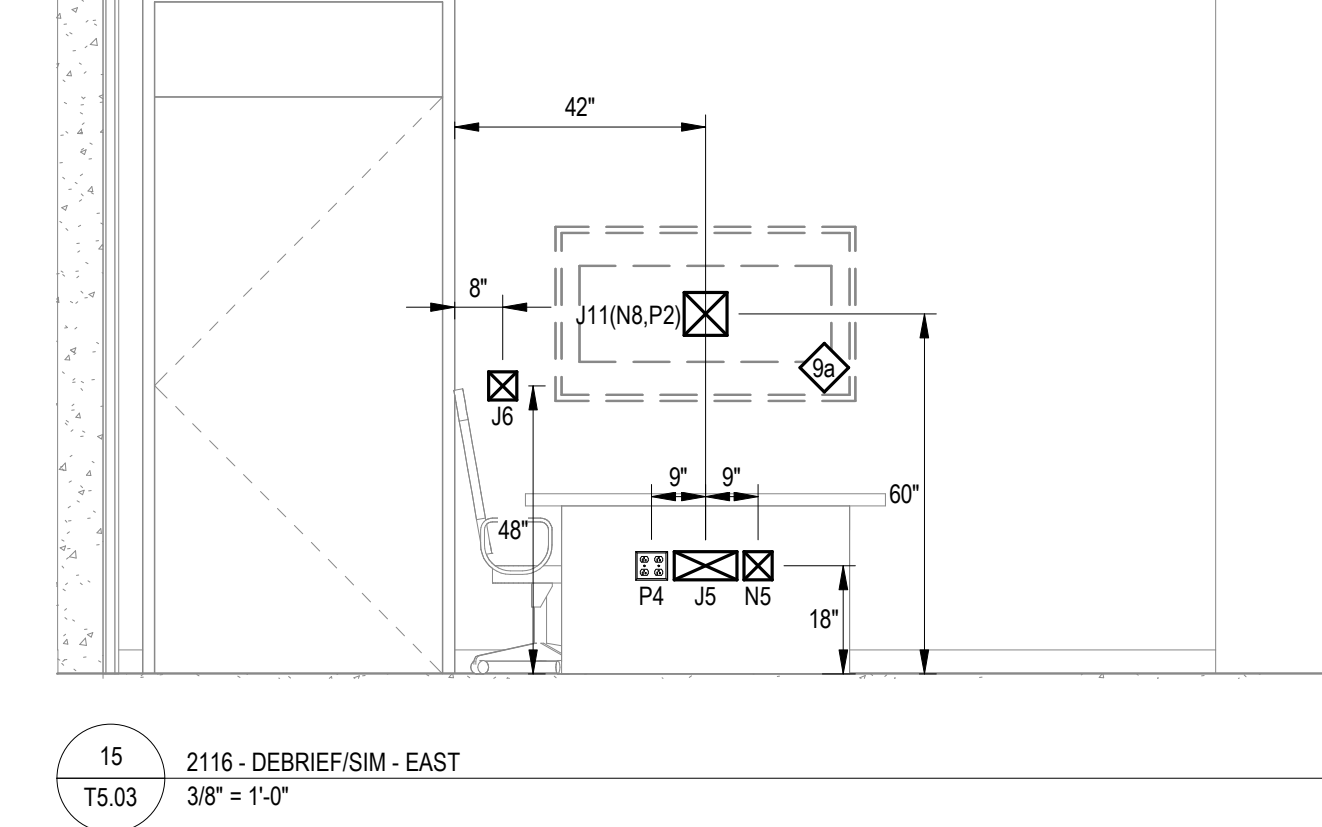
12 2114 - SIM - LDR - SOUTH  
T5.03 3/8\" = 1'-0"



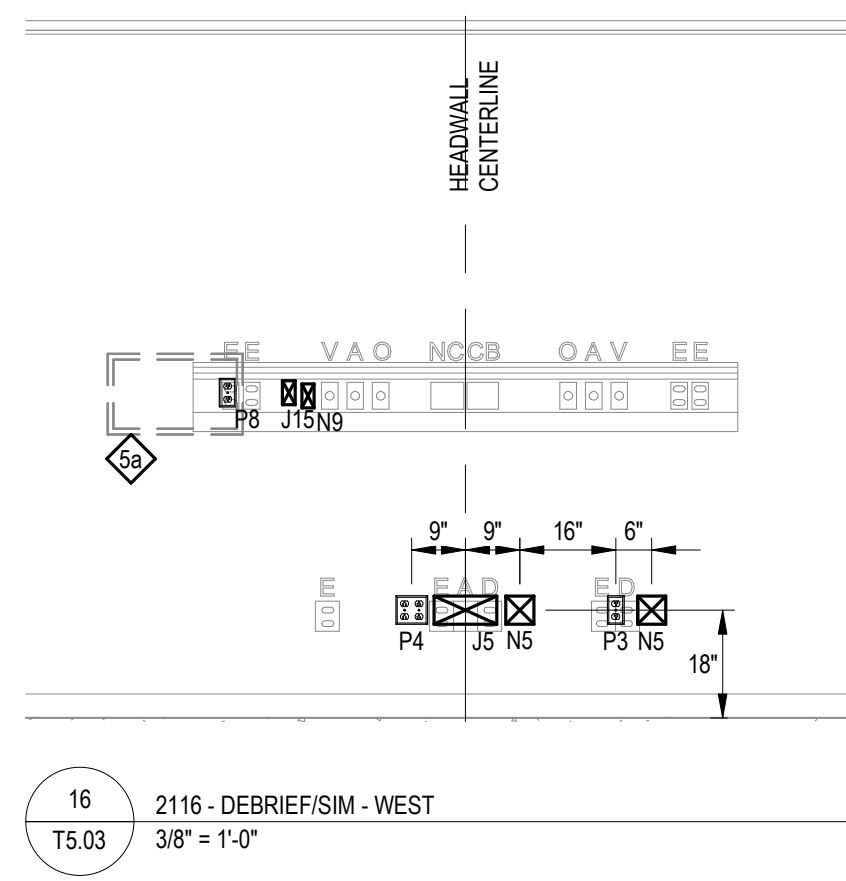
13 2113 - SIM D - NORTH  
T5.03 3/8\" = 1'-0"



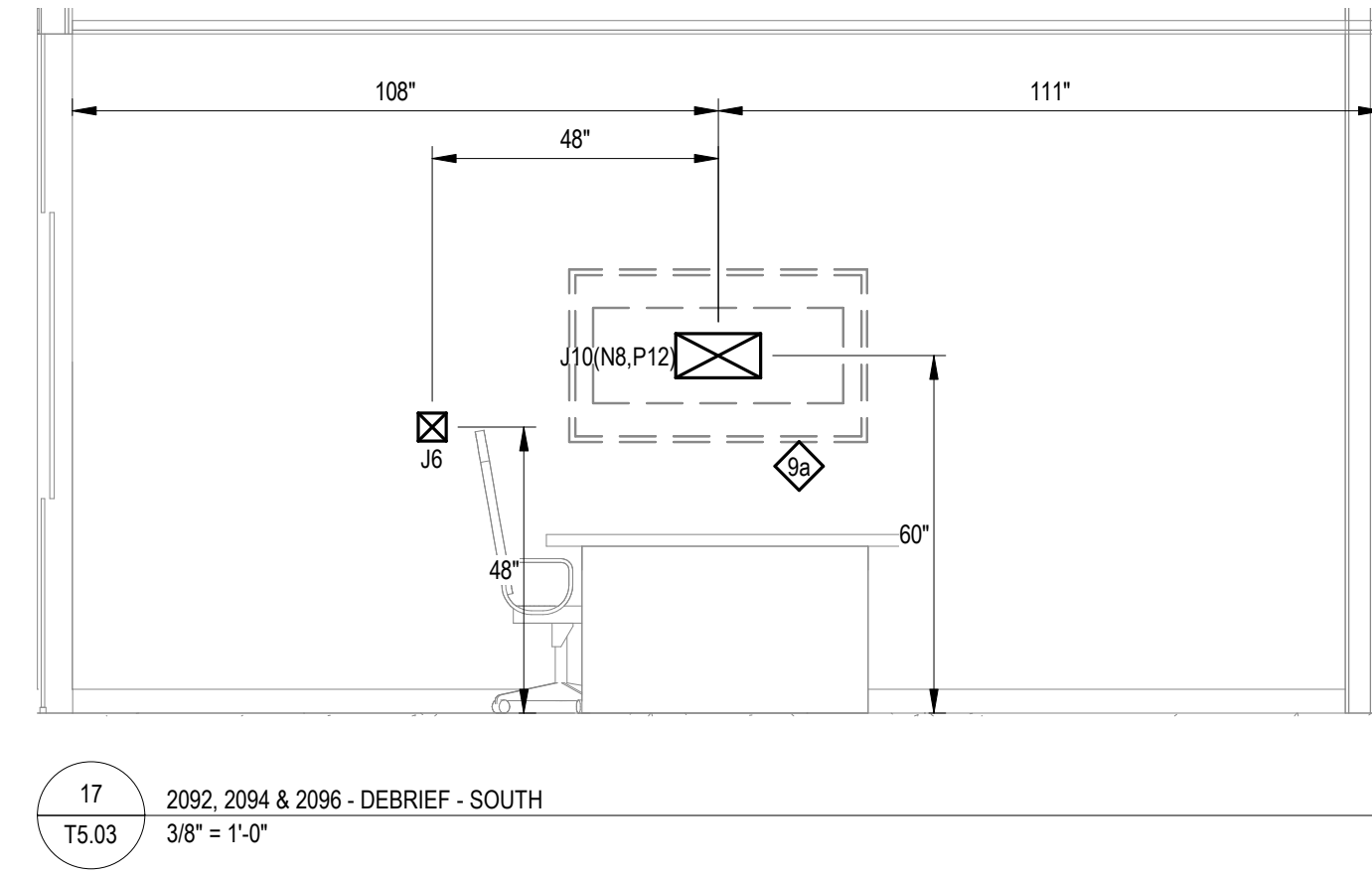
14 2117, 2119 & 2123 - SIM E, F & G DISPLAY  
T5.03 3/8\" = 1'-0"



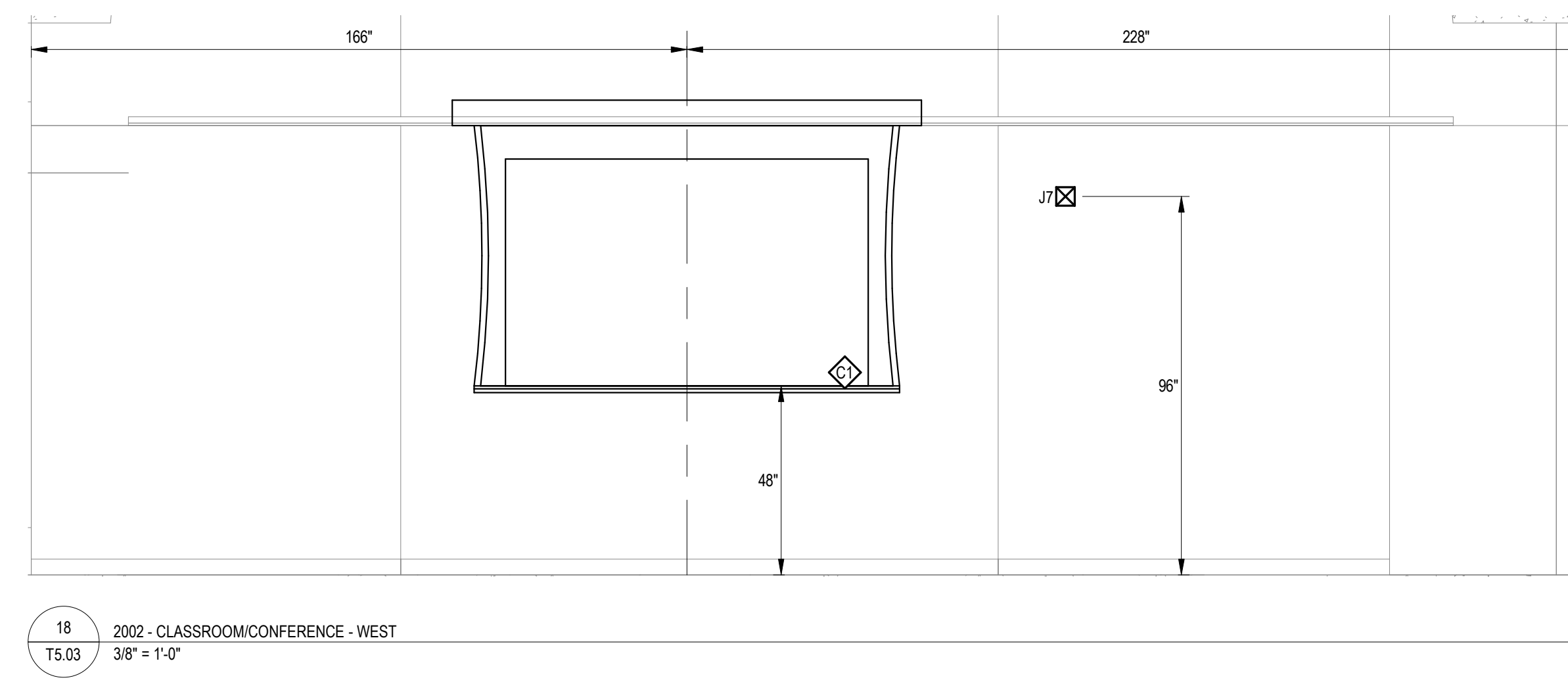
15 2116 - DEBRIEF/SIM - EAST  
T5.03 3/8\" = 1'-0"



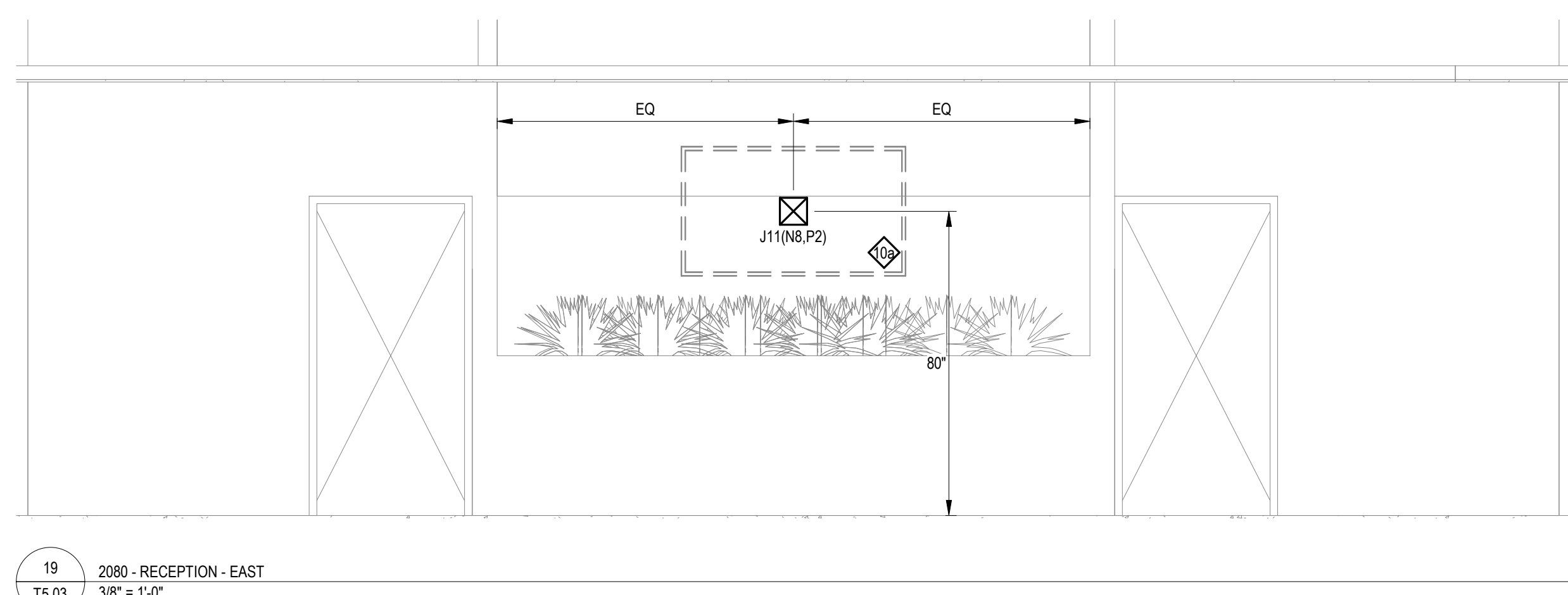
16 2116 - DEBRIEF/SIM - WEST  
T5.03 3/8\" = 1'-0"



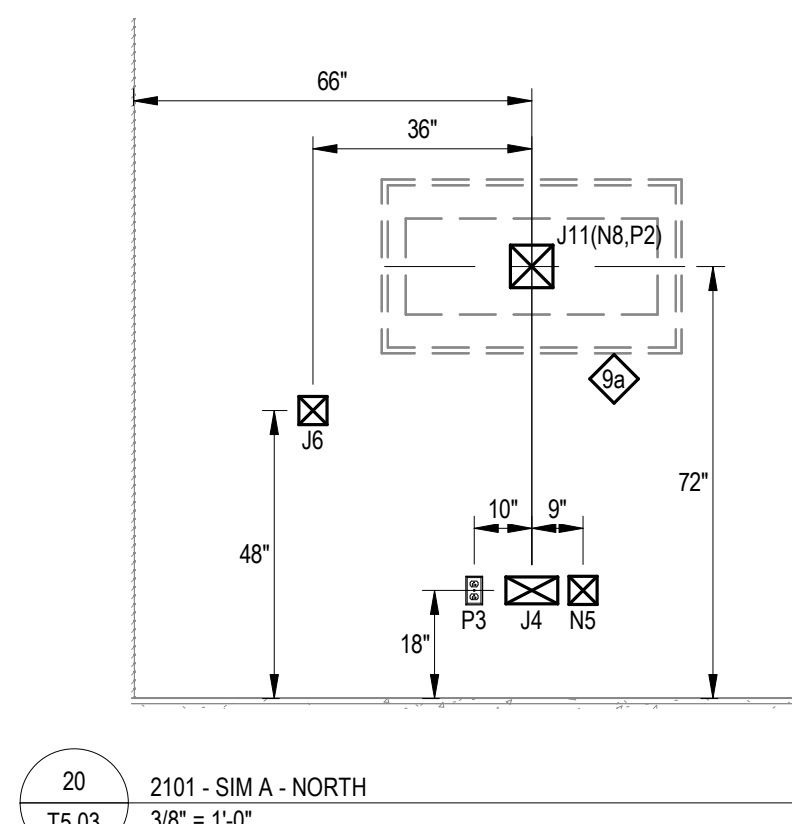
17 2092, 2094 & 2096 - DEBRIEF - SOUTH  
T5.03 3/8\" = 1'-0"



18 2002 - CLASSROOM/CONFERENCE - WEST  
T5.03 3/8\" = 1'-0"



19 2080 - RECEPTION - EAST  
T5.03 3/8\" = 1'-0"



20 2101 - SIM A - NORTH  
T5.03 3/8\" = 1'-0"

FOR AV CONTRACTOR REFERENCE ONLY

REPURPOSING INTERIM HOSPITAL  
LOUISIANA STATE UNIVERSITY  
MEDICAL CENTER

2021 PERDIDO ST, NEW ORLEANS, LOUISIANA 70112  
FP&C PROJECT NO. | 19-604N-16-01, PT. 01, F.19001156;  
F.19.002168;01-107-05B-13, F.01003750; & 19-604N-05-05,  
F.19002231 (SUPPLEMENT)

EDR PROJECT NO. | 16053

PROJECT ISSUE DATE | 26 APR 2019

BID DOCUMENTS

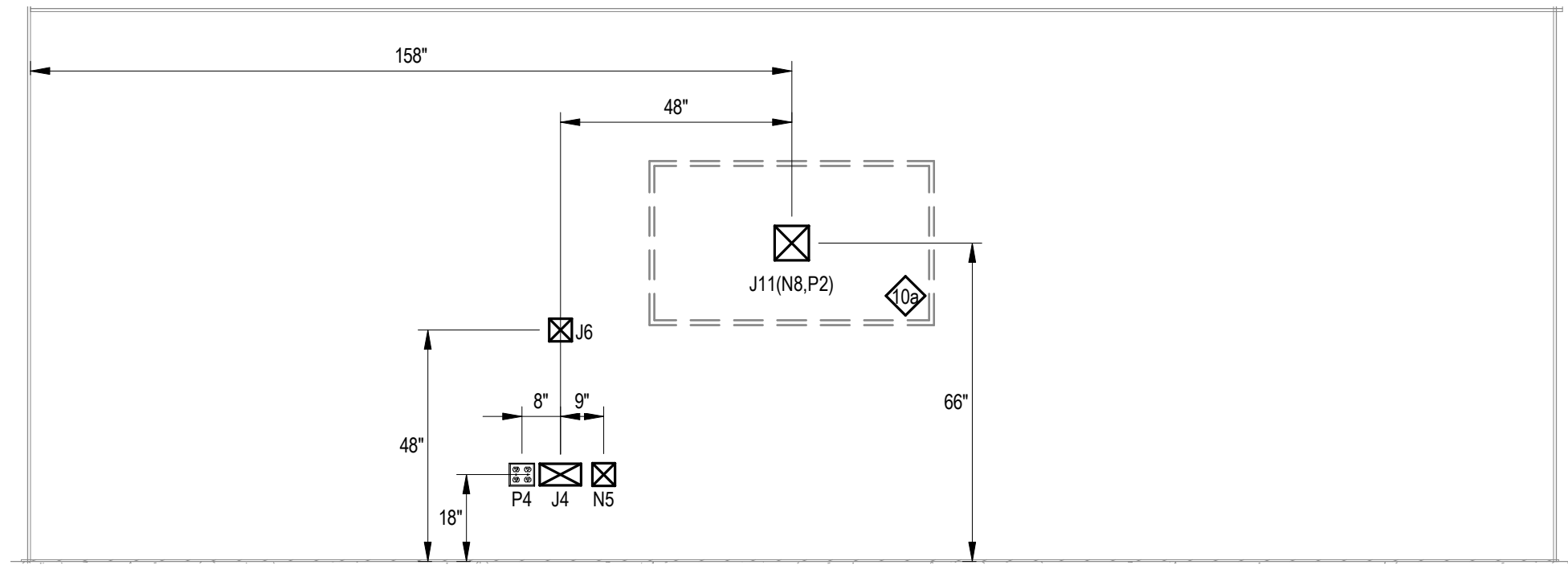
© Eskew+Dumez+Ripple 2019  
A Professional Corporation

The intent of the Contract Documents is to include all items necessary for proper execution and completion of the work by Contractor. The Contract Documents are complementary, and what is required by one shall be as binding as if required by all; performance by the Contractor shall be required only to the extent consistent with the Contract Documents and reasonably inferable from them as being necessary to produce the indicated results.

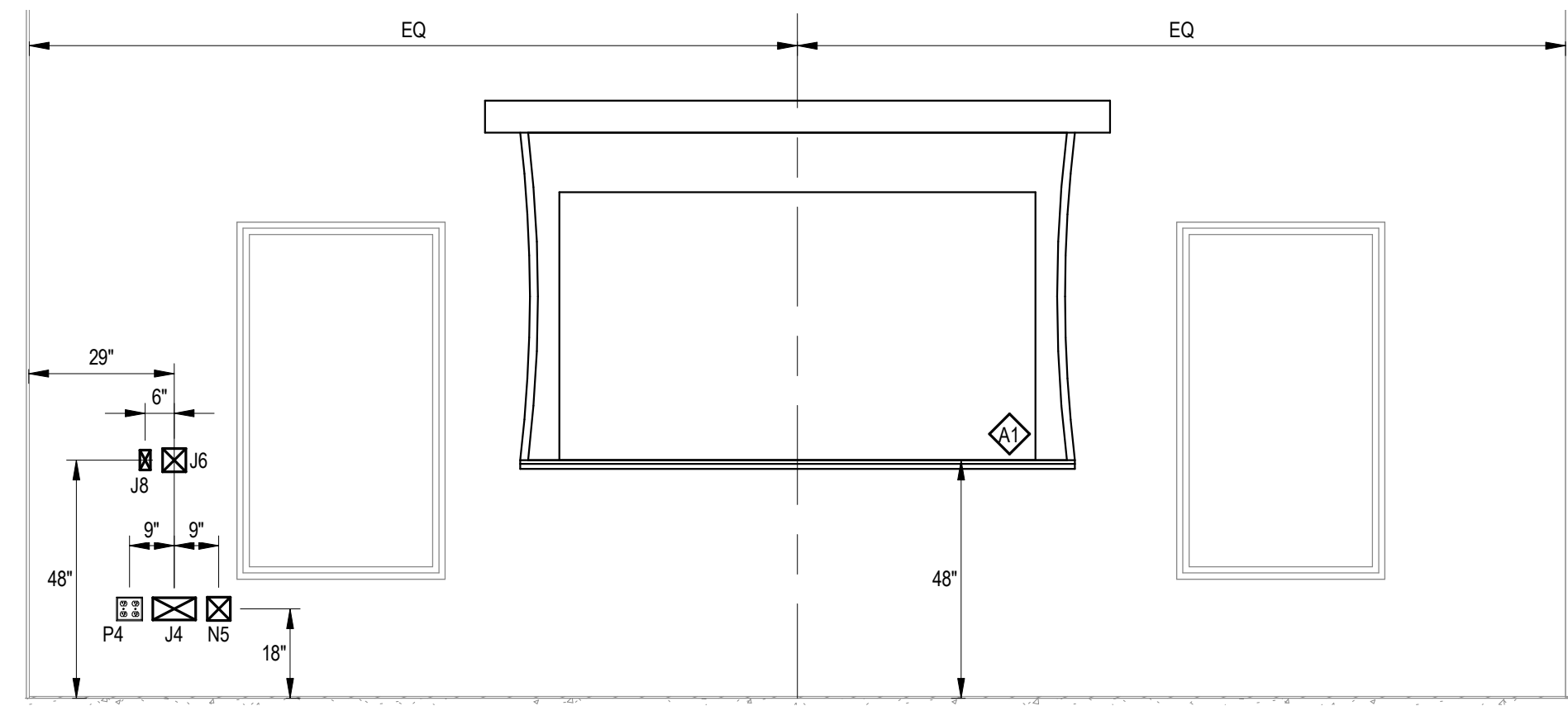
REVISIONS

TECHNOLOGY INFRASTRUCTURE  
ROOM ELEVATIONS

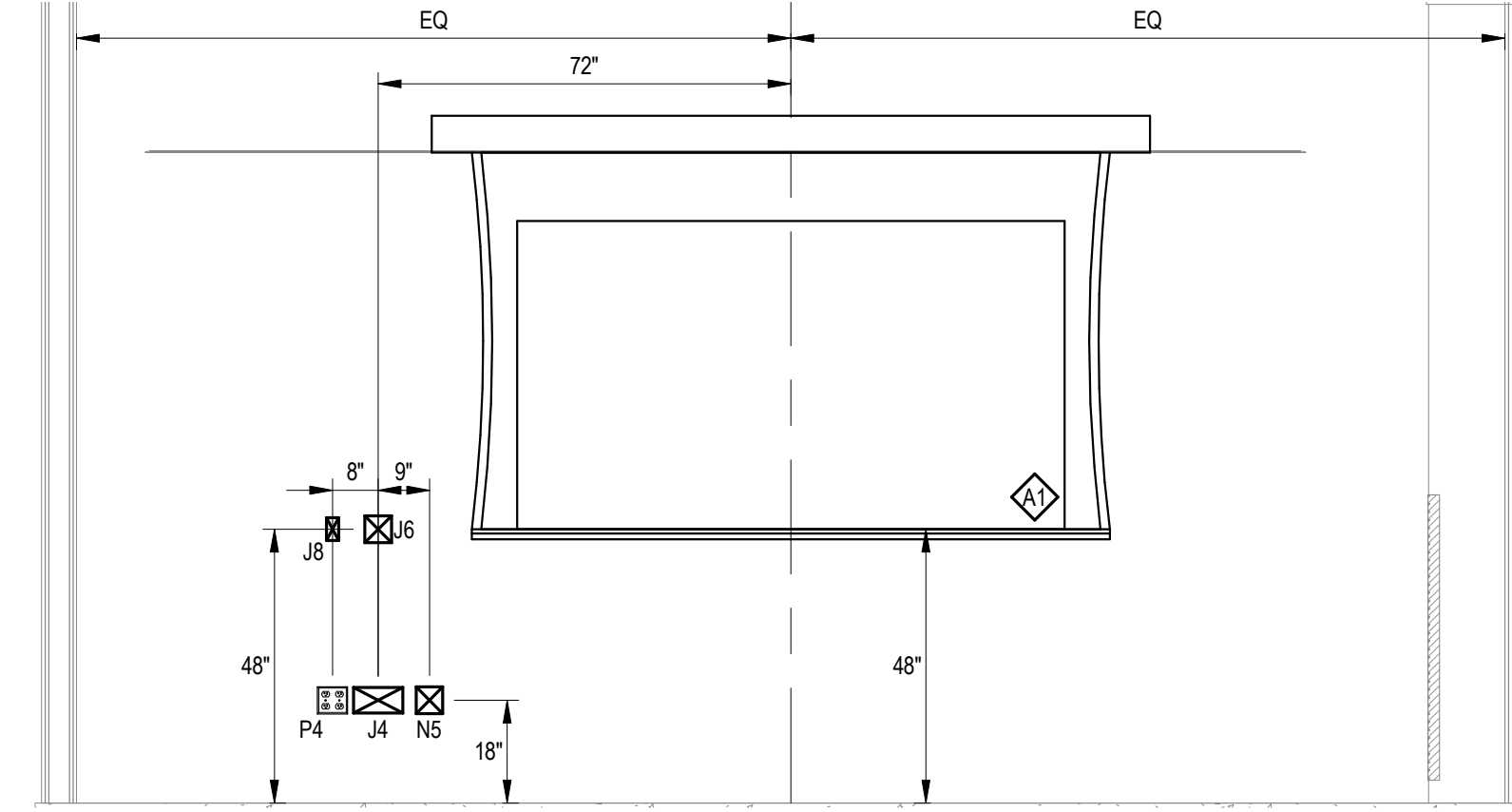




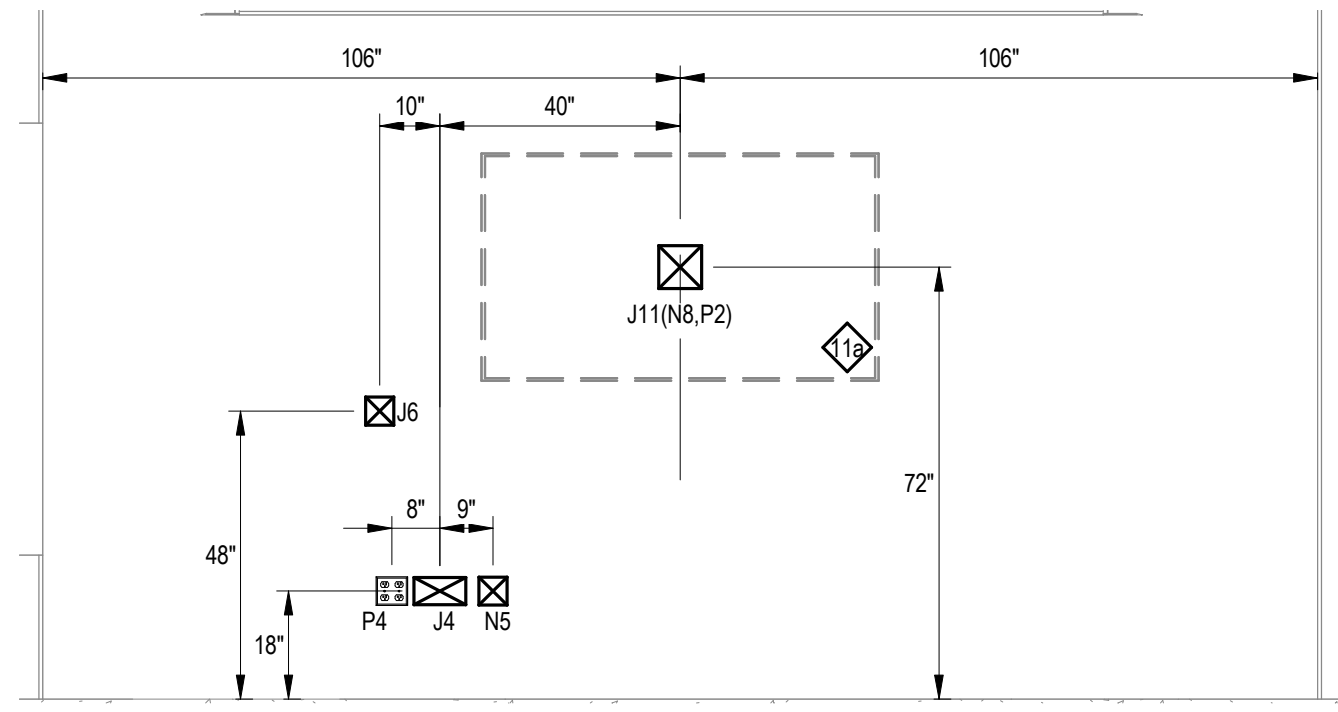
1 3036 - GROUP FITNESS - NORTH  
T5.04 3/8" = 1'-0"



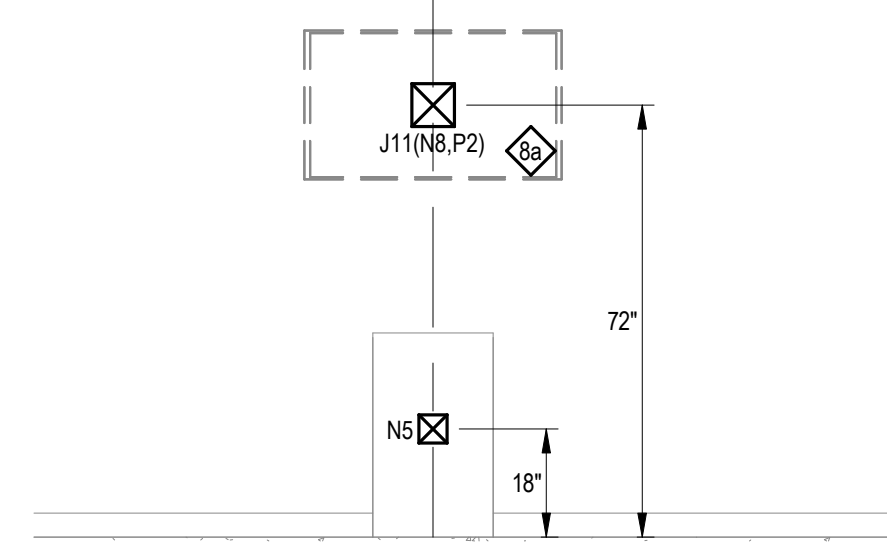
2 3037 - GROUP FITNESS - WEST  
T5.04 3/8" = 1'-0"



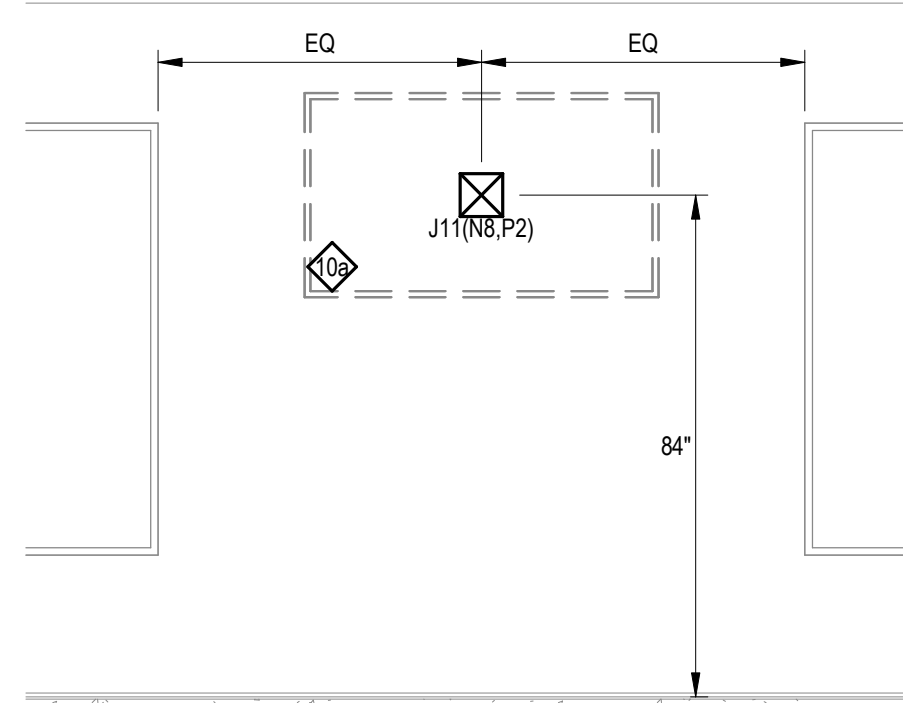
3 3039 - SPINNING - WEST  
T5.04 3/8" = 1'-0"



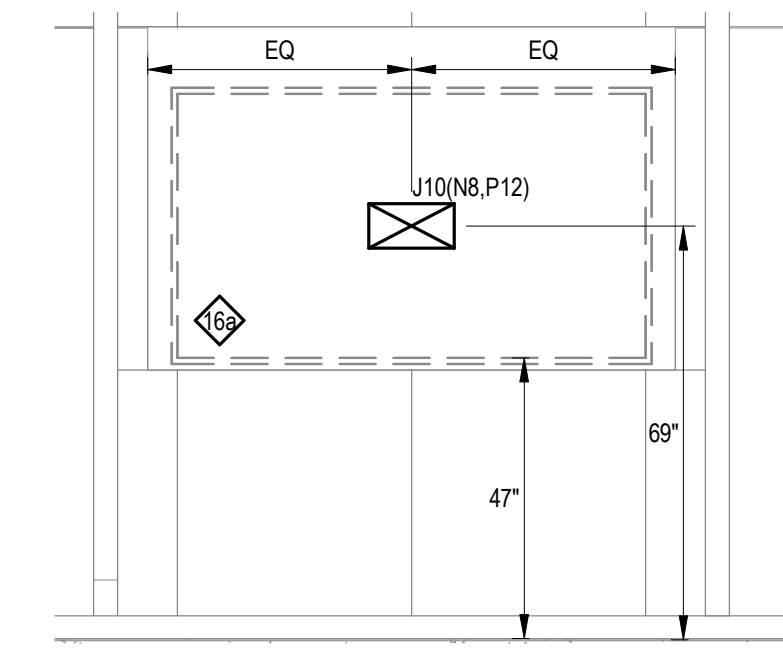
4 3040 - SMALL GROUP - WEST  
T5.04 3/8" = 1'-0"



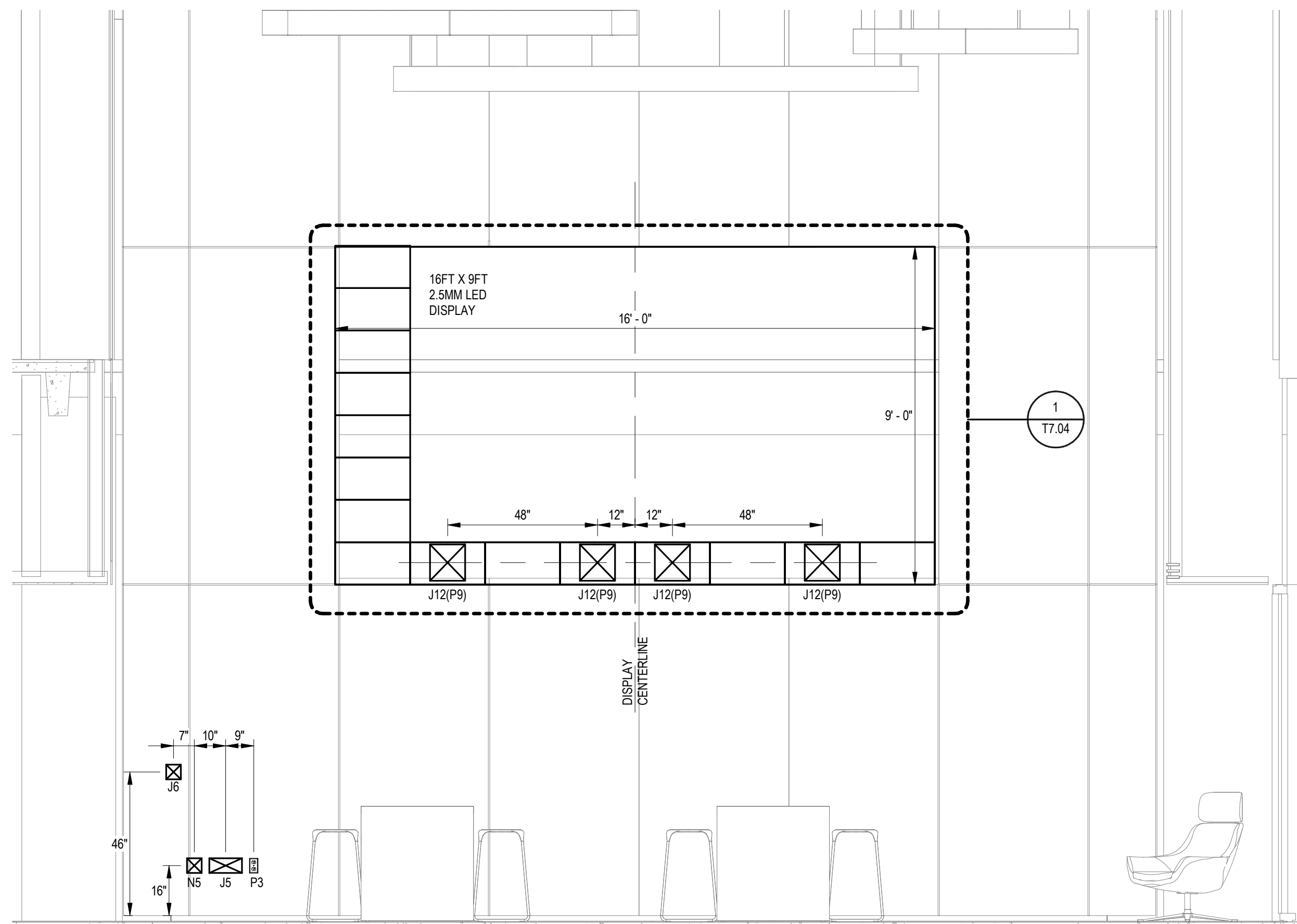
5 4107 - CORRIDOR - EAST  
T5.04 3/8" = 1'-0"



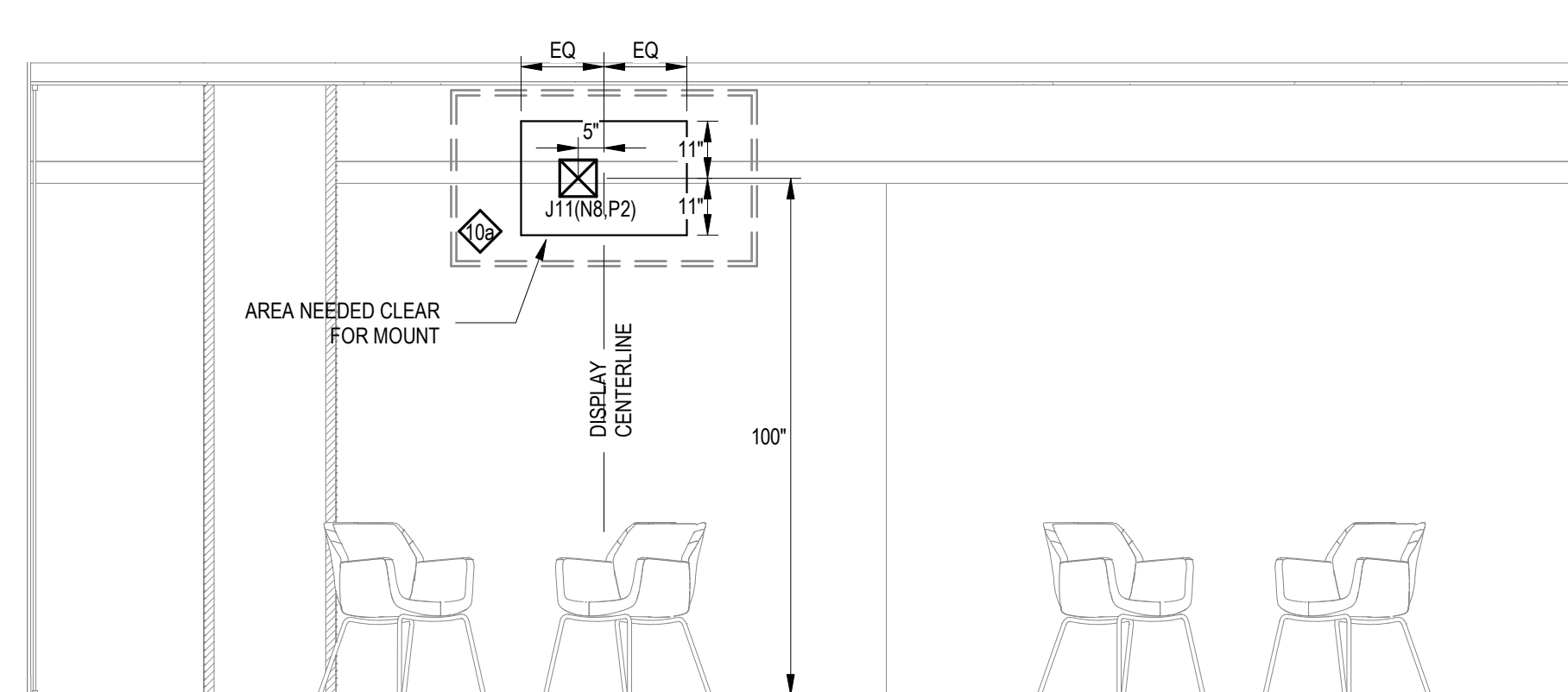
6 3038 TYPICAL DISPLAY LOCATION  
T5.04 3/8" = 1'-0"



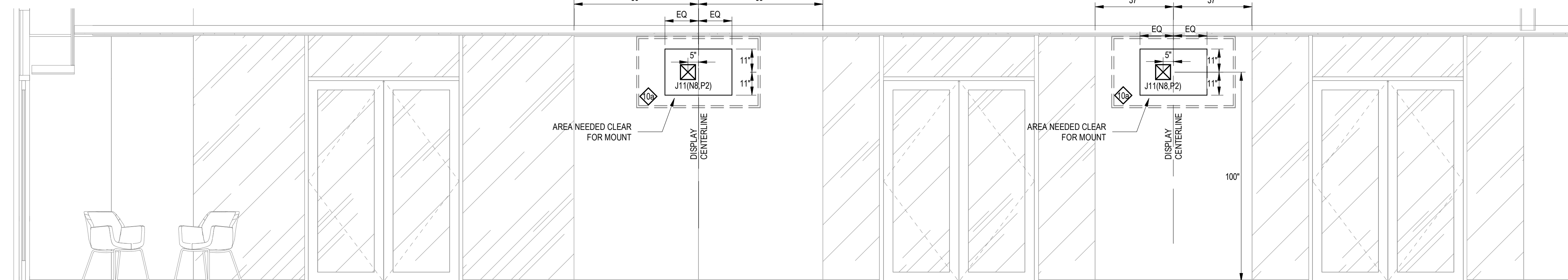
8 1000 - LOBBY - NORTH  
T5.04 3/8" = 1'-0"



9 1001 - MULTI-PURPOSE - NORTH  
T5.04 3/8" = 1'-0"



10 1020 - MED MALL COLLAB - NORTH  
T5.04 3/8" = 1'-0"



11 1020 - MED MALL COLLAB - EAST  
T5.04 3/8" = 1'-0"

REPURPOSING INTERIM HOSPITAL  
LOUISIANA STATE UNIVERSITY  
MEDICAL CENTER

2021 PERDIDO ST, NEW ORLEANS, LOUISIANA 70112  
FP&C PROJECT NO. | 19-604N-16-01, PT. 01, F.19001156;  
F.19.002168;01-107-05B-13, F.01003750; & 19-604N-05-05,  
F.19002231 (SUPPLEMENT)

EDR PROJECT NO. | 16053

PROJECT ISSUE DATE | 26 APR 2019

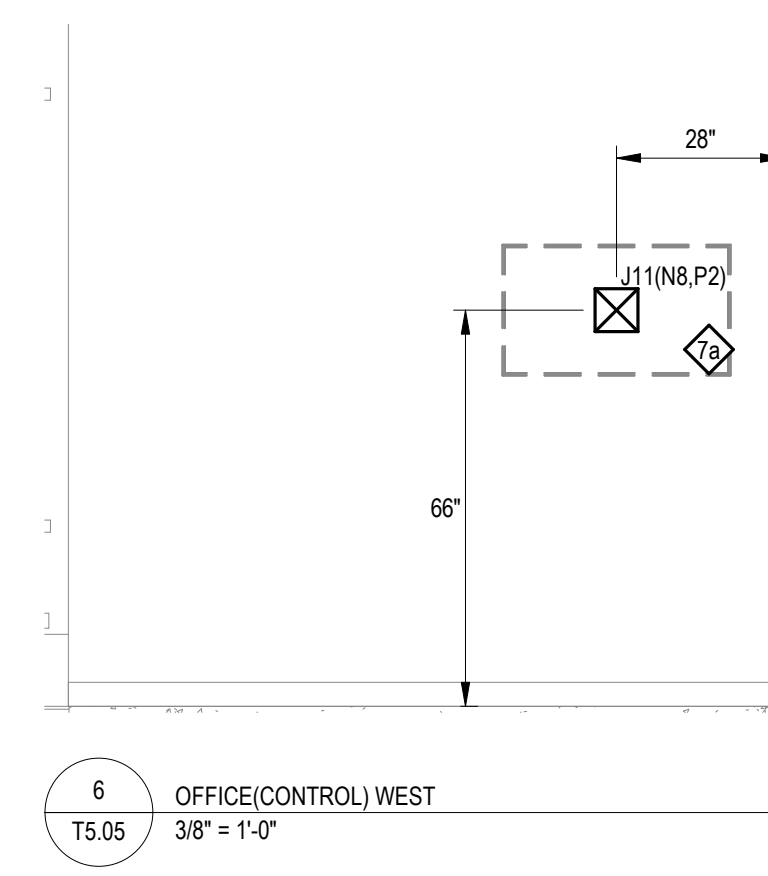
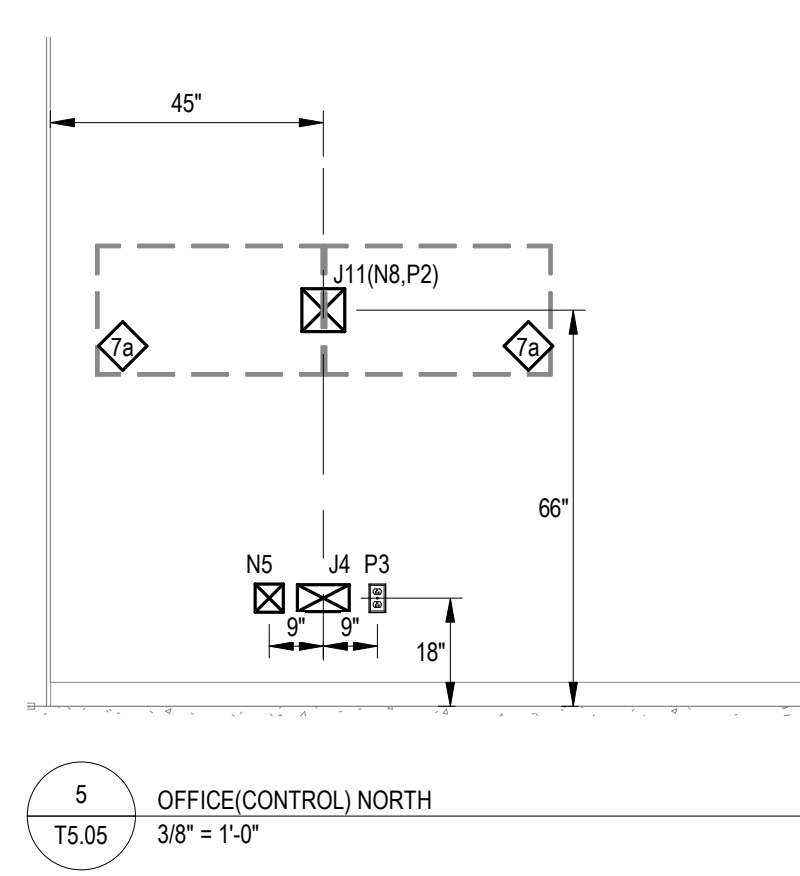
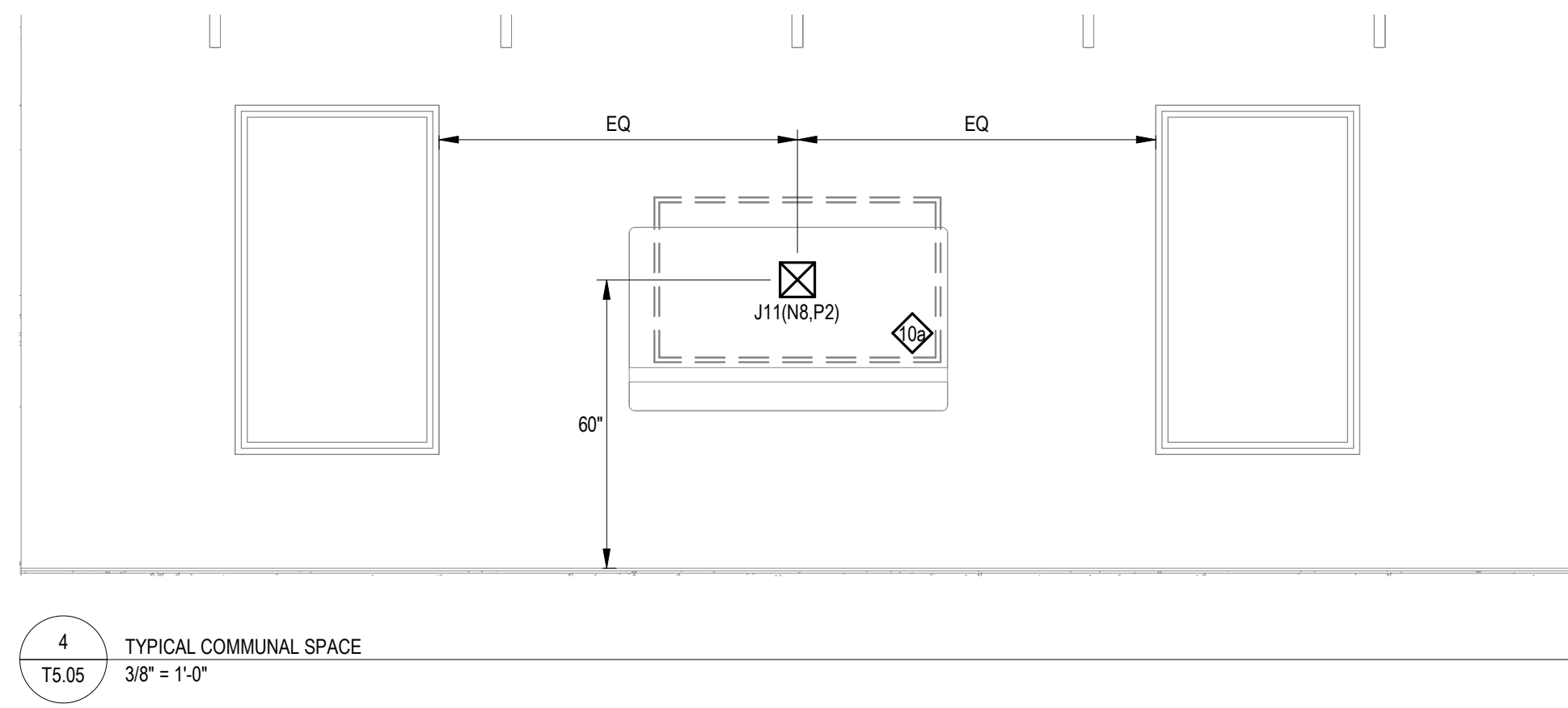
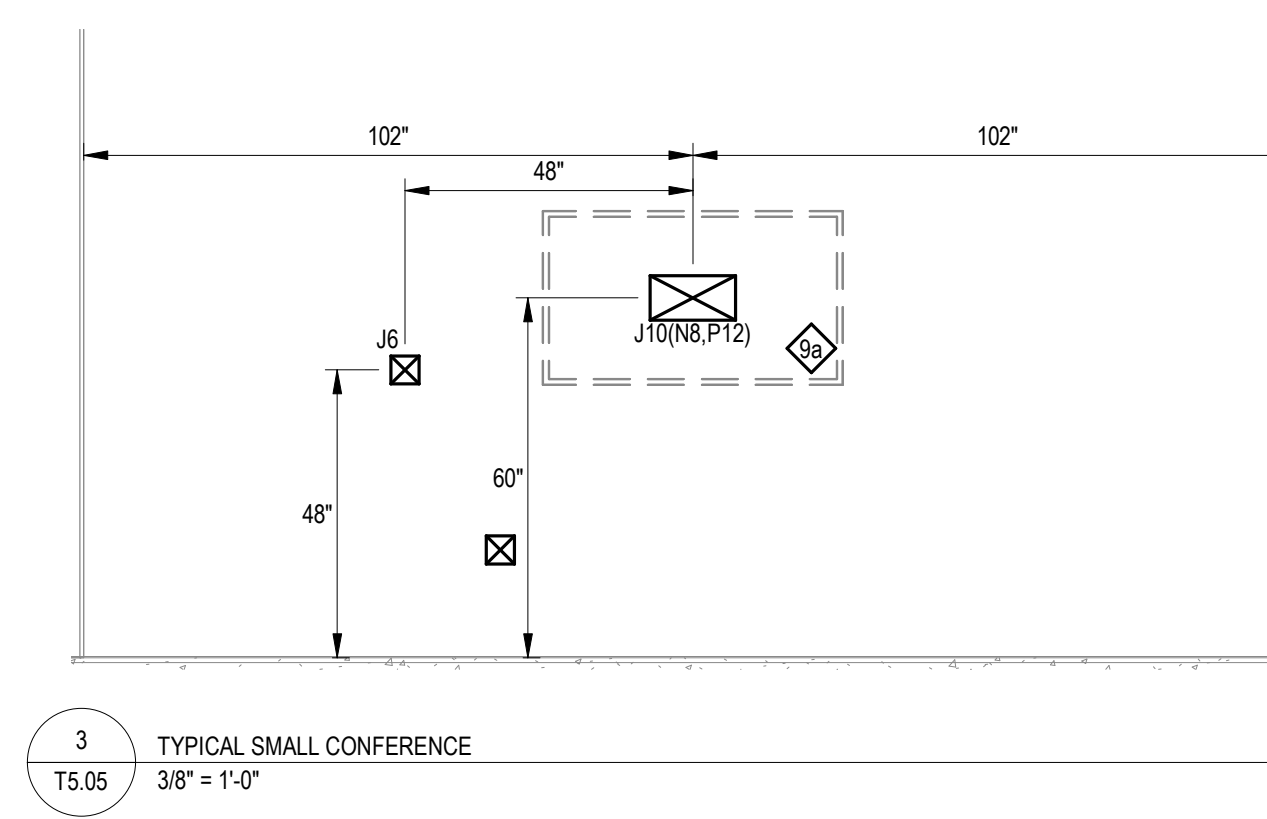
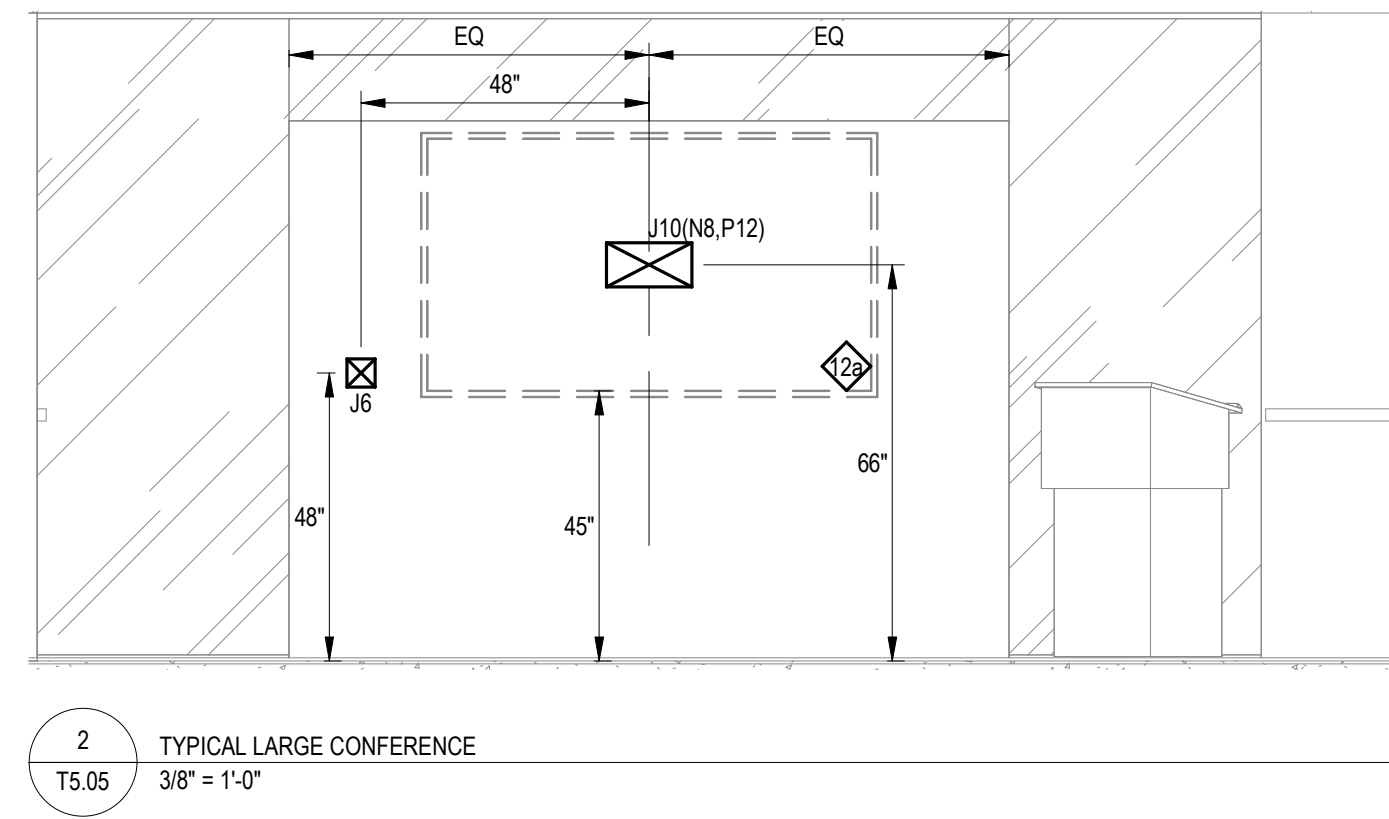
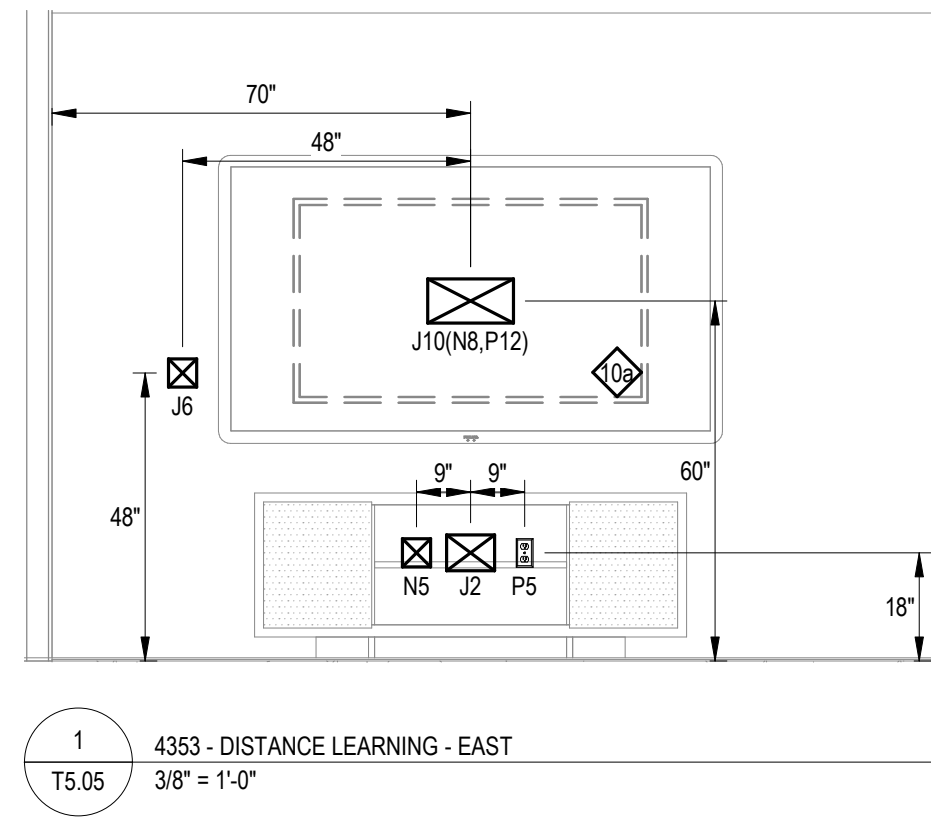
BID DOCUMENTS

© Eskew+Dumez+Ripple 2019  
A Professional Corporation

The intent of the Contract Documents is to include all items necessary for proper execution and completion of the work by Contractor. The Contract Documents are complementary, and what is required by one shall be as binding as if required by all; performance by the Contractor shall be required only to the extent consistent with the Contract Documents and reasonably inferable from them as being necessary to produce the indicated results.

REVISIONS

TECHNOLOGY INFRASTRUCTURE  
ROOM ELEVATIONS



**THE SEXTANT GROUP, INC.**  
 700 WATERFRONT DRIVE  
 SUITE 200  
 PITTSBURGH, PA 15222  
 412.323.8580



AV • IT • SECURITY CONSULTANT

**REPURPOSING INTERIM HOSPITAL  
 LOUISIANA STATE UNIVERSITY  
 MEDICAL CENTER**

2021 PERDIDO ST, NEW ORLEANS, LOUISIANA 70112  
 FP&C PROJECT NO. | 19-604N-16-01, PT. 01, F.19001156;  
 F.19.002168;01-107-05B-13, F.01003750; & 19-604N-05-05,  
 F.19002231 (SUPPLEMENT)

EDR PROJECT NO. | 16053

PROJECT ISSUE DATE | 26 APR 2019

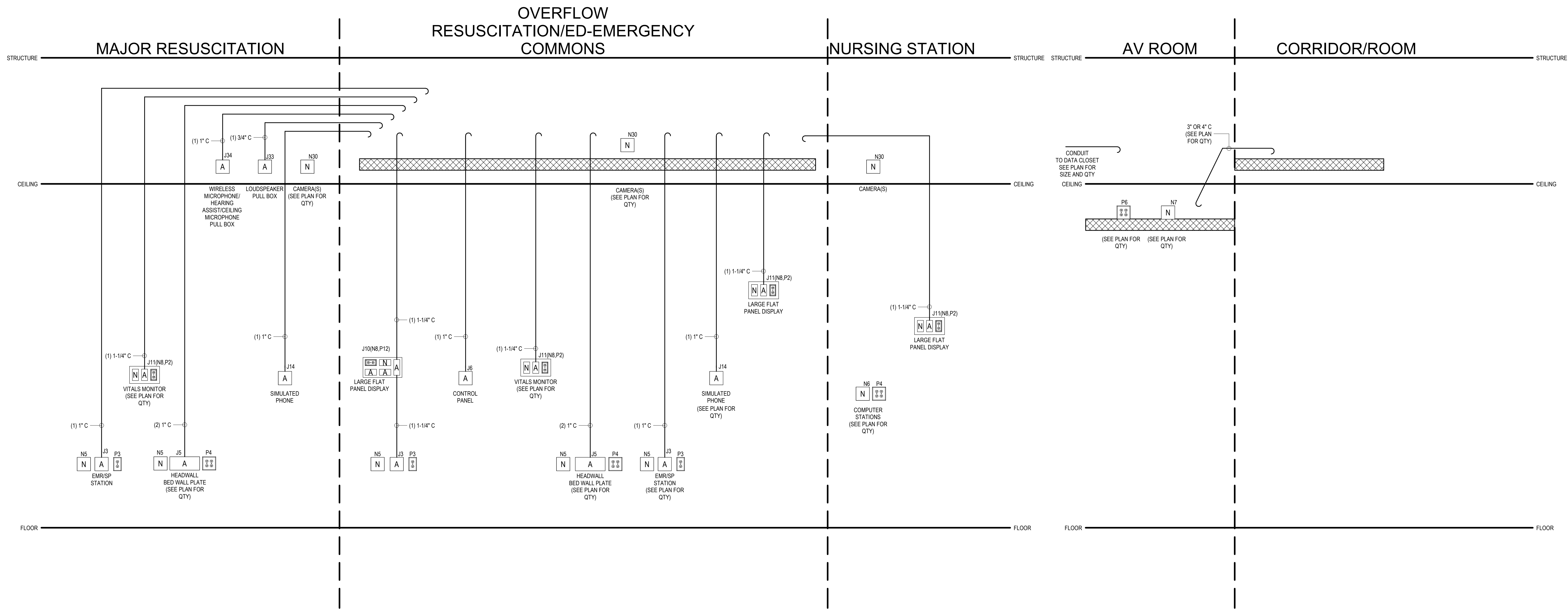
BID DOCUMENTS

© Eskew+Dumez+Ripple 2019  
 A Professional Corporation

The intent of the Contract Documents is to include all items necessary for proper execution and completion of the work by Contractor. The Contract Documents are complementary, and what is required by one shall be as binding as if required by all; performance by the Contractor shall be required only to the extent consistent with the Contract Documents and reasonably inferable from them as being necessary to produce the indicated results.

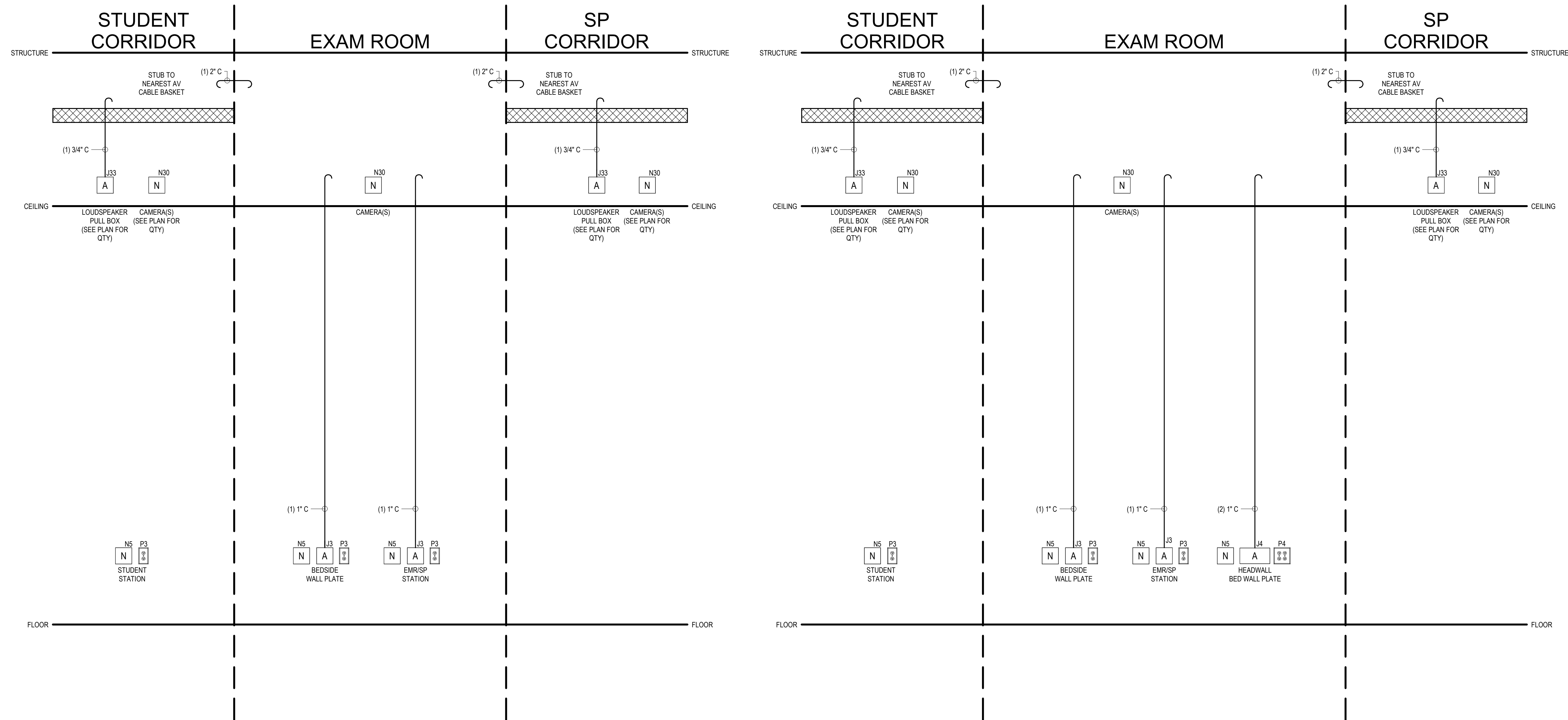
REVISIONS

**TECHNOLOGY INFRASTRUCTURE  
 ROOM ELEVATIONS**



1 RISER-ED AREA  
T6.03 NTS

2 RISER-AV RACK ROOM TYPICAL  
T6.03 NTS



3 RISER-SP EXAM TYPICAL  
T6.03 NTS

4 RISER-SP EXAM LARGE TYPICAL  
T6.03 NTS

### RISER SYMBOLS LEGEND

	AN AUDIOVISUAL DEVICE WHICH CONTAINS A POWER RECEPTACLE AND A TELECOM OUTLET
	AUDIOVISUAL JUNCTION BOX
	TELECOM JUNCTION BOX
	POWER DESIGNATIONS
	CONDUIT STUB
	FLEXIBLE CONDUIT RUN
	CABLE BASKET - SEE PLANS FOR SIZE

**RISER DRAWINGS AND CONDUIT ROUTING**  
THE RISER DRAWINGS ARE DIAGRAMMATIC IN NATURE. CONDUIT PATHS SHOWN ON THE RISERS ARE INTENDED TO CONVEY REQUIRED DEVICE INTERCONNECTION AND SIZES ONLY. ACTUAL CONDUIT ROUTING IN THE FIELD MAY BE REQUIRED TO FOLLOW ROUTING CONTRARY TO THAT IMPLIED BY THE RISER. IN ALL CASES, CONDUIT ROUTES SHALL FOLLOW THE SHORTEST PATH POSSIBLE WHILE COMPLYING WITH INDUSTRY STANDARDS AND BEST PRACTICES.

**CONDUIT AND PULL BOXES**  
ALL CONDUIT RUNS SHALL BE STEEL, THIN-WALL ELECTRICAL METALLIC TUBING (EMT) UNLESS OTHERWISE INDICATED. CONDUIT SIZES AND INTERCONNECTIONS SHALL BE AS INDICATED ON THE RISER DRAWINGS. THE CONTRACTOR SHALL PROVIDE A PULL BOX IMMEDIATELY BEFORE AND AFTER ANY CONDUIT RUN SECTION CONTAINING TWO NINETY-DEGREE TURNS OR ANY SINGLE RUN EXCEEDING FIFTY FEET IN LENGTH REGARDLESS OF WHETHER PULL BOXES ARE SHOWN ON THE DRAWINGS OR NOT.

**CONDUIT STUBS**  
TERMINATE CONDUIT STUBS INTO CLEAR SPACE 18 INCHES ABOVE ACCESSIBLE CEILING IN ROOM INDICATED.

**NYLON BUSHINGS**  
PROVIDE A NYLON BUSHING ON ALL CONDUIT STUBS AND NON-TERMINATING CONDUIT ENDS TO PROTECT WIRE PULLS.

**PULL STRINGS**  
ALL CONDUIT RUNS SHALL BE PROVIDED WITH A PULL STRING.

**POWER DESIGNATORS AND RECEPTACLES**  
POWER DESIGNATORS AND RECEPTACLES WHICH APPEAR ON THE RISER DRAWINGS ARE SHOWN TO INDICATE THEIR REQUIRED ADJACENCY TO AUDIOVISUAL COMPONENTS. REFER TO THE TECHNOLOGY INFRASTRUCTURE PLANS, ELEVATIONS AND DETAILS FOR ADDITIONAL GUIDANCE REGARDING TECHNOLOGY POWER LOCATIONS. REFER TO THE ELECTRICAL DRAWINGS FOR COMPLETE POWER LAYOUTS AND CIRCUITING DETAILS.

**TELECOM OUTLETS**  
JUNCTION BOXES FOR TELECOM OUTLETS WHICH APPEAR ON THE RISER DRAWINGS ARE SHOWN TO INDICATE THEIR REQUIRED ADJACENCY TO AUDIOVISUAL COMPONENTS. REFER TO THE TECHNOLOGY INFRASTRUCTURE PLANS, ELEVATIONS AND DETAILS FOR A COMPLETE LAYOUT OF TELECOM JUNCTION BOXES FOR EACH SPACE.

**CONDUIT MUST BE PROVIDED FOR ALL TELECOM JUNCTION BOXES. SEE THE TELECOMMUNICATIONS TYPICAL CONDUIT RISER FOR CONDUIT REQUIREMENTS FOR EACH TELECOM JUNCTION BOX TYPE.**

REPURPOSING INTERIM HOSPITAL  
LOUISIANA STATE UNIVERSITY  
MEDICAL CENTER  
2021 PERDIDO ST, NEW ORLEANS, LOUISIANA 70112  
FP&C PROJECT NO. | 19-604N-16-01, PT. 01, F.19001156;  
F.19.002168;01-107-05B-13, F.01003750; & 19-604N-05-05,  
F.19002231 (SUPPLEMENT)  
EDR PROJECT NO. | 16053

PROJECT ISSUE DATE | 26 APR 2019

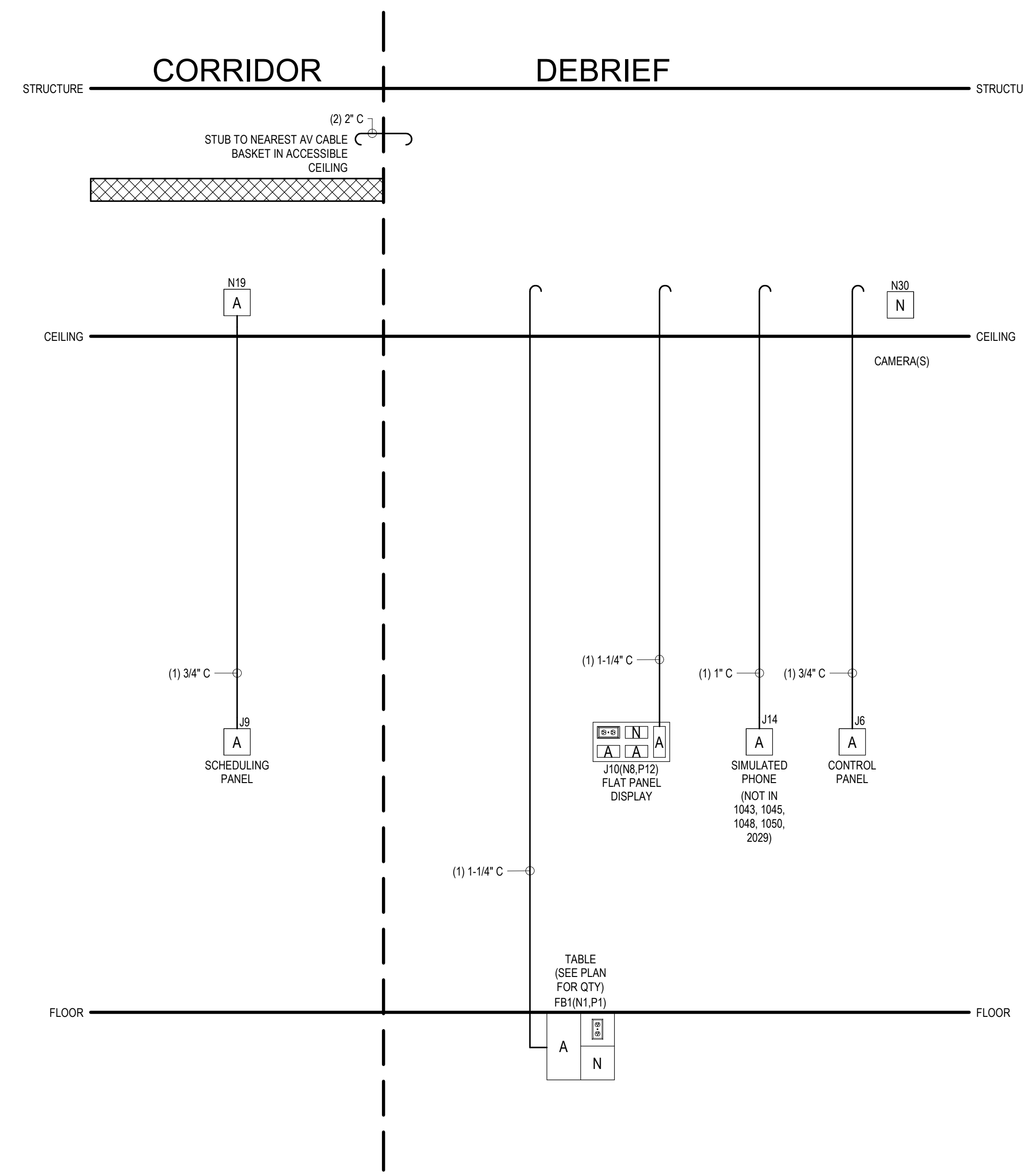
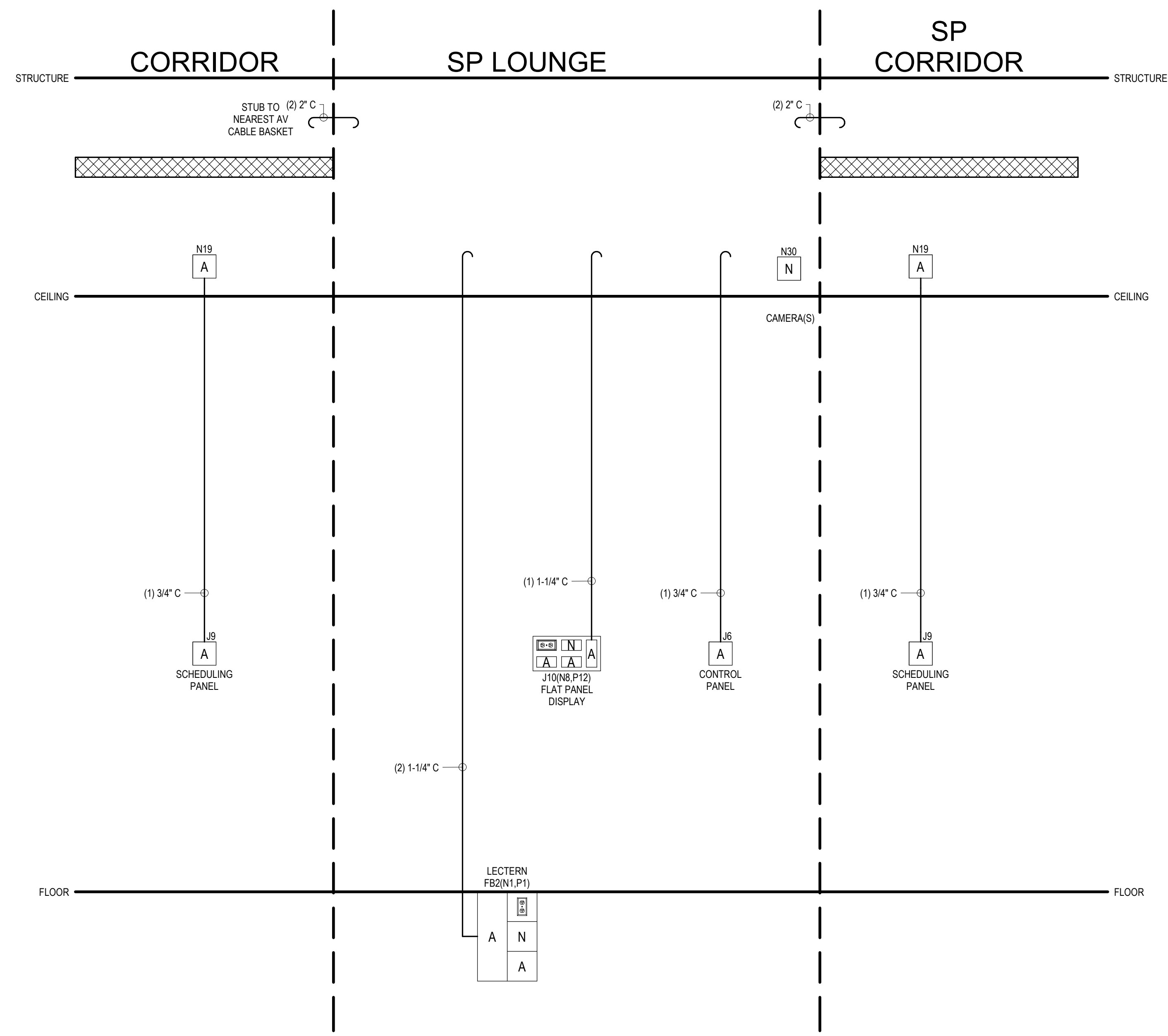
BID DOCUMENTS

© Eskew+Dumez+Ripple 2019  
A Professional Corporation

The intent of the Contract Documents is to include all items necessary for proper execution and completion of the work by Contractor. The Contract Documents are complementary, and what is required by one shall be as binding as if required by all. Performance by the Contractor shall be required only to the extent consistent with the Contract Documents and reasonably inferable from them as being necessary to produce the indicated results.

REVISIONS

TECHNOLOGY INFRASTRUCTURE  
ROOM RISERS



### RISER SYMBOLS LEGEND

	AN AUDIOVISUAL DEVICE WHICH CONTAINS A POWER RECEPTACLE AND A TELECOM OUTLET
	AUDIOVISUAL JUNCTION BOX
	TELECOM JUNCTION BOX
	POWER DESIGNATIONS
	CONDUIT STUB
	FLEXIBLE CONDUIT RUN
	CABLE BASKET - SEE PLANS FOR SIZE

**RISER DRAWINGS AND CONDUIT ROUTING**  
THE RISER DRAWINGS ARE DIAGRAMMATIC IN NATURE. CONDUIT PATHS SHOWN ON THE RISERS ARE INTENDED TO CONVEY REQUIRED DEVICE INTERCONNECTION AND SIZES ONLY. ACTUAL CONDUIT ROUTING IN THE FIELD MAY BE REQUIRED TO FOLLOW ROUTING CONTRARY TO THAT IMPLIED BY THE RISER. IN ALL CASES, CONDUIT ROUTES SHALL FOLLOW THE SHORTEST PATH POSSIBLE WHILE COMPLYING WITH INDUSTRY STANDARDS AND BEST PRACTICES.

**CONDUIT AND PULL BOXES**  
ALL CONDUIT RUNS SHALL BE STEEL, THIN-WALL ELECTRICAL METALLIC TUBING (EMT) UNLESS OTHERWISE INDICATED. CONDUIT SIZES AND INTERCONNECTIONS SHALL BE AS INDICATED ON THE RISER DRAWINGS. THE CONTRACTOR SHALL PROVIDE A PULL BOX IMMEDIATELY BEFORE AND AFTER ANY CONDUIT RUN SECTION CONTAINING TWO NINETY-DEGREE TURNS OR ANY SINGLE RUN EXCEEDING FIFTY FEET IN LENGTH REGARDLESS OF WHETHER PULL BOXES ARE SHOWN ON THE DRAWINGS OR NOT.

**CONDUIT STUBS**  
TERMINATE CONDUIT STUBS INTO CLEAR SPACE 18 INCHES ABOVE ACCESSIBLE CEILING IN ROOM INDICATED.

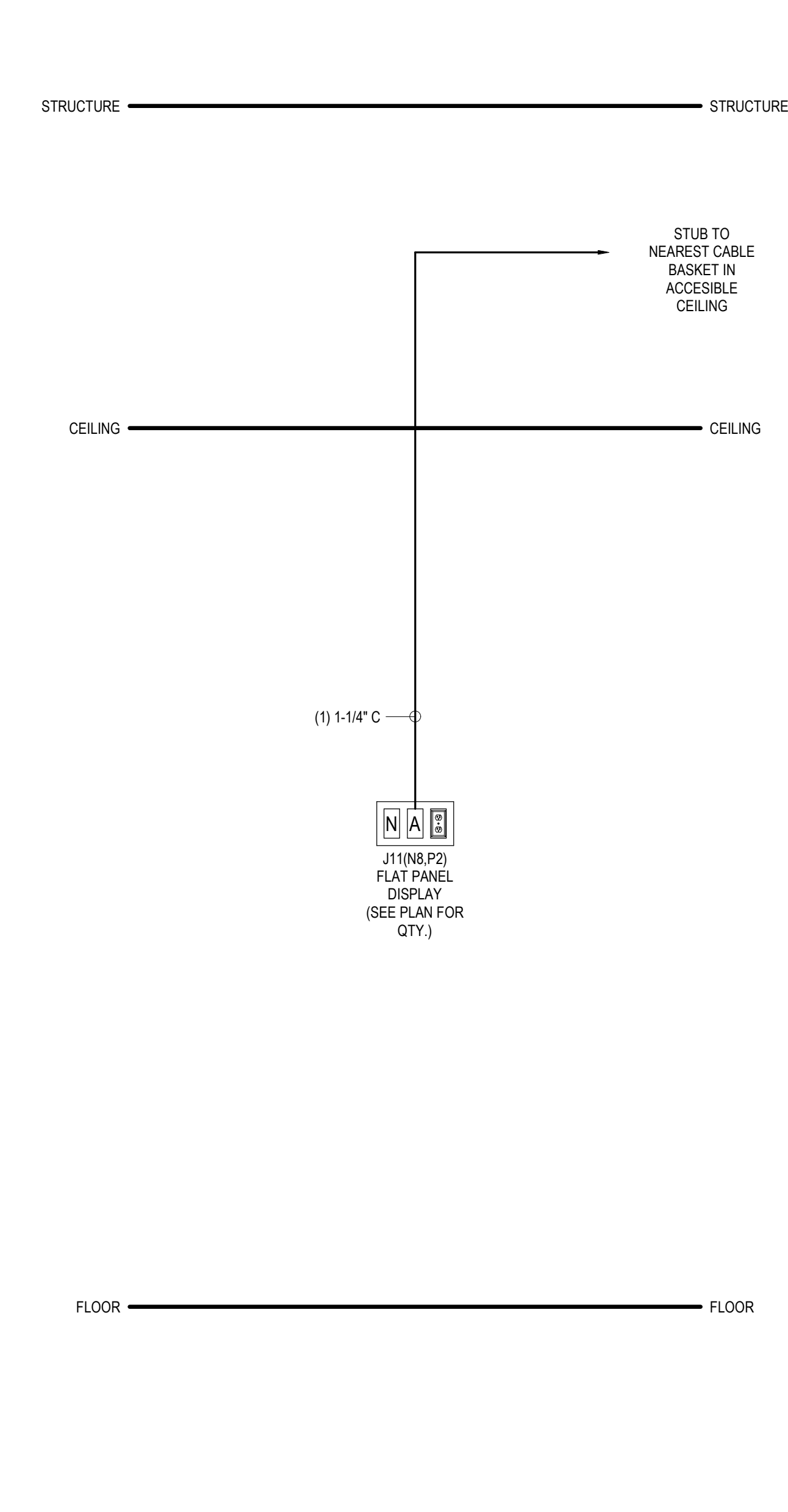
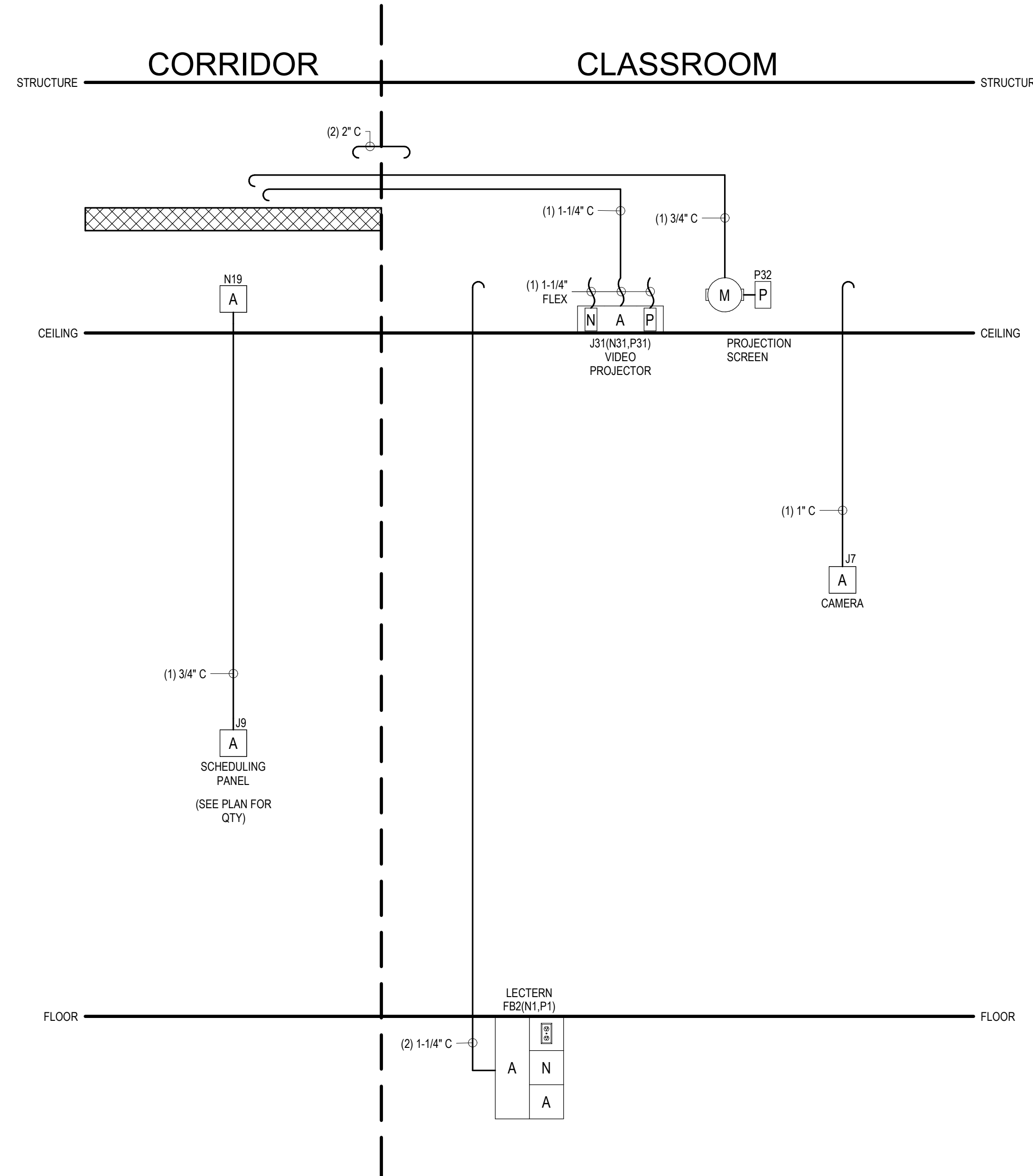
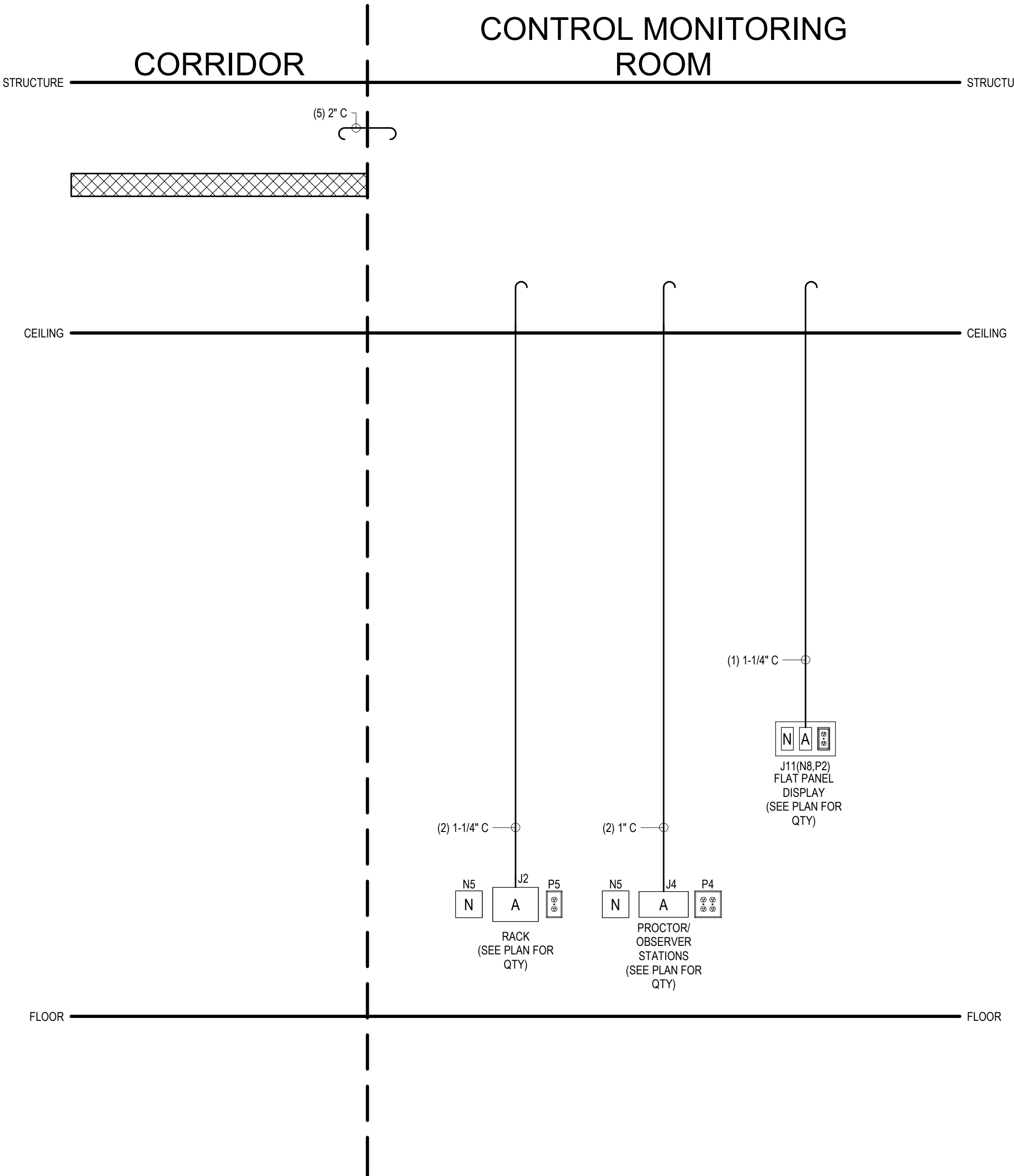
**NYLON BUSHINGS**  
PROVIDE A NYLON BUSHING ON ALL CONDUIT STUBS AND NON-TERMINATING CONDUIT ENDS TO PROTECT WIRE PULLS.

**PULL STRINGS**  
ALL CONDUIT RUNS SHALL BE PROVIDED WITH A PULL STRING.

**POWER DESIGNATORS AND RECEPTACLES**  
POWER DESIGNATORS AND RECEPTACLES WHICH APPEAR ON THE RISER DRAWINGS ARE SHOWN TO INDICATE THEIR REQUIRED ADJACENCY TO AUDIOVISUAL COMPONENTS. REFER TO THE TECHNOLOGY INFRASTRUCTURE PLANS, ELEVATIONS AND DETAILS FOR ADDITIONAL GUIDANCE REGARDING TECHNOLOGY POWER LOCATIONS. REFER TO THE ELECTRICAL DRAWINGS FOR COMPLETE POWER LAYOUTS AND ROUTING DETAILS.

**TELECOM OUTLETS**  
JUNCTION BOXES FOR TELECOM OUTLETS WHICH APPEAR ON THE RISER DRAWINGS ARE SHOWN TO INDICATE THEIR REQUIRED ADJACENCY TO AUDIOVISUAL COMPONENTS. REFER TO THE TECHNOLOGY INFRASTRUCTURE PLANS, ELEVATIONS AND DETAILS FOR A COMPLETE LAYOUT OF TELECOM JUNCTION BOXES FOR EACH SPACE.

CONDUIT MUST BE PROVIDED FOR ALL TELECOM JUNCTION BOXES. SEE THE "TELECOMMUNICATIONS TYPICAL CONDUIT RISER" FOR CONDUIT REQUIREMENTS FOR EACH TELECOM JUNCTION BOX TYPE.



FOR AV CONTRACTOR REFERENCE ONLY

REPURPOSING INTERIM HOSPITAL  
LOUISIANA STATE UNIVERSITY  
MEDICAL CENTER

2021 PERDIDO ST, NEW ORLEANS, LOUISIANA 70112  
FP&C PROJECT NO. | 19-604N-16-01, PT. 01, F.19001156;  
F.19.002168;01-107-05B-13, F.01003750; & 19-604N-05-05,  
F.19002231 (SUPPLEMENT)  
EDR PROJECT NO. | 16053

PROJECT ISSUE DATE | 26 APR 2019

BID DOCUMENTS

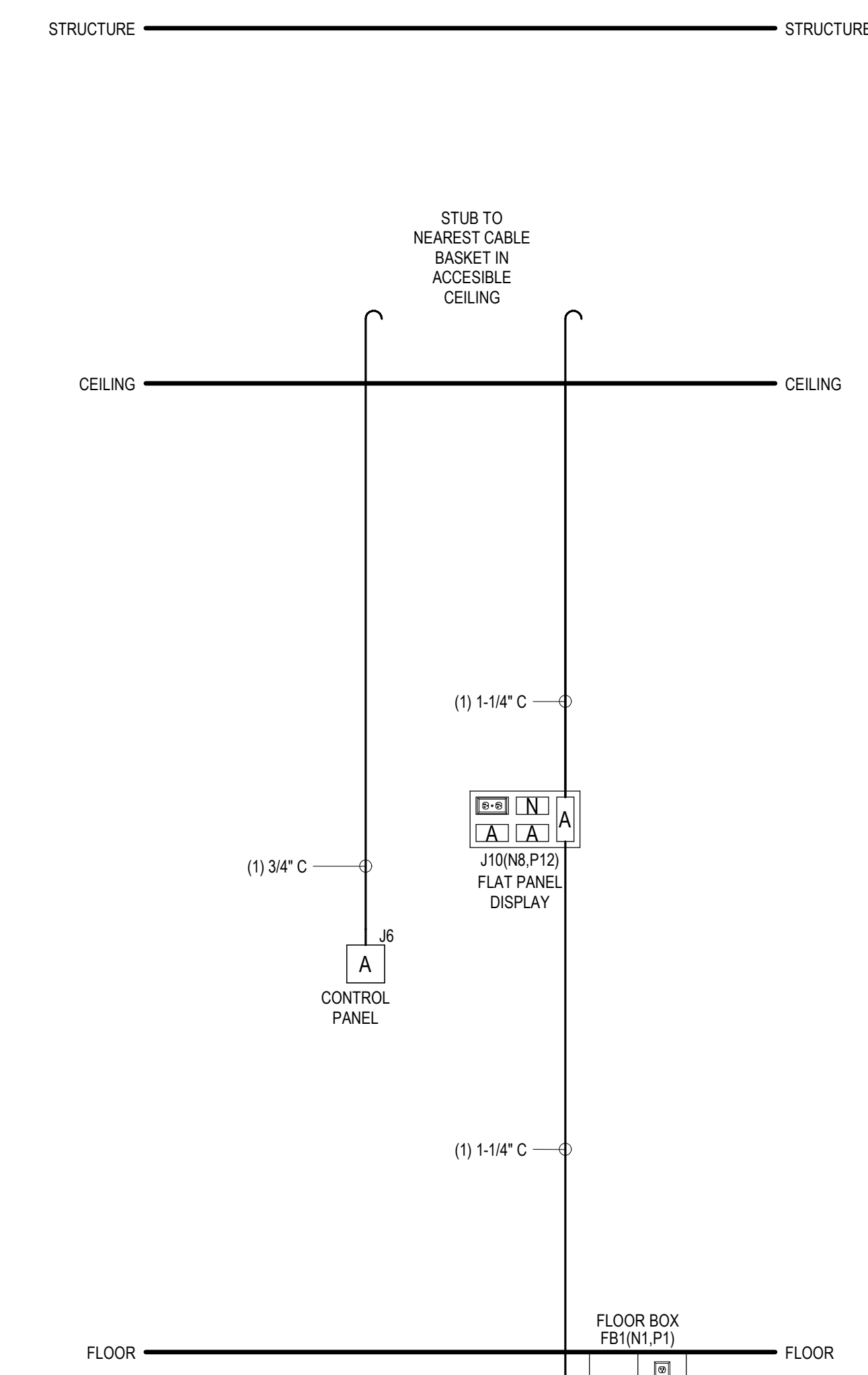
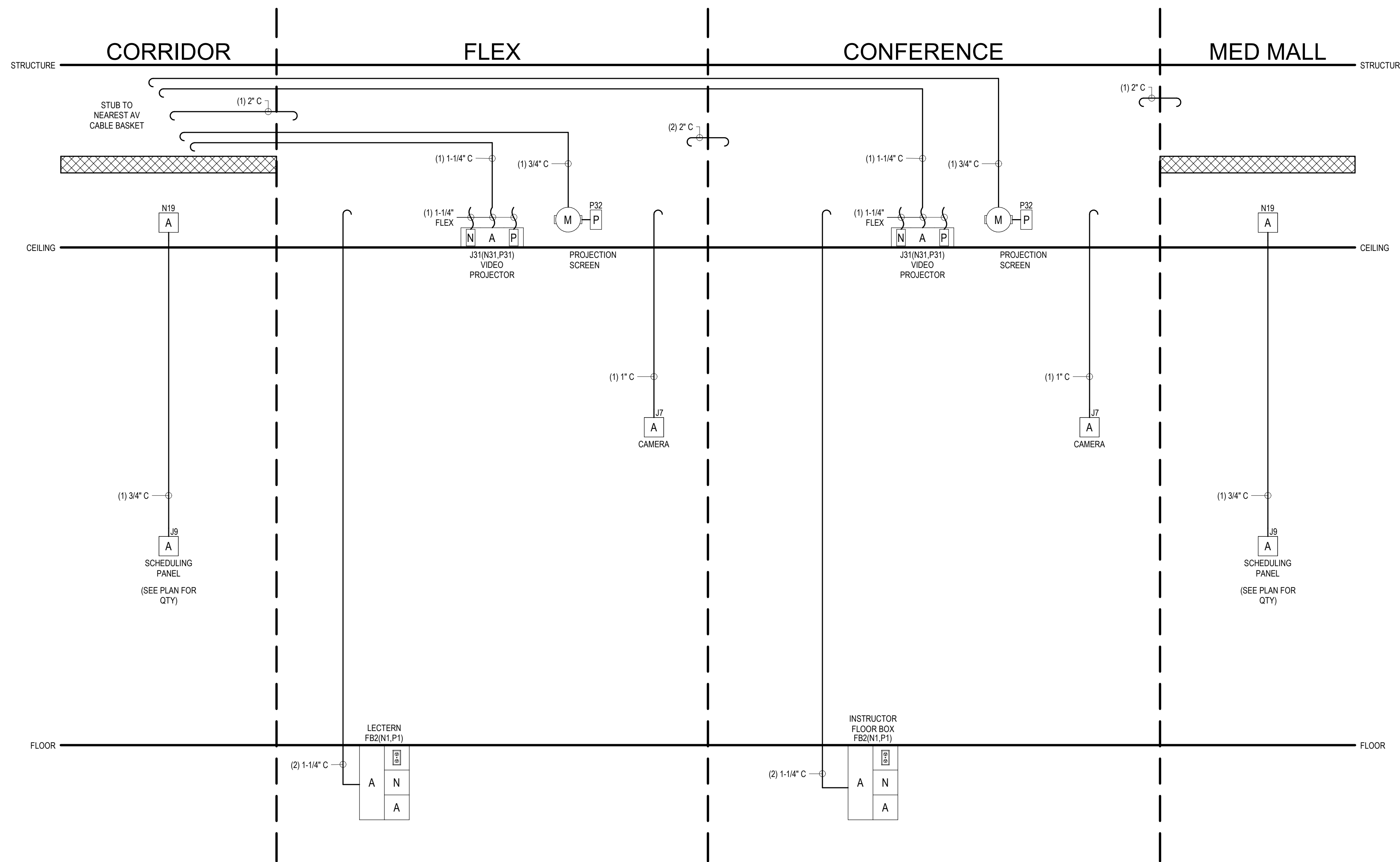
© Eskew+Dumez+Ripple 2019  
A Professional Corporation

The intent of the Contract Documents is to include all items necessary for proper execution and completion of the work by Contractor. The Contract Documents are complementary, and what is required by one shall be as binding as if required by all; performance by the Contractor shall be required only to the extent consistent with the Contract Documents and reasonably inferable from them as being necessary to produce the indicated results.

REVISIONS

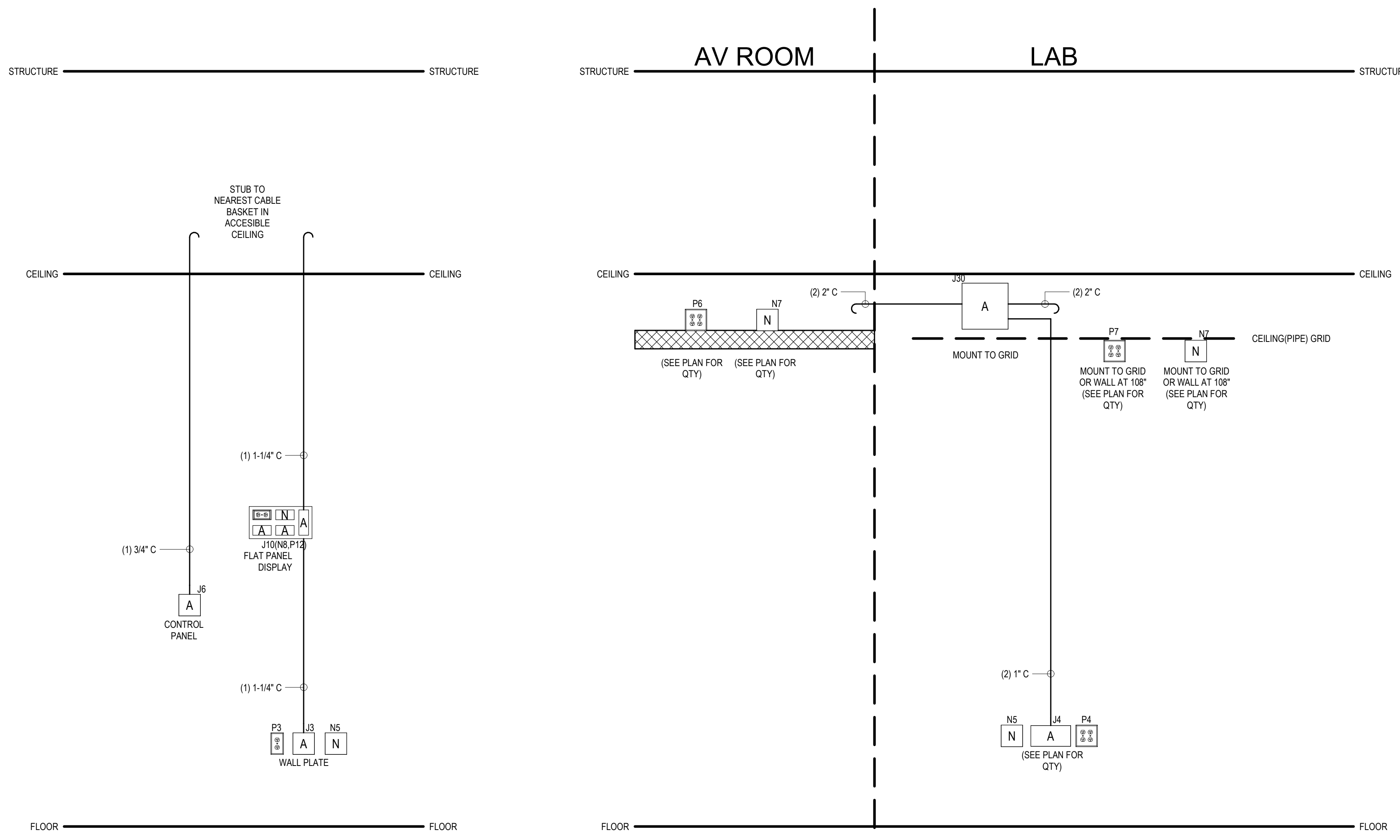
TECHNOLOGY INFRASTRUCTURE  
ROOM RISERS





1 RISER-FLEX(1026)/CONFERENCE(1024)  
T6.05 NTS

2 RISER-COLLABORATION / SIGNAGE TYPICAL 1  
T6.05 NTS



### RISER SYMBOLS LEGEND

	AN AUDIOVISUAL DEVICE WHICH CONTAINS A POWER RECEPTACLE AND A TELECOM OUTLET
	AUDIOVISUAL JUNCTION BOX
	TELECOM JUNCTION BOX
	POWER DESIGNATIONS
	CONDUIT STUB
	FLEXIBLE CONDUIT RUN
	CABLE BASKET - SEE PLANS FOR SIZE

**RISER DRAWINGS AND CONDUIT ROUTING**  
THE RISER DRAWINGS ARE DIAGNOSTIC IN NATURE. CONDUIT PATHS SHOWN ON THE RISERS ARE INTENDED TO CONVEY REQUIRED DEVICE INTERCONNECTION AND SIZES ONLY. ACTUAL CONDUIT ROUTING IN THE FIELD MAY BE REQUIRED TO FOLLOW ROUTING CONTRARY TO THAT IMPLIED BY THE RISER. IN ALL CASES, CONDUIT ROUTES SHALL FOLLOW THE SHORTEST PATH POSSIBLE WHILE COMPLYING WITH INDUSTRY STANDARDS AND BEST PRACTICES.

**CONDUIT AND PULL BOXES**  
ALL CONDUIT RUNS SHALL BE STEEL, THIN-WALL ELECTRICAL METALLIC TUBING (EMT) UNLESS OTHERWISE INDICATED. CONDUIT SIZES AND INTERCONNECTIONS SHALL BE AS INDICATED ON THE RISER DRAWINGS. THE CONTRACTOR SHALL PROVIDE A PULL BOX IMMEDIATELY BEFORE AND AFTER ANY CONDUIT RUN SECTION CONTAINING TWO NINETY-DEGREE TURNS OR ANY SINGLE RUN EXCEEDING FIFTY FEET IN LENGTH, REGARDLESS OF WHETHER PULL BOXES ARE SHOWN ON THE DRAWINGS OR NOT.

**CONDUIT STUBS**  
TERMINATE CONDUIT STUBS INTO CLEAR SPACE 18 INCHES ABOVE ACCESSIBLE CEILING IN ROOM INDICATED.

**NYLON BUSHINGS**  
PROVIDE A NYLON BUSHING ON ALL CONDUIT STUBS AND NON-TERMINATING CONDUIT ENDS TO PROTECT WIRE PULLS.

**PULL STRINGS**  
ALL CONDUIT RUNS SHALL BE PROVIDED WITH A PULL STRING.

**POWER DESIGNATORS AND RECEPTACLES**  
POWER DESIGNATORS AND RECEPTACLES WHICH APPEAR ON THE RISER DRAWINGS ARE SHOWN TO INDICATE THEIR REQUIRED ADJACENCY TO AUDIOVISUAL COMPONENTS. REFER TO THE TECHNOLOGY INFRASTRUCTURE PLANS, ELEVATIONS AND DETAILS FOR ADDITIONAL GUIDANCE REGARDING TECHNOLOGY POWER LOCATIONS. REFER TO THE ELECTRICAL DRAWINGS FOR COMPLETE POWER LAYOUTS AND CIRCUITING DETAILS.

**TELECOM OUTLETS**  
JUNCTION BOXES FOR TELECOM OUTLETS WHICH APPEAR ON THE RISER DRAWINGS ARE SHOWN TO INDICATE THEIR REQUIRED ADJACENCY TO AUDIOVISUAL COMPONENTS. REFER TO THE TECHNOLOGY INFRASTRUCTURE PLANS, ELEVATIONS AND DETAILS FOR A COMPLETE LAYOUT OF TELECOM JUNCTION BOXES FOR EACH SPACE.

CONDUIT MUST BE PROVIDED FOR ALL TELECOM JUNCTION BOXES. SEE THE "TELECOMMUNICATIONS TYPICAL CONDUIT RISER" FOR CONDUIT REQUIREMENTS FOR EACH TELECOM JUNCTION BOX TYPE.

**REPURPOSING INTERIM HOSPITAL LOUISIANA STATE UNIVERSITY MEDICAL CENTER**

2021 PERDIDO ST, NEW ORLEANS, LOUISIANA 70112  
FP&C PROJECT NO. | 19-604N-16-01, PT. 01, F.19001156;  
F.19.002168;01-107-05B-13, F.01003750; & 19-604N-05-05,  
F.19002231 (SUPPLEMENT)

EDR PROJECT NO. | 16053  
PROJECT ISSUE DATE | 26 APR 2019

BID DOCUMENTS

© Eskew+Dumez+Ripple 2019  
A Professional Corporation

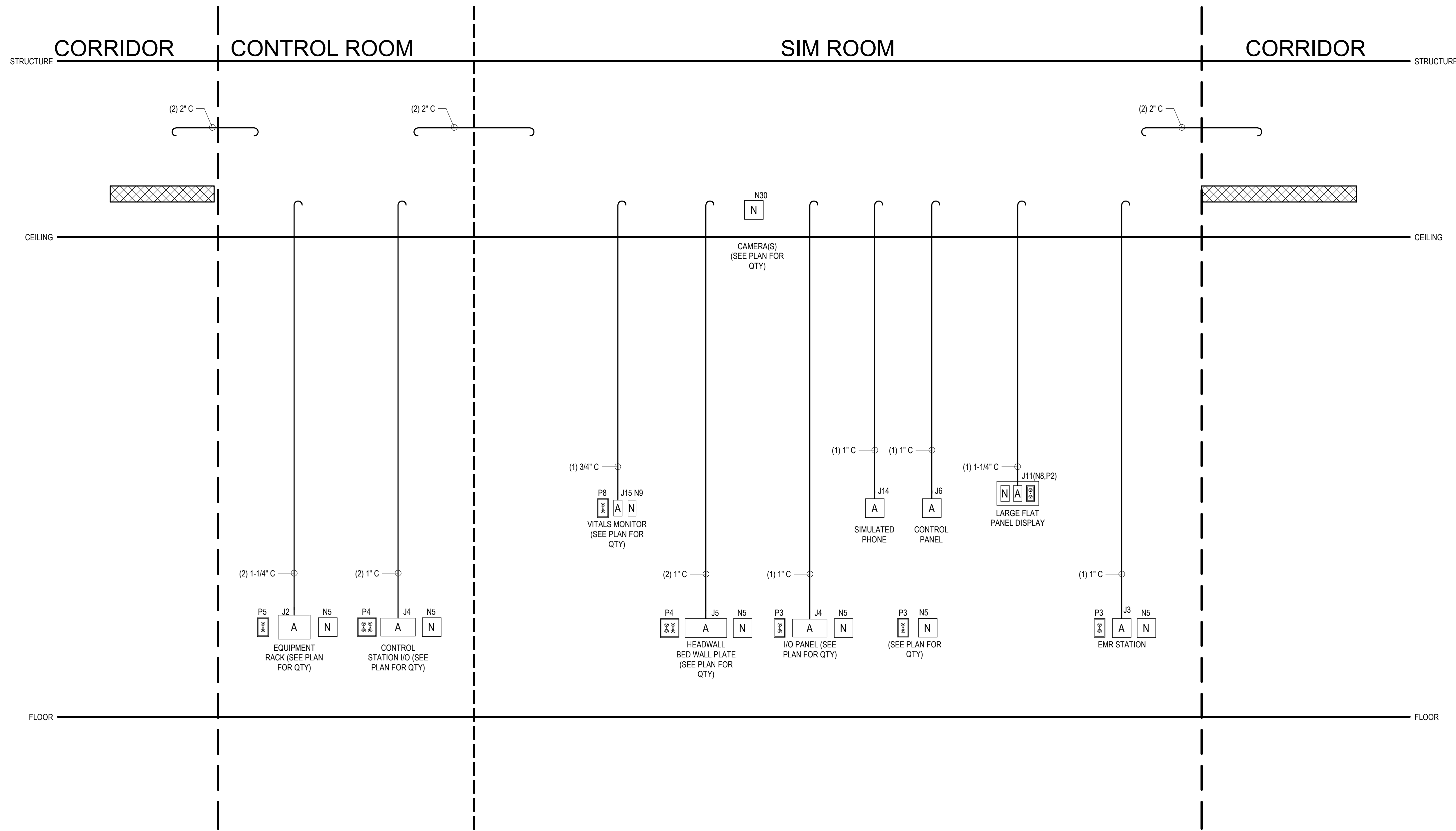
The intent of the Contract Documents is to include all items necessary for proper execution and completion of the work by Contractor. The Contract Documents are complementary, and what is required by one shall be as binding as if required by all; performance by the Contractor shall be required only to the extent consistent with the Contract Documents and reasonably inferable from them as being necessary to produce the indicated results.

REVISIONS

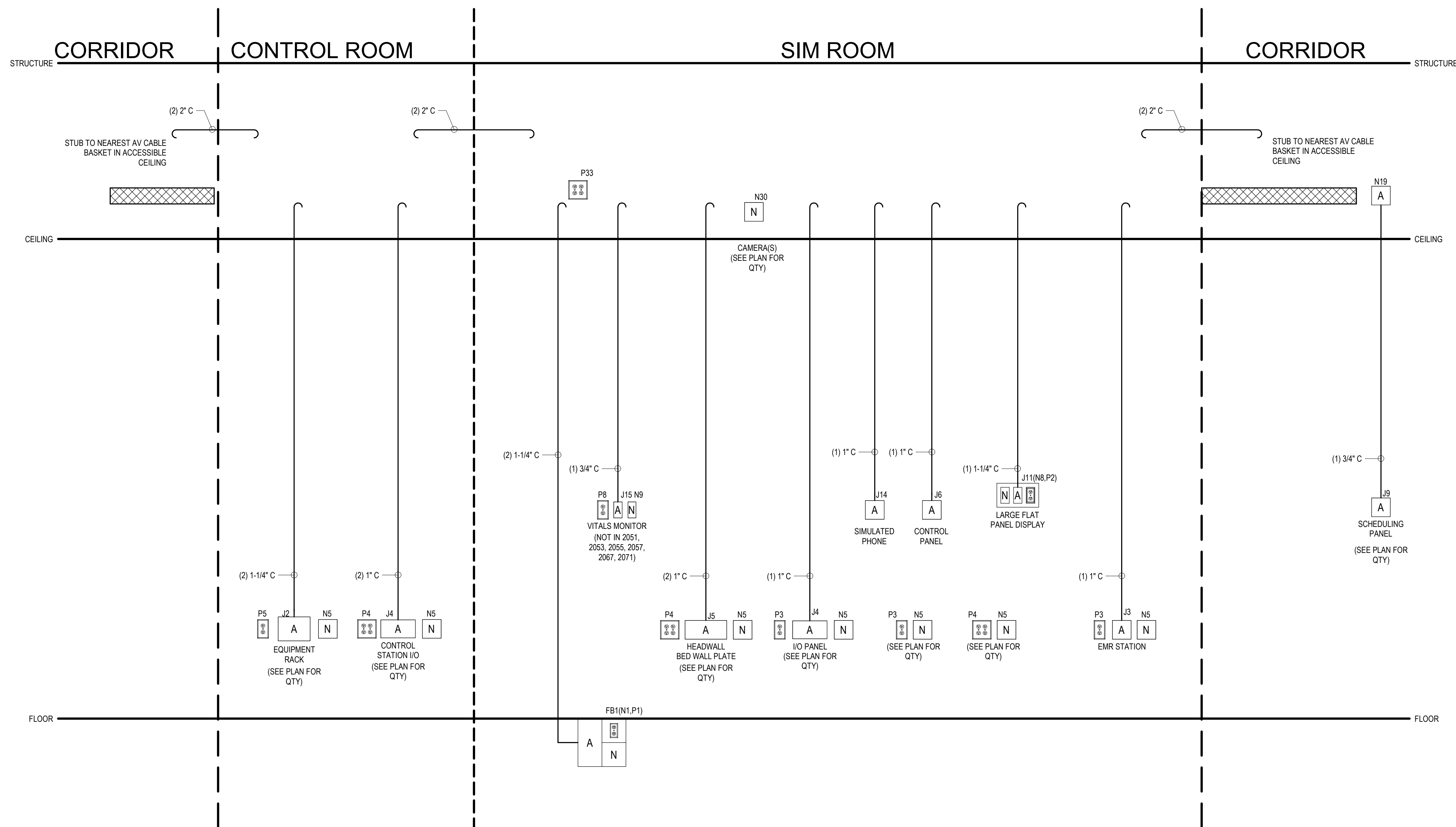
**TECHNOLOGY INFRASTRUCTURE ROOM RISERS**

3 RISER-COLLABORATION / SIGNAGE TYPICAL 2  
T6.05 NTS

4 RISER-MED MALL LAB TYPICAL  
T6.05 NTS



1 RISER-SIM TYPICAL NTS



2 RISER-SIM OR TYPICAL NTS

RISER SYMBOLS LEGEND	
	AN AUDIOVISUAL DEVICE WHICH CONTAINS A POWER RECEPTACLE AND A TELECOM OUTLET
	AUDIOVISUAL JUNCTION BOX
	TELECOM JUNCTION BOX
	POWER DESIGNATIONS
	CONDUIT STUB
	FLEXIBLE CONDUIT RUN
	CABLE BASKET - SEE PLANS FOR SIZE
<b>RISER DRAWINGS AND CONDUIT ROUTING</b> THE RISER DRAWINGS ARE DIAGRAMMATIC IN NATURE. CONDUIT PATHS SHOWN ON THE RISERS ARE INTENDED TO CONVEY REQUIRED DEVICE INTERCONNECTION AND SIZES ONLY. ACTUAL CONDUIT ROUTING IN THE FIELD MAY BE REQUIRED TO FOLLOW ROUTING CONTRARY TO THAT IMPLIED BY THE RISER. IN ALL CASES, CONDUIT ROUTES SHALL FOLLOW THE SHORTEST PATH POSSIBLE WHILE COMPLYING WITH INDUSTRY STANDARDS AND BEST PRACTICES.	
<b>CONDUIT AND PULL BOXES</b> ALL CONDUIT RUNS SHALL BE STEEL, THIN-WALL ELECTRICAL METALLIC TUBING (EMT) UNLESS OTHERWISE INDICATED. CONDUIT SIZES AND INTERCONNECTIONS SHALL BE AS INDICATED ON THE RISER DRAWINGS. THE CONTRACTOR SHALL PROVIDE A PULL BOX IMMEDIATELY BEFORE AND AFTER ANY CONDUIT RUN SECTION CONTAINING TWO NINETY-DEGREE TURNS OR ANY SINGLE RUN EXCEEDING FIFTY FEET IN LENGTH REGARDLESS OF WHETHER PULL BOXES ARE SHOWN ON THE DRAWINGS OR NOT.	
<b>CONDUIT STUBS</b> TERMINATE CONDUIT STUBS INTO CLEAR SPACE 18 INCHES ABOVE ACCESSIBLE CEILING IN ROOM INDICATED.	
<b>NYLON BUSHINGS</b> PROVIDE A NYLON BUSHING ON ALL CONDUIT STUBS AND NON-TERMINATING CONDUIT ENDS TO PROTECT WIRE PULLS.	
<b>PULL STRINGS</b> ALL CONDUIT RUNS SHALL BE PROVIDED WITH A PULL STRING.	
<b>POWER DESIGNATORS AND RECEPTACLES</b> POWER DESIGNATORS AND RECEPTACLES WHICH APPEAR ON THE RISER DRAWINGS ARE SHOWN TO INDICATE THEIR REQUIRED ADJACENCY TO AUDIOVISUAL COMPONENTS. REFER TO THE TECHNOLOGY INFRASTRUCTURE PLANS, ELEVATIONS AND DETAILS FOR ADDITIONAL GUIDANCE REGARDING TECHNOLOGY POWER LOCATIONS. REFER TO THE ELECTRICAL DRAWINGS FOR COMPLETE POWER LAYOUTS AND CIRCUITING DETAILS.	
<b>TELECOM OUTLETS</b> JUNCTION BOXES FOR TELECOM OUTLETS WHICH APPEAR ON THE RISER DRAWINGS ARE SHOWN TO INDICATE THEIR REQUIRED ADJACENCY TO AUDIOVISUAL COMPONENTS. REFER TO THE TECHNOLOGY INFRASTRUCTURE PLANS, ELEVATIONS AND DETAILS FOR A COMPLETE LAYOUT OF TELECOM JUNCTION BOXES FOR EACH SPACE.	
CONDUIT MUST BE PROVIDED FOR ALL TELECOM JUNCTION BOXES. SEE THE "TELECOMMUNICATIONS TYPICAL CONDUIT RISER" FOR CONDUIT REQUIREMENTS FOR EACH TELECOM JUNCTION BOX TYPE.	

**REPURPOSING INTERIM HOSPITAL LOUISIANA STATE UNIVERSITY MEDICAL CENTER**

2021 PERDIDO ST, NEW ORLEANS, LOUISIANA 70112  
 FP&C PROJECT NO. | 19-604N-16-01, PT. 01, F.19001156;  
 F.19.002168;01-107-05B-13, F.01003750; & 19-604N-05-05,  
 F.19002231 (SUPPLEMENT)

EDR PROJECT NO. | 16053

PROJECT ISSUE DATE | 26 APR 2019

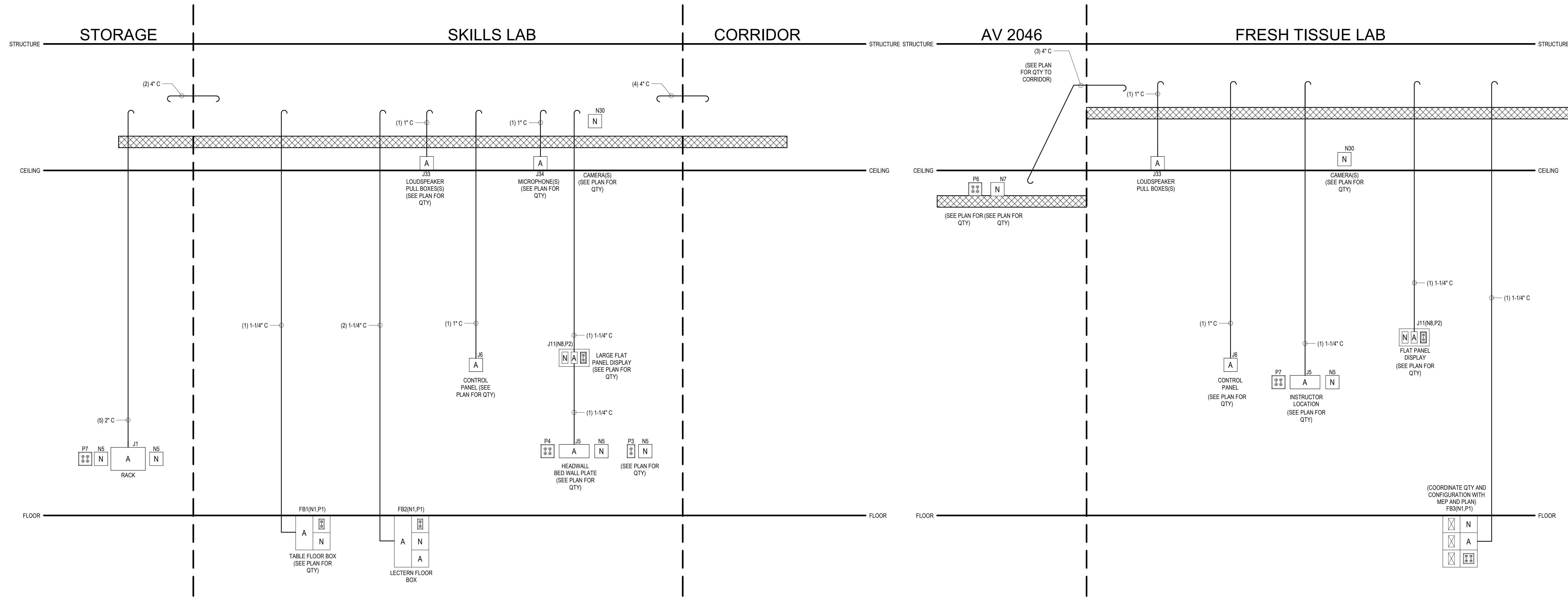
BID DOCUMENTS

© Eskew+Dumez+Ripple 2019  
 A Professional Corporation

The intent of the Contract Documents is to include all items necessary for proper execution and completion of the work by Contractor. The Contract Documents are complementary, and what is required by one shall be as binding as if required by all; performance by the Contractor shall be required only to the extent consistent with the Contract Documents and reasonably inferable from them as being necessary to produce the indicated results.

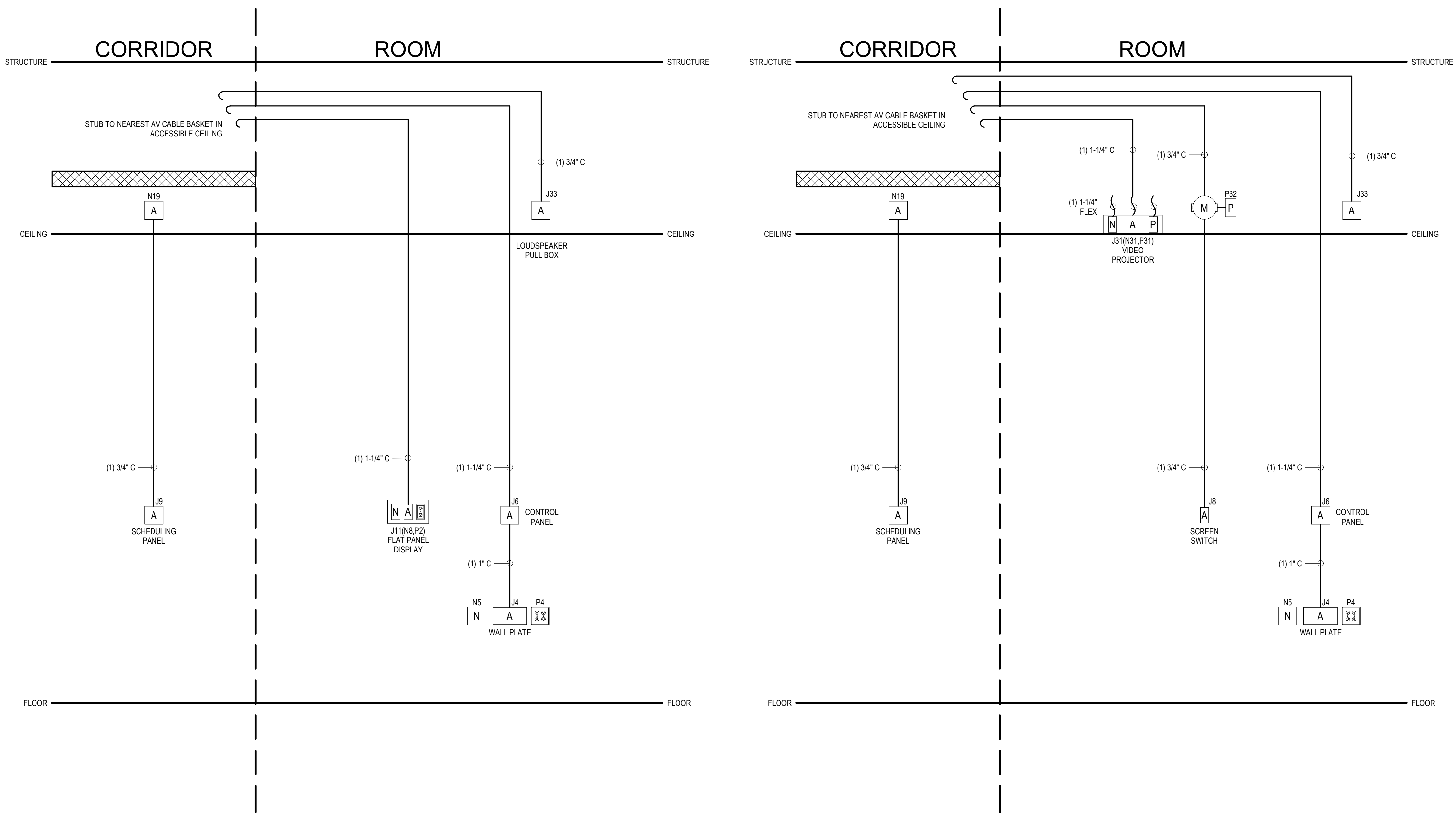
REVISIONS

**TECHNOLOGY INFRASTRUCTURE ROOM RISERS**



1 RISER-INTERPROFESSIONAL CLINICAL TRAINING LAB  
T6.07 NTS

2 RISER-FRESH TISSUE LAB  
T6.07 NTS



3 RISER-GROUP FITNESS TYPICAL 1  
T6.07 NTS

4 RISER-GROUP FITNESS/SPINNING TYPICAL  
T6.07 NTS

### RISER SYMBOLS LEGEND

	AN AUDIOVISUAL DEVICE WHICH CONTAINS A POWER RECEPTACLE AND A TELECOM OUTLET
	AUDIOVISUAL JUNCTION BOX
	TELECOM JUNCTION BOX
	POWER DESIGNATIONS
	CONDUIT STUB
	FLEXIBLE CONDUIT RUN
	CABLE BASKET - SEE PLANS FOR SIZE

**RISER DRAWINGS AND CONDUIT ROUTING**  
THE RISER DRAWINGS ARE DIAGRAMMATIC IN NATURE. CONDUIT PATHS SHOWN ON THE RISERS ARE INTENDED TO CONVEY REQUIRED DEVICE INTERCONNECTION AND SIZES ONLY. ACTUAL CONDUIT ROUTING IN THE FIELD MAY BE REQUIRED TO FOLLOW ROUTING CONTRARY TO THAT IMPLIED BY THE RISER IN ALL CASES. CONDUIT ROUTES SHALL FOLLOW THE SHORTEST PATH POSSIBLE WHILE COMPLYING WITH INDUSTRY STANDARDS AND BEST PRACTICES.

**CONDUIT AND PULL BOXES**  
ALL CONDUIT RUNS SHALL BE STEEL, THIN-WALL ELECTRICAL METALLIC TUBING (EMT) UNLESS OTHERWISE INDICATED. CONDUIT SIZES AND INTERCONNECTIONS SHALL BE AS INDICATED ON THE RISER DRAWINGS. THE CONTRACTOR SHALL PROVIDE A PULL BOX IMMEDIATELY BEFORE AND AFTER ANY CONDUIT RUN SECTION CONTAINING TWO NINETY DEGREE TURNS OR ANY SINGLE RUN EXCEEDING FIFTY FEET IN LENGTH REGARDLESS OF WHETHER PULL BOXES ARE SHOWN ON THE DRAWINGS OR NOT.

**CONDUIT STUBS**  
TERMINATE CONDUIT STUBS INTO CLEAR SPACE 18 INCHES ABOVE ACCESSIBLE CEILING IN ROOM INDICATED.

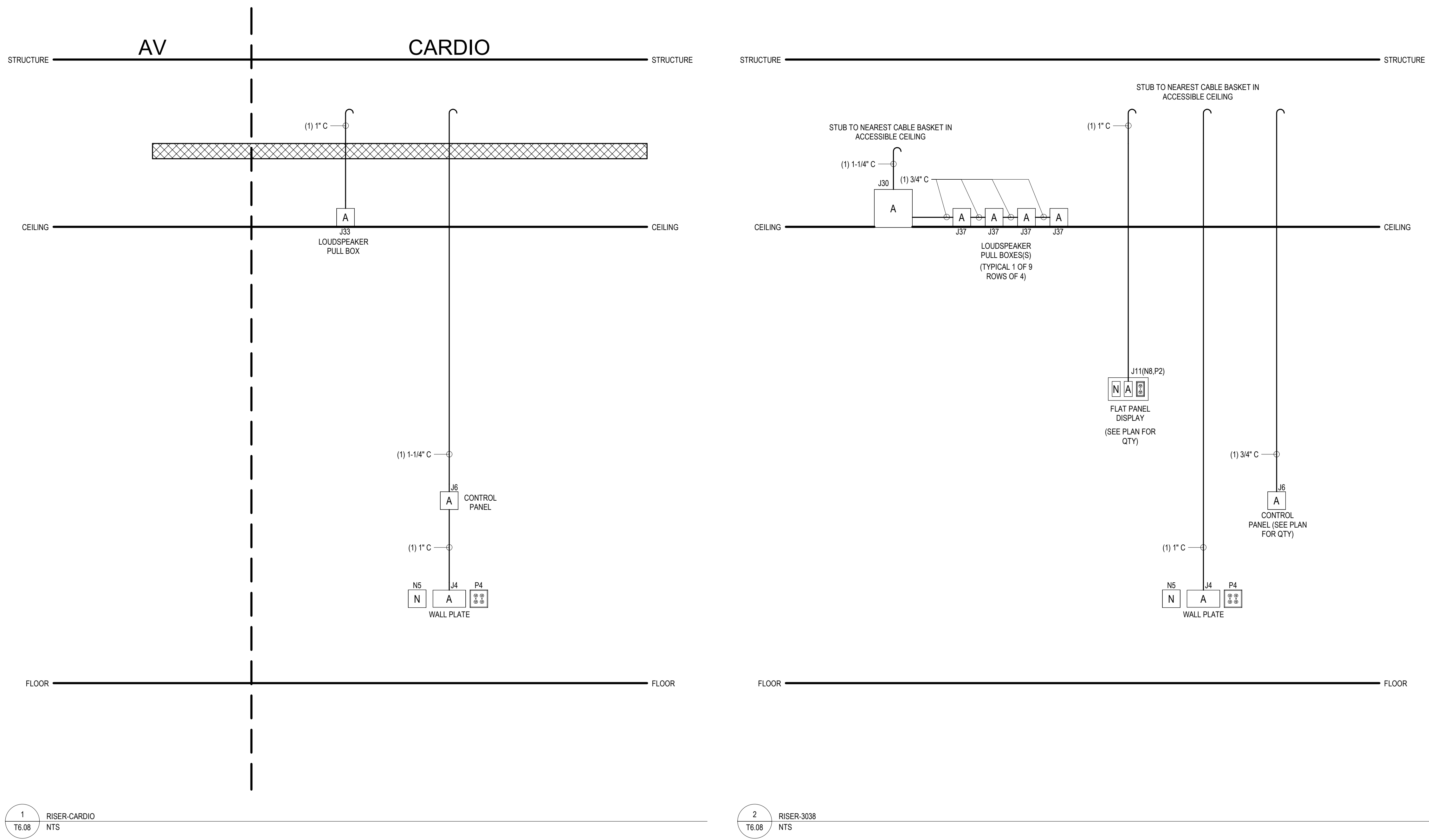
**NYLON BUSHINGS**  
PROVIDE A NYLON BUSHING ON ALL CONDUIT STUBS AND NON-TERMINATING CONDUIT ENDS TO PROTECT WIRE PULLS.

**PULL STRINGS**  
ALL CONDUIT RUNS SHALL BE PROVIDED WITH A PULL STRING.

**POWER DESIGNATORS AND RECEPTACLES**  
POWER DESIGNATORS AND RECEPTACLES WHICH APPEAR ON THE RISER DRAWINGS ARE SHOWN TO INDICATE THEIR REQUIRED ADJACENCY TO AUDIOVISUAL COMPONENTS. REFER TO THE TECHNOLOGY INFRASTRUCTURE PLANS, ELEVATIONS AND DETAILS FOR ADDITIONAL GUIDANCE REGARDING TECHNOLOGY POWER LOCATIONS. REFER TO THE ELECTRICAL DRAWINGS FOR COMPLETE POWER LAYOUTS AND CIRCUITING DETAILS.

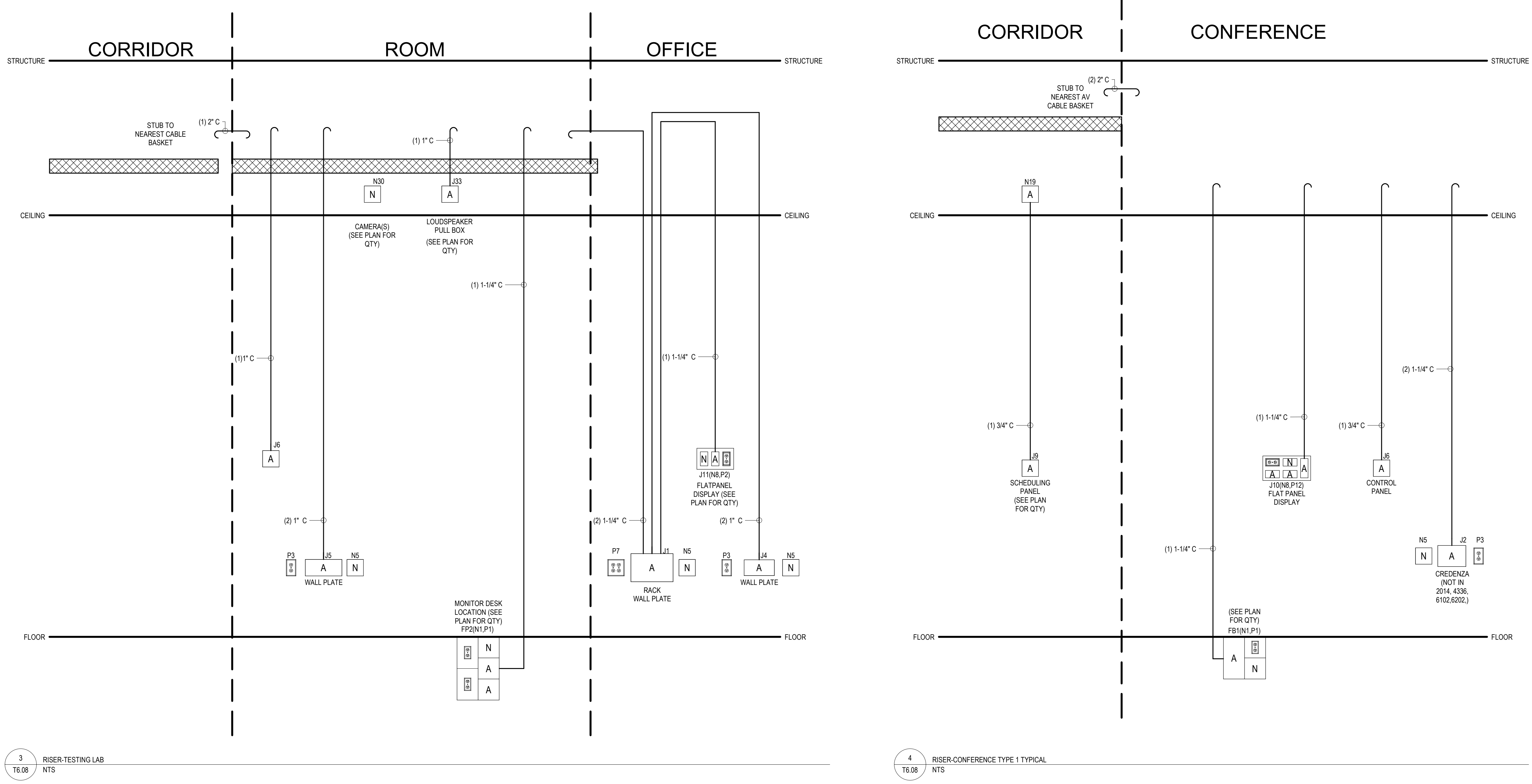
**TELECOM OUTLETS**  
JUNCTION BOXES FOR TELECOM OUTLETS WHICH APPEAR ON THE RISER DRAWINGS ARE SHOWN TO INDICATE THEIR REQUIRED ADJACENCY TO AUDIOVISUAL COMPONENTS. REFER TO THE TECHNOLOGY INFRASTRUCTURE PLANS, ELEVATIONS AND DETAILS FOR A COMPLETE LAYOUT OF TELECOM JUNCTION BOXES FOR EACH SPACE.

CONDUIT MUST BE PROVIDED FOR ALL TELECOM JUNCTION BOXES. SEE THE "TELECOMMUNICATIONS TYPICAL CONDUIT RISER" FOR CONDUIT REQUIREMENTS FOR EACH TELECOM JUNCTION BOX TYPE.



1 RISER-CARDIO  
T6.08 NTS

2 RISER-3038  
T6.08 NTS



3 RISER-TESTING LAB  
T6.08 NTS

4 RISER-CONFERENCE TYPE 1 TYPICAL  
T6.08 NTS

### RISER SYMBOLS LEGEND

	AN AUDIOVISUAL DEVICE WHICH CONTAINS A POWER RECEPTACLE AND A TELECOM OUTLET
	AUDIOVISUAL JUNCTION BOX
	TELECOM JUNCTION BOX
	POWER DESIGNATIONS
	FLEXIBLE CONDUIT RUN
	CABLE BASKET - SEE PLANS FOR SIZE

**RISER DRAWINGS AND CONDUIT ROUTING**  
THE RISER DRAWINGS ARE DIAGRAMMATIC IN NATURE. CONDUIT PATHS SHOWN ON THE RISERS ARE INTENDED TO CONVEY REQUIRED DEVICE INTERCONNECTION AND SIZES ONLY. ACTUAL CONDUIT ROUTING IN THE FIELD MAY BE REQUIRED TO FOLLOW ROUTING CONTRARY TO THAT IMPLIED BY THE RISER. IN ALL CASES, CONDUIT ROUTES SHALL FOLLOW THE SHORTEST PATH POSSIBLE WHILE COMPLYING WITH INDUSTRY STANDARDS AND BEST PRACTICES.

**CONDUIT AND PULL BOXES**  
ALL CONDUIT RUNS SHALL BE STEEL, THIN-WALL ELECTRICAL METALLIC TUBING (EMT) UNLESS OTHERWISE INDICATED. CONDUIT SIZES AND INTERCONNECTIONS SHALL BE AS INDICATED ON THE RISER DRAWINGS. THE CONTRACTOR SHALL PROVIDE A PULL BOX IMMEDIATELY BEFORE AND AFTER ANY CONDUIT RUN SECTION CONTAINING TWO NINETY-DEGREE TURNS OR ANY SINGLE RUN EXCEEDING FIFTY FEET IN LENGTH REGARDLESS OF WHETHER PULL BOXES ARE SHOWN ON THE DRAWINGS OR NOT.

**CONDUIT STUBS**  
TERMINATE CONDUIT STUBS INTO CLEAR SPACE 18 INCHES ABOVE ACCESSIBLE CEILING IN ROOM INDICATED.

**NYLON BUSHINGS**  
PROVIDE A NYLON BUSHING ON ALL CONDUIT STUBS AND NON-TERMINATING CONDUIT ENDS TO PROTECT WIRE PULLS.

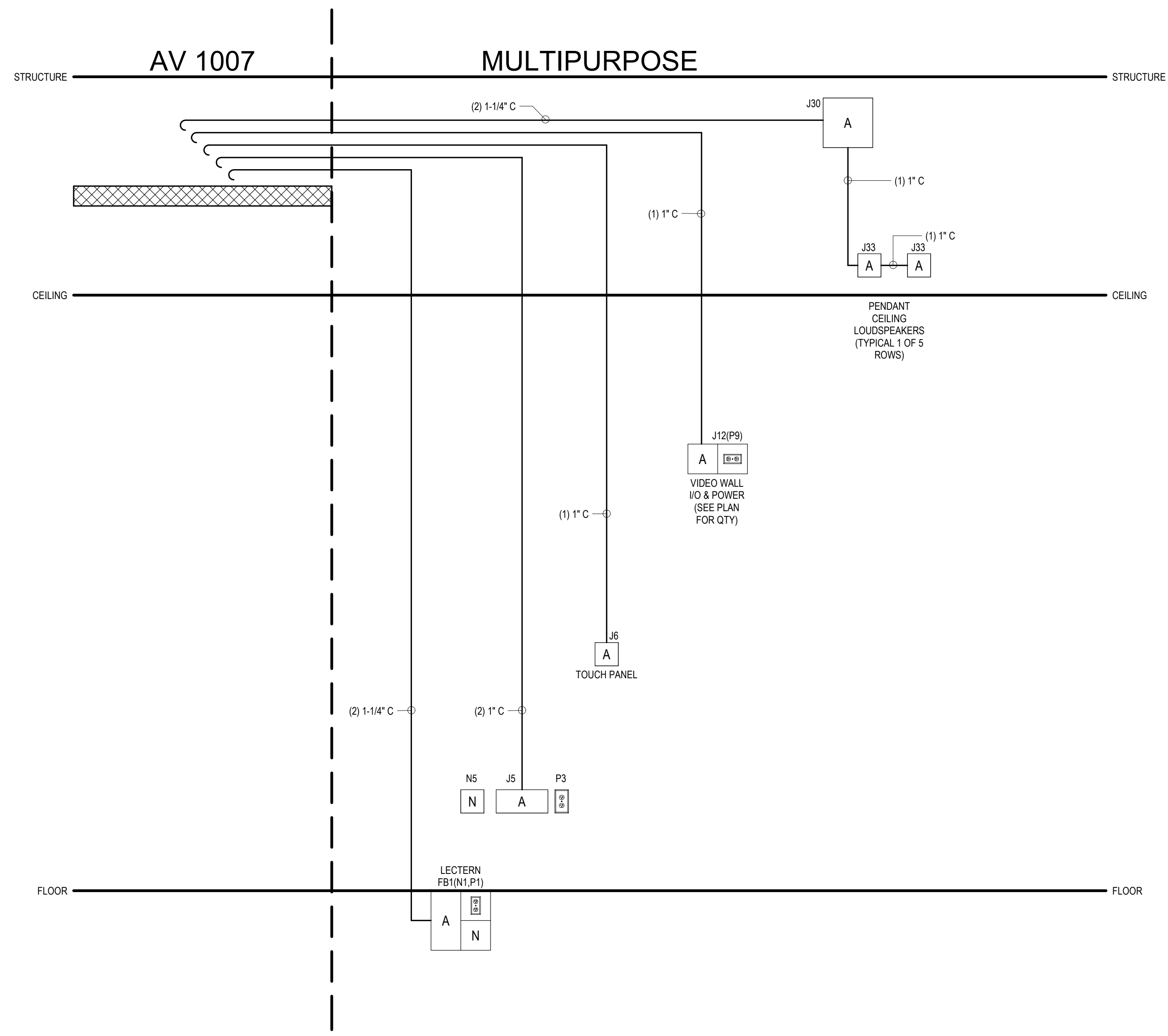
**PULL STRINGS**  
ALL CONDUIT RUNS SHALL BE PROVIDED WITH A PULL STRING.

**POWER DESIGNATIONS AND RECEPTACLES**  
POWER DESIGNATIONS AND RECEPTACLES WHICH APPEAR ON THE RISER DRAWINGS ARE SHOWN TO INDICATE THEIR REQUIRED ADJACENCY TO AUDIOVISUAL COMPONENTS. REFER TO THE TECHNOLOGY INFRASTRUCTURE PLANS, ELEVATIONS AND DETAILS FOR ADDITIONAL GUIDANCE REGARDING TECHNOLOGY POWER LOCATIONS. REFER TO THE ELECTRICAL DRAWINGS FOR COMPLETE POWER LAYOUTS AND CIRCUITING DETAILS.

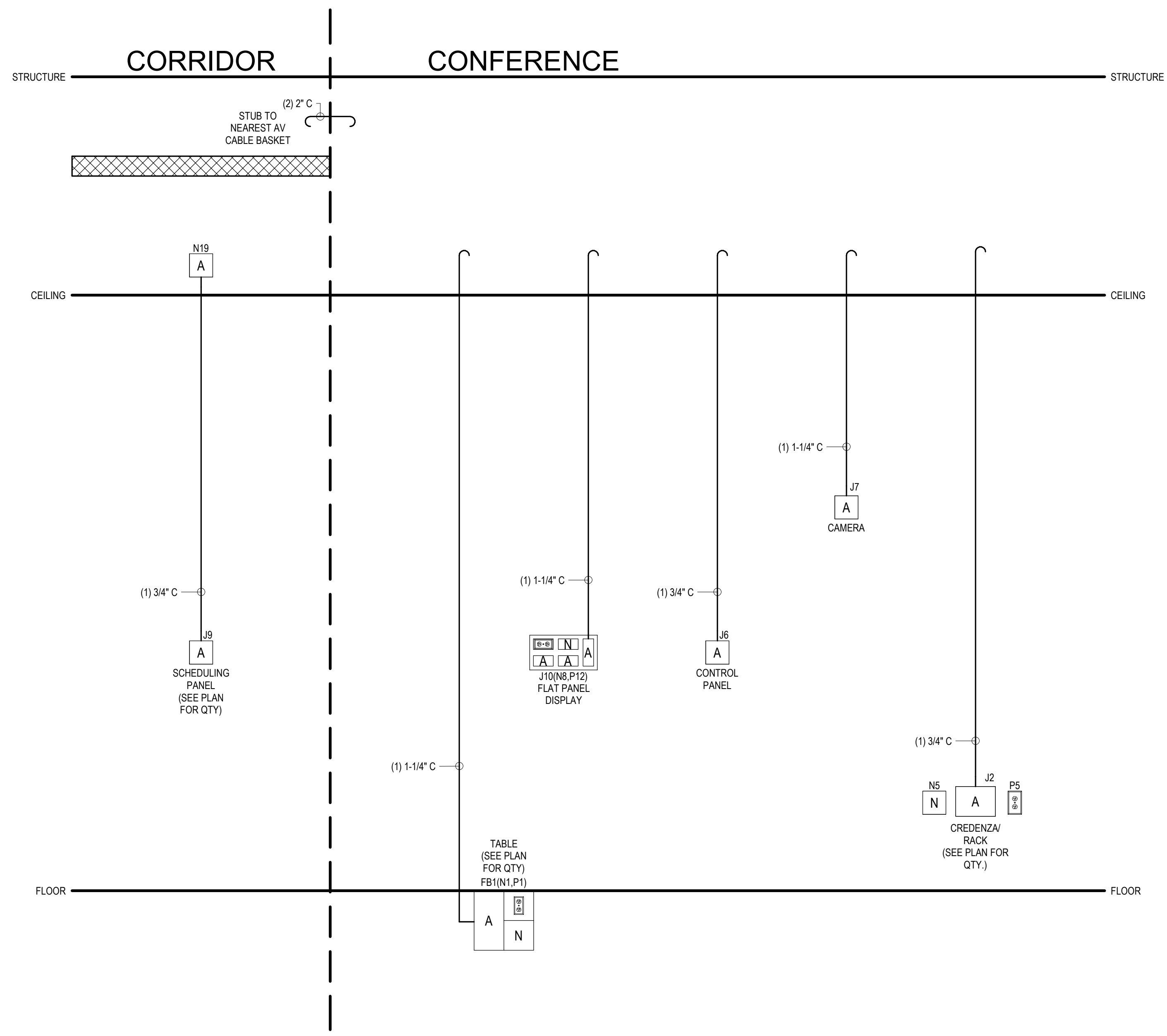
**TELECOM OUTLETS**  
JUNCTION BOXES FOR TELECOM OUTLETS WHICH APPEAR ON THE RISER DRAWINGS ARE SHOWN TO INDICATE THEIR REQUIRED ADJACENCY TO AUDIOVISUAL COMPONENTS. REFER TO THE TECHNOLOGY INFRASTRUCTURE PLANS, ELEVATIONS AND DETAILS FOR A COMPLETE LAYOUT OF TELECOM JUNCTION BOXES FOR EACH SPACE.

**CONDUIT MUST BE PROVIDED FOR ALL TELECOM JUNCTION BOXES. SEE THE "TELECOMMUNICATIONS TYPICAL CONDUIT RISER" FOR CONDUIT REQUIREMENTS FOR EACH TELECOM JUNCTION BOX TYPE.**

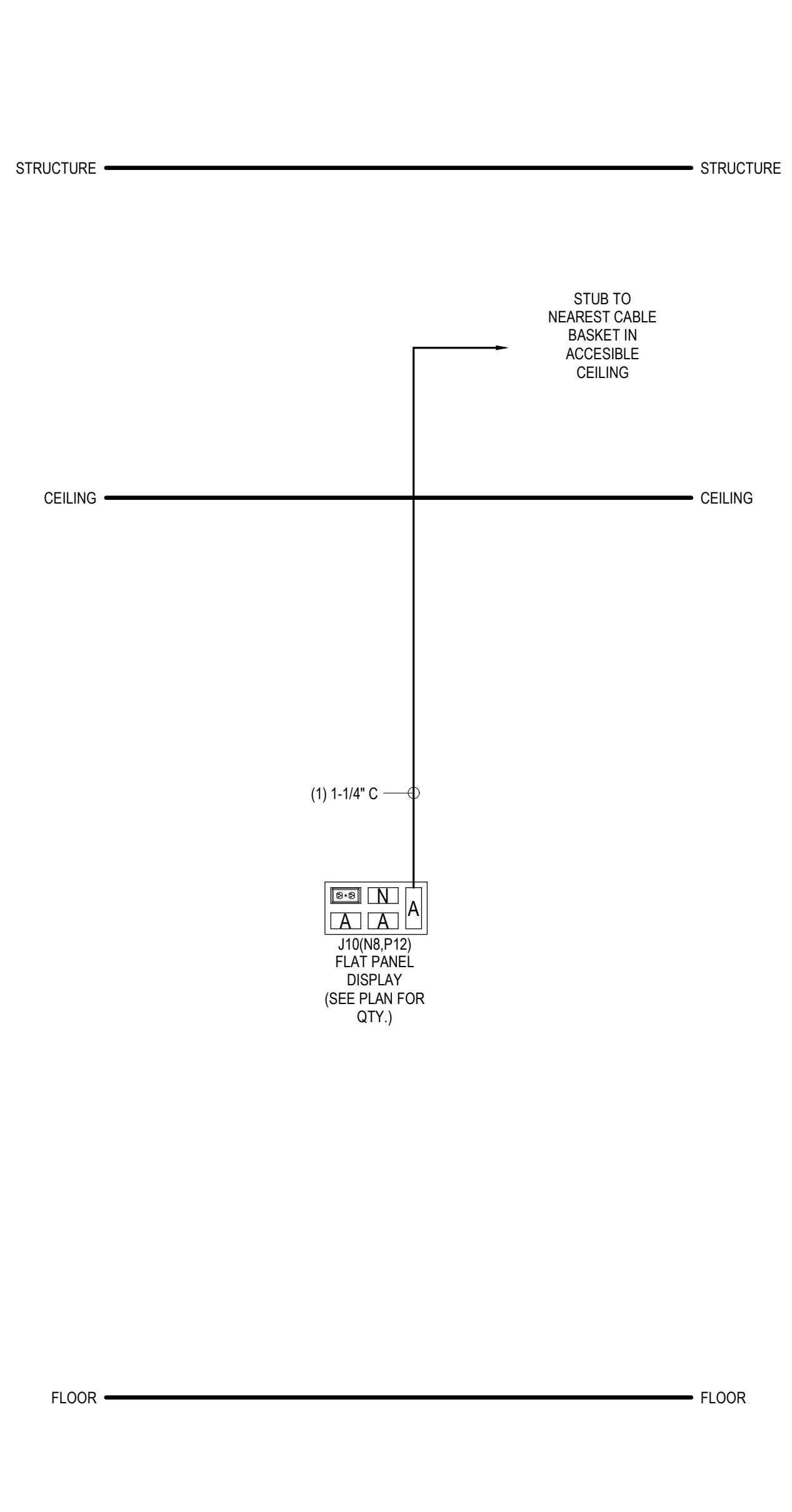




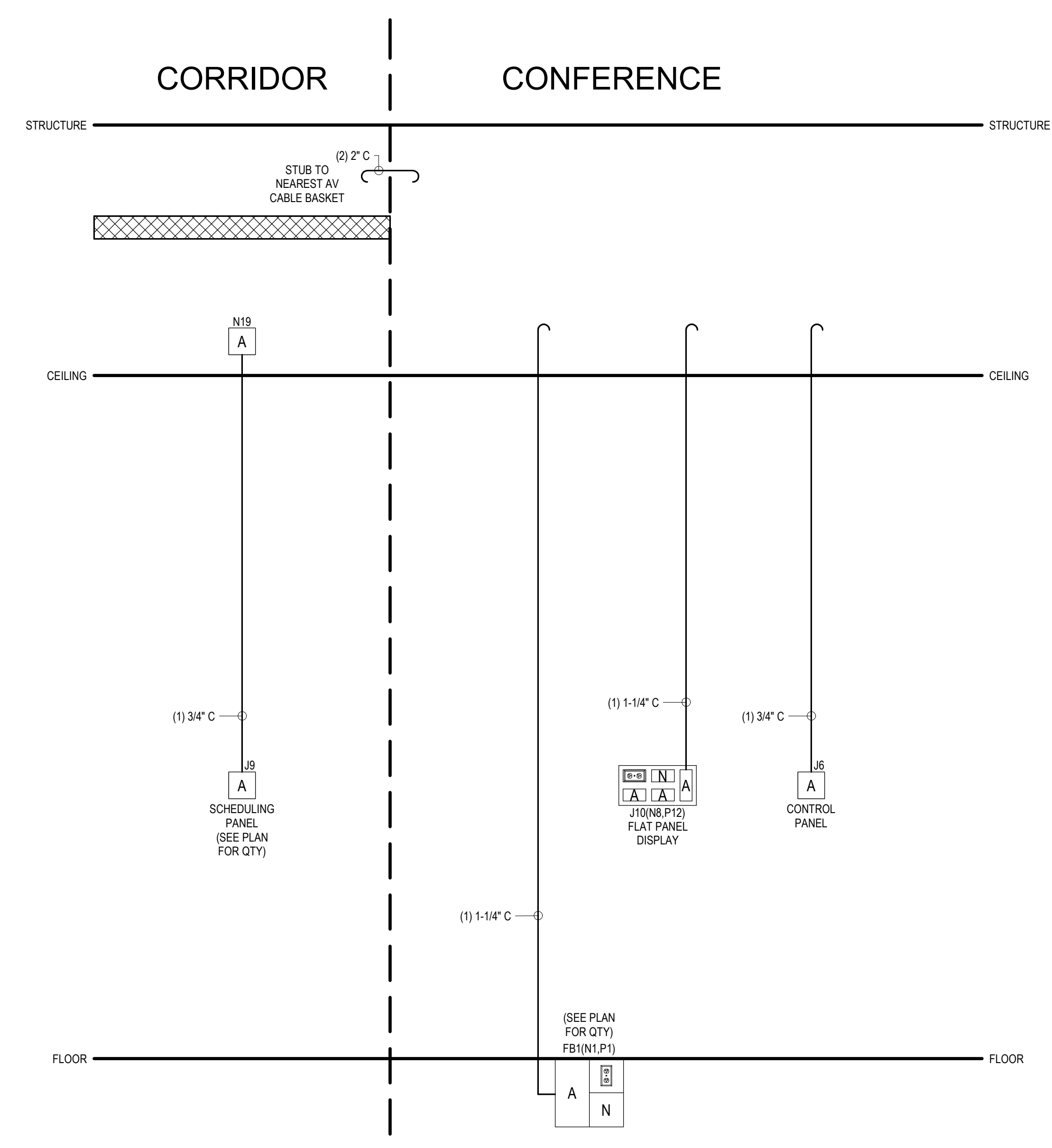
1 RISER-MULTI-PURPOSE  
T6.09 NTS



2 RISER-CONFERENCE/VIDEO/DISTANCE LEARNING  
T6.09 NTS



3 RISER-DIGITAL SIGNAGE TYPICAL 2  
T6.09 NTS



4 RISER-CONFERENCE TYPE 2 TYPICAL  
T6.09 NTS

### RISER SYMBOLS LEGEND

	AN AUDIOVISUAL DEVICE WHICH CONTAINS A POWER RECEPTACLE AND A TELECOM OUTLET
	AUDIOVISUAL JUNCTION BOX
	TELECOM JUNCTION BOX
	POWER DESIGNATIONS
	CONDUIT STUB
	FLEXIBLE CONDUIT RUN
	CABLE BASKET - SEE PLANS FOR SIZE

**RISER DRAWINGS AND CONDUIT ROUTING**  
THE RISER DRAWINGS ARE DIAGRAMMATIC IN NATURE. CONDUIT PATHS SHOWN ON THE RISERS ARE INTENDED TO CONVEY REQUIRED DEVICE INTERCONNECTION AND SIZES ONLY. ACTUAL CONDUIT ROUTING IN THE FIELD MAY BE REQUIRED TO FOLLOW ROUTING CONTRARY TO THAT IMPLIED BY THE RISER. IN ALL CASES, CONDUIT ROUTES SHALL FOLLOW THE SHORTEST PATH POSSIBLE WHILE COMPLYING WITH INDUSTRY STANDARDS AND BEST PRACTICES.

**CONDUIT AND PULL BOXES**  
ALL CONDUIT RUNS SHALL BE STEEL, THIN-WALL ELECTRICAL METALLIC TUBING (EMT) UNLESS OTHERWISE INDICATED. CONDUIT SIZES AND INTERCONNECTIONS SHALL BE AS INDICATED ON THE RISER DRAWINGS. THE CONTRACTOR SHALL PROVIDE A PULL BOX IMMEDIATELY BEFORE AND AFTER ANY CONDUIT RUN SECTION CONTAINING TWO NINETY-DEGREE TURNS OR ANY SINGLE RUN EXCEEDING FIFTY FEET IN LENGTH REGARDLESS OF WHETHER PULL BOXES ARE SHOWN ON THE DRAWINGS OR NOT.

**CONDUIT STUBS**  
TERMINATE CONDUIT STUBS INTO CLEAR SPACE 18 INCHES ABOVE ACCESSIBLE CEILING IN ROOM INDICATED.

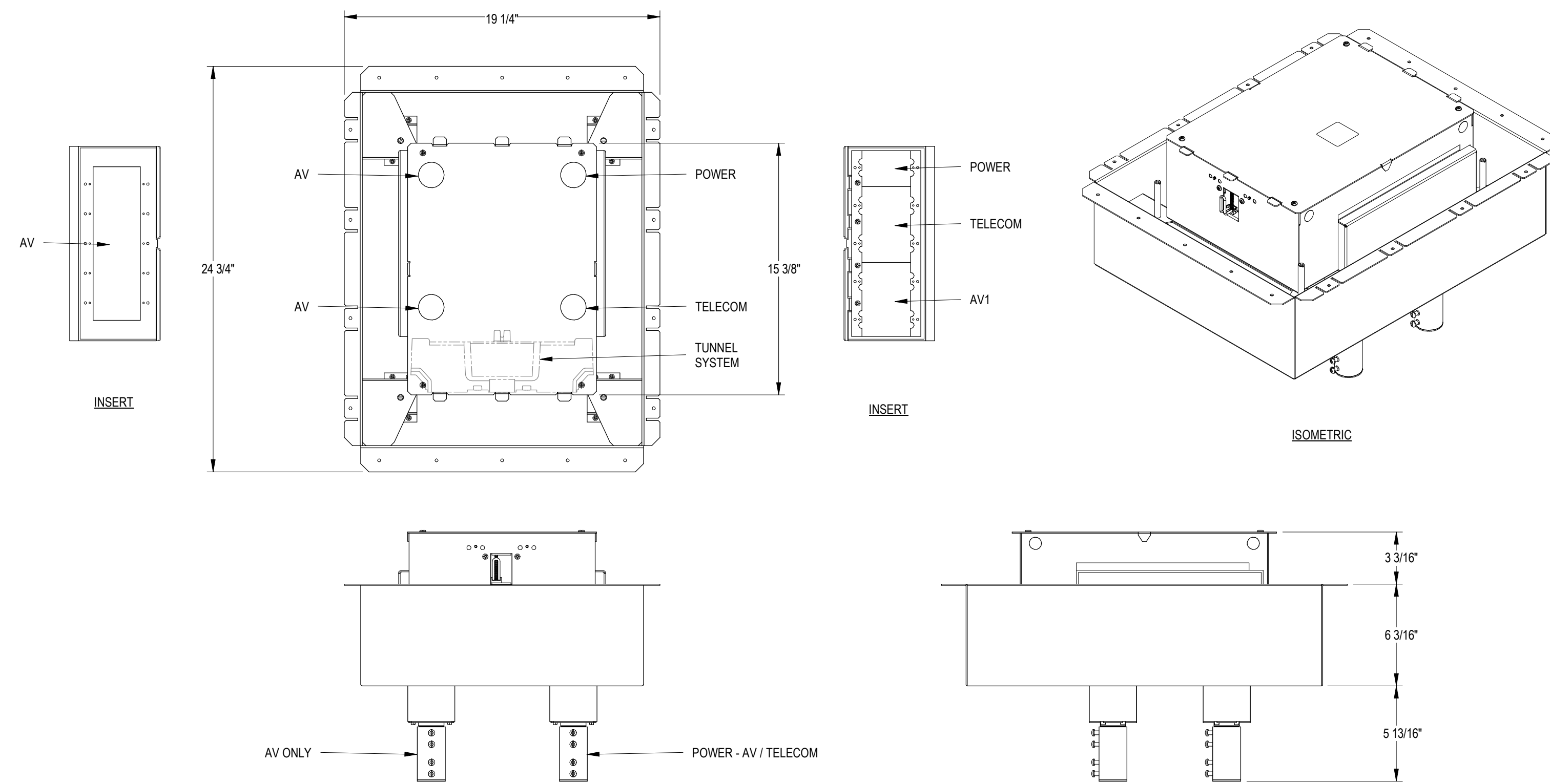
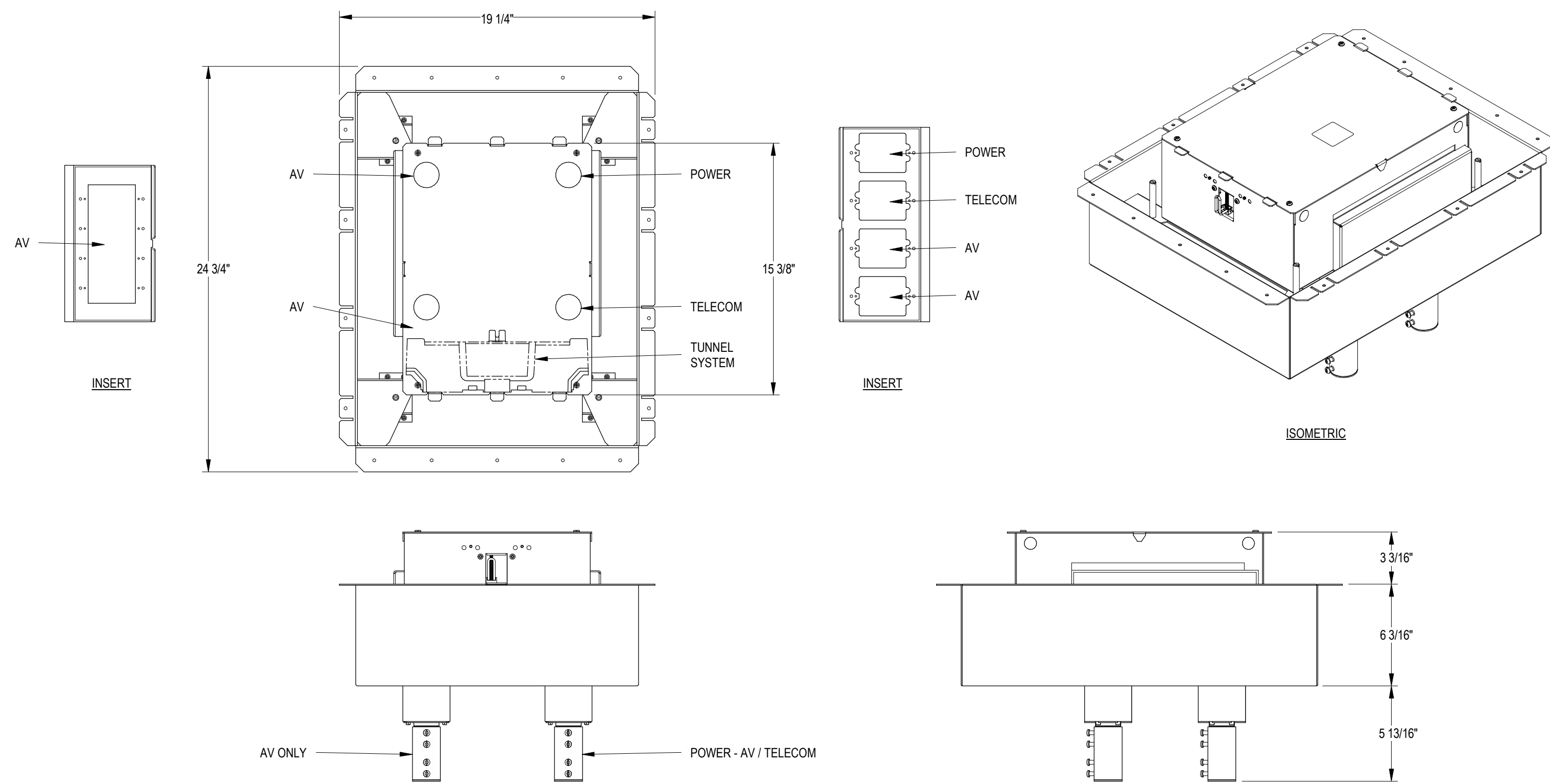
**WYCON BUSHINGS**  
PROVIDE A WYCON BUSHING ON ALL CONDUIT STUBS AND NON-TERMINATING CONDUIT ENDS TO PROTECT WIRE PULLS.

**PULL STRINGS**  
ALL CONDUIT RUNS SHALL BE PROVIDED WITH A PULL STRING.

**POWER DESIGNATORS AND RECEPTACLES**  
POWER DESIGNATORS AND RECEPTACLES WHICH APPEAR ON THE RISER DRAWINGS ARE SHOWN TO INDICATE THEIR REQUIRED ADJACENCY TO AUDIOVISUAL COMPONENTS. REFER TO THE TECHNOLOGY INFRASTRUCTURE PLANS, ELEVATIONS AND DETAILS FOR ADDITIONAL GUIDANCE REGARDING TECHNOLOGY POWER LOCATIONS. REFER TO THE ELECTRICAL DRAWINGS FOR COMPLETE POWER LAYOUTS AND CIRCUITING DETAILS.

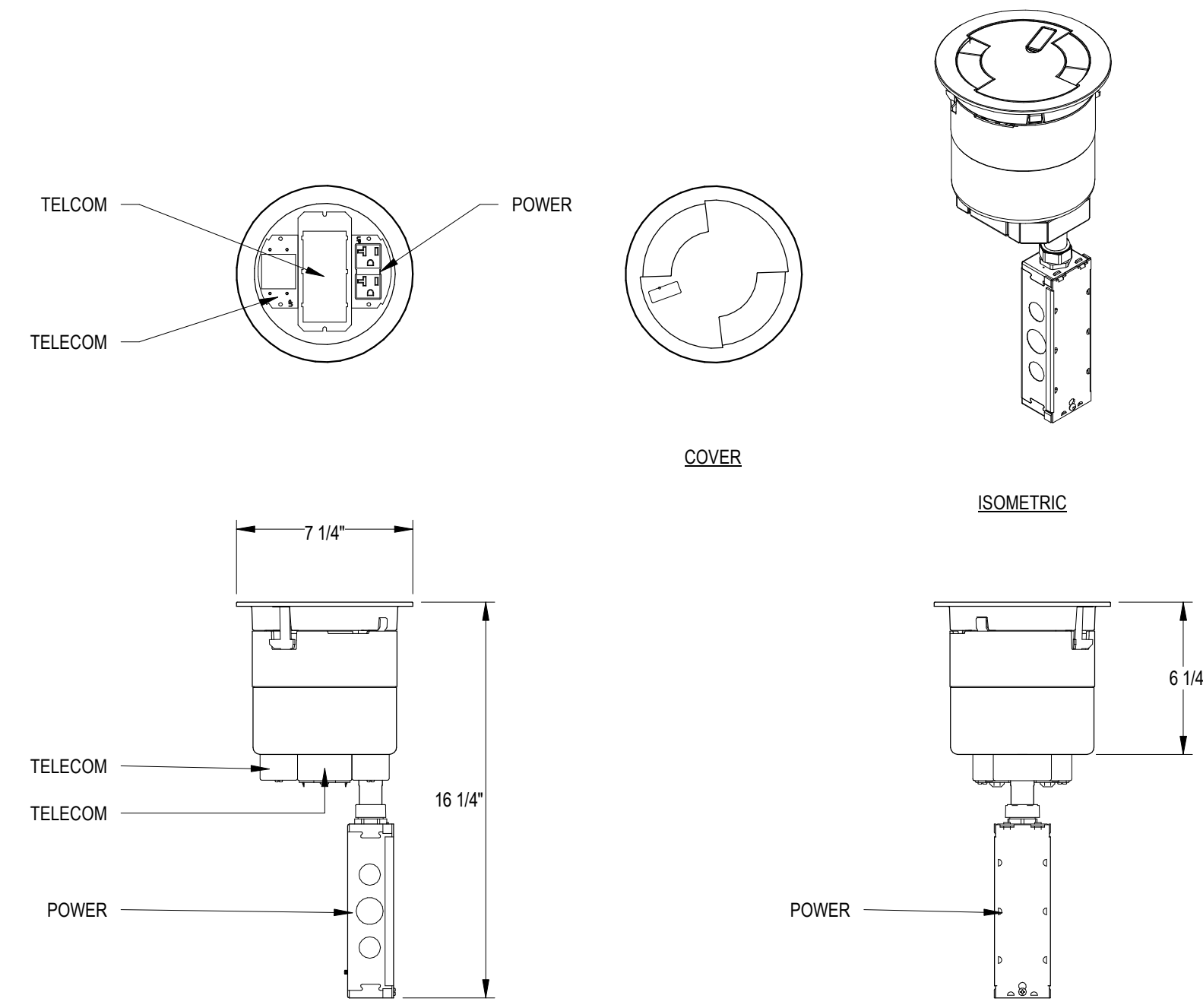
**TELECOM OUTLETS**  
JUNCTION BOXES FOR TELECOM OUTLETS WHICH APPEAR ON THE RISER DRAWINGS ARE SHOWN TO INDICATE THEIR REQUIRED ADJACENCY TO AUDIOVISUAL COMPONENTS. REFER TO THE TECHNOLOGY INFRASTRUCTURE PLANS, ELEVATIONS AND DETAILS FOR A COMPLETE LAYOUT OF TELECOM JUNCTION BOXES FOR EACH SPACE.

CONDUIT MUST BE PROVIDED FOR ALL TELECOM JUNCTION BOXES. SEE THE "TELECOMMUNICATIONS TYPICAL CONDUIT RISER" FOR CONDUIT REQUIREMENTS FOR EACH TELECOM JUNCTION BOX TYPE.

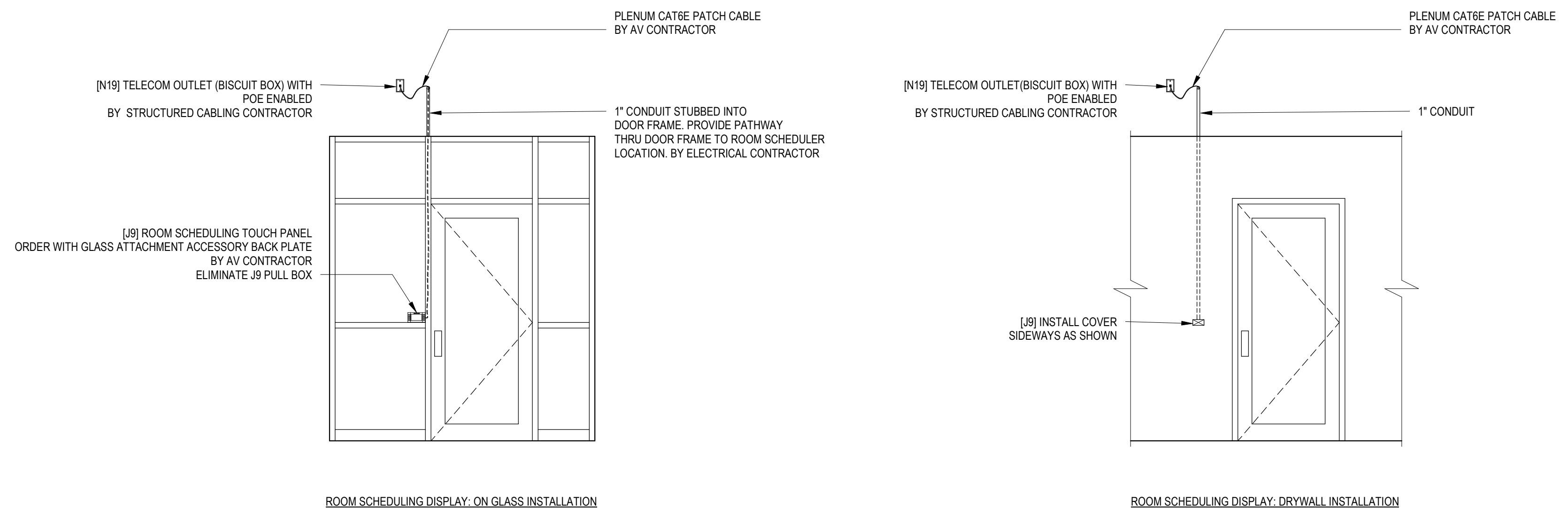


1 WIREMOLD-LEGRAND EFB8S-FC 8-GANG FIRE-CLASSIFIED FLOOR BOX  
 T7.01 2\"/>

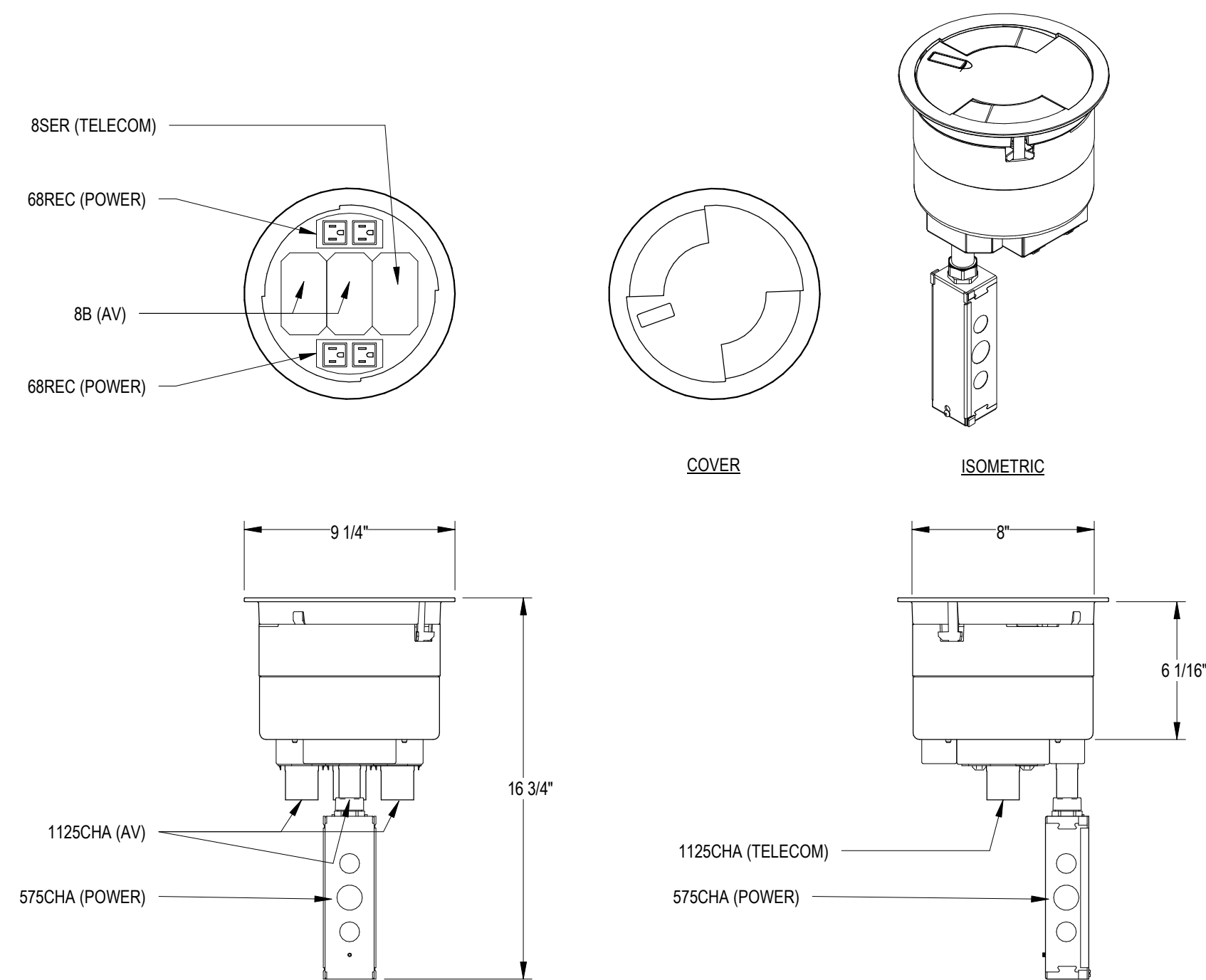
2 WIREMOLD-LEGRAND EFB10S-FC 10-GANG FIRE-CLASSIFIED FLOOR BOX  
 T7.01 2\"/>



3 WIREMOLD-LEGRAND 6AT 6\"/>
 T7.01 2\"/>



4 ROOM SCHEDULING INFRASTRUCTURE  
 T7.01 3/8\"/>



5 WIREMOLD-LEGRAND 6AT 6\"/>
 T7.01 2\"/>

**REPURPOSING INTERIM HOSPITAL  
 LOUISIANA STATE UNIVERSITY  
 MEDICAL CENTER**

2021 PERDIDO ST, NEW ORLEANS, LOUISIANA 70112  
 FP&C PROJECT NO. | 19-604N-16-01, PT. 01, F.19001156;  
 F.19.002168;01-107-05B-13, F.01003750; & 19-604N-05-05,  
 F.19002231 (SUPPLEMENT)  
 EDR PROJECT NO. | 16053

PROJECT ISSUE DATE | 26 APR 2019

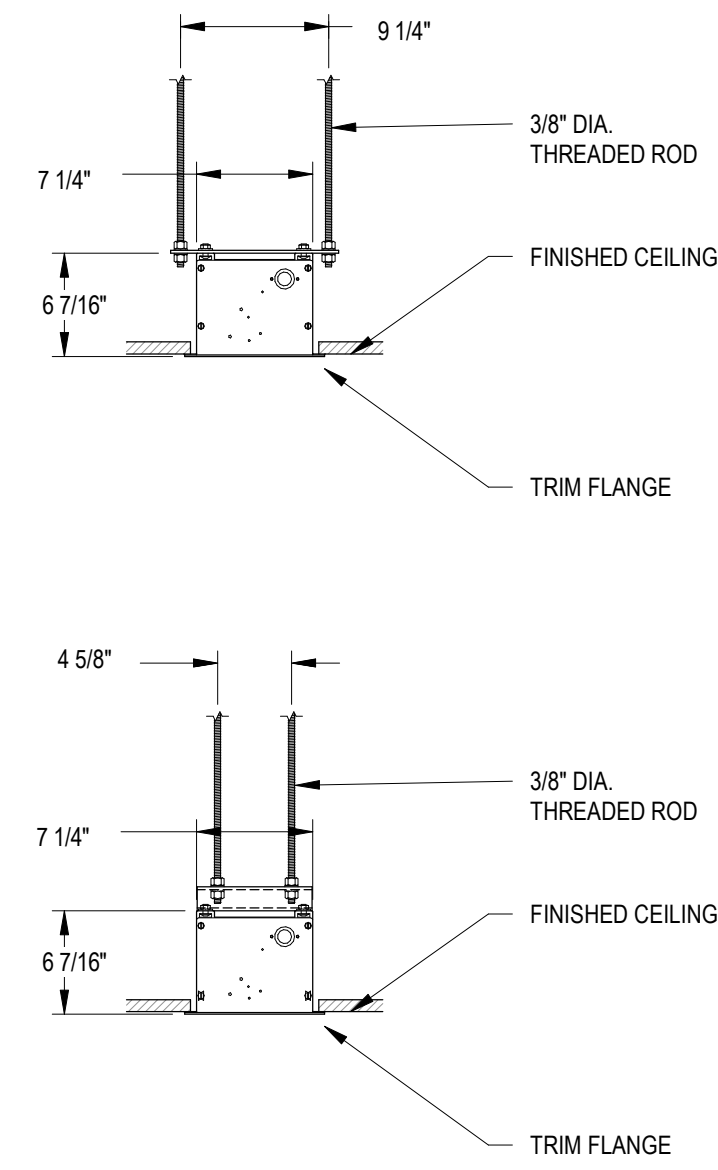
BID DOCUMENTS

© Eskew+Dumez+Ripple 2019  
 A Professional Corporation

The intent of the Contract Documents is to include all items necessary for proper execution and completion of the work by Contractor. The Contract Documents are complementary, and what is required by one shall be as binding as if required by all; performance by the Contractor shall be required only to the extent consistent with the Contract Documents and reasonably inferable from them as being necessary to produce the indicated results.

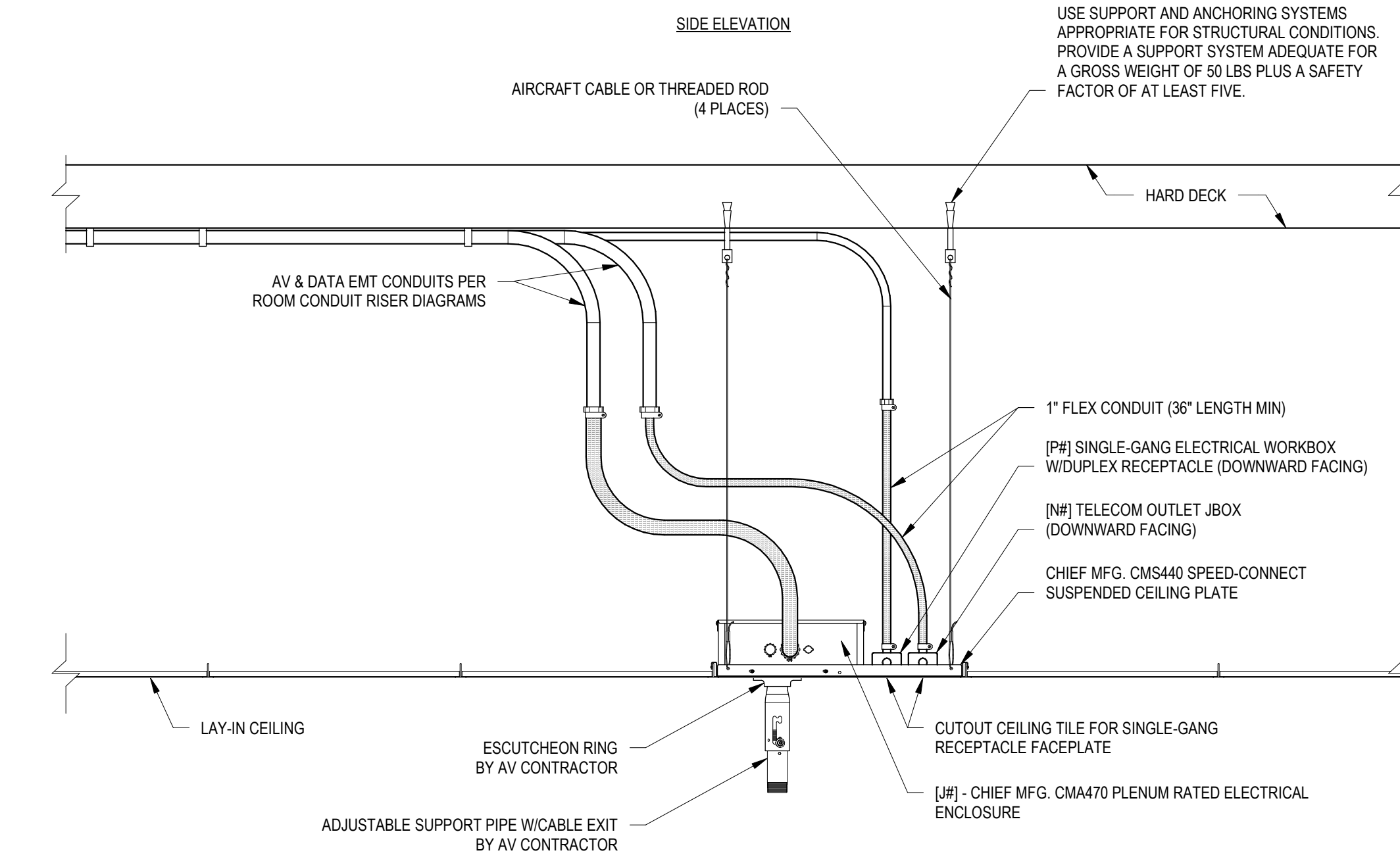
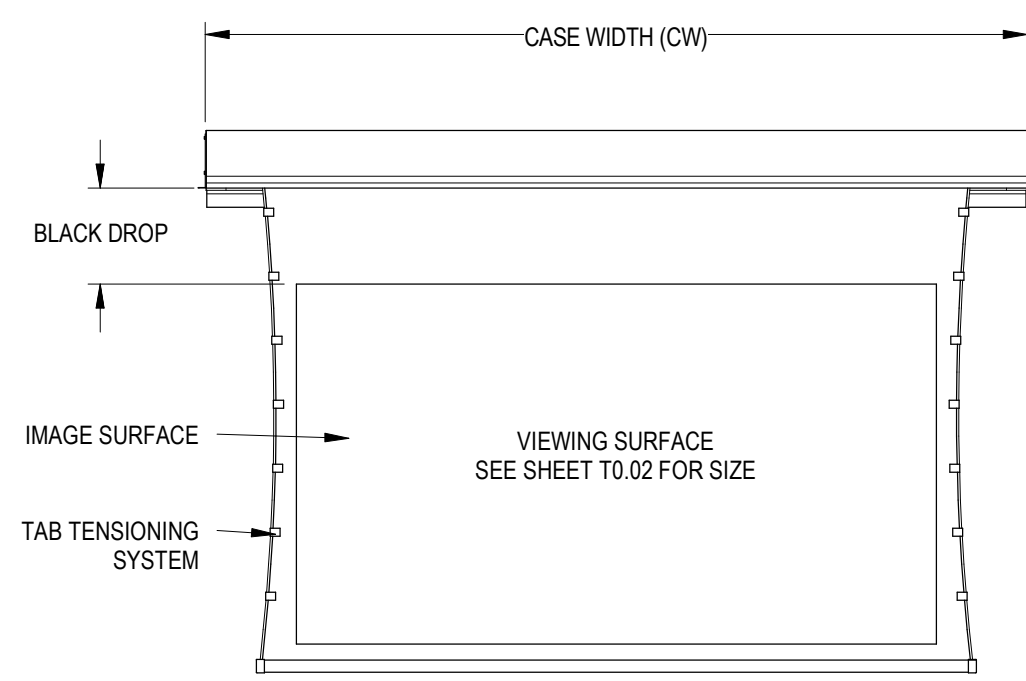
REVISIONS

**TECHNOLOGY INFRASTRUCTURE  
 DETAILS**



MOUNTING DETAILS

1 DA-LITE TENSIONED ADVANTAGE ELECTROL PROJECTION SCREEN  
1" = 1'-0"



NOTES:  
1. GENERAL CONTRACTOR TO PROVIDE ALL ELEMENTS SHOWN, EXCEPTING THE ADJUSTABLE SUPPORT PIPE AND ESCUTCHEON RING.

3 CHIEF MFG. CMS440/CMA470 CEILING MOUNTED VIDEO PROJECTOR SUPPORT ASSEMBLY  
1" = 1'-0"

**THE SEXTANT GROUP, INC.**  
700 WATERFRONT DRIVE  
SUITE 200  
PITTSBURGH, PA 15222  
412.323.8580



AV • IT • SECURITY CONSULTANT

**REPURPOSING INTERIM HOSPITAL  
LOUISIANA STATE UNIVERSITY  
MEDICAL CENTER**

2021 PERDIDO ST, NEW ORLEANS, LOUISIANA 70112  
FP&C PROJECT NO. | 19-604N-16-01, PT. 01, F.19001156;  
F.19.002168;01-107-05B-13, F.01003750; & 19-604N-05-05,  
F.19002231 (SUPPLEMENT)

EDR PROJECT NO. | 16053

PROJECT ISSUE DATE | 26 APR 2019

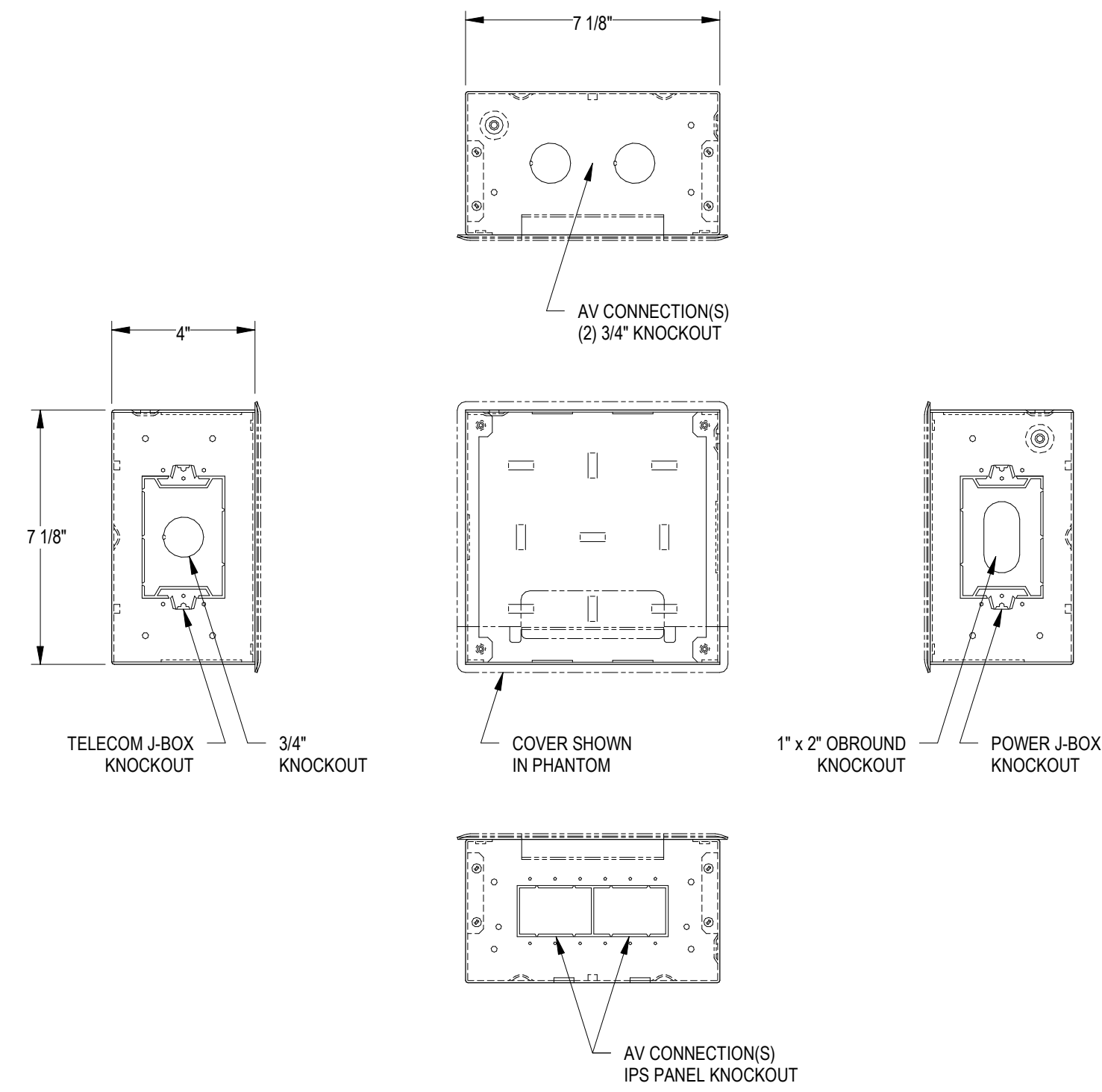
BID DOCUMENTS

© Eskew+Dumez+Ripple 2019  
A Professional Corporation

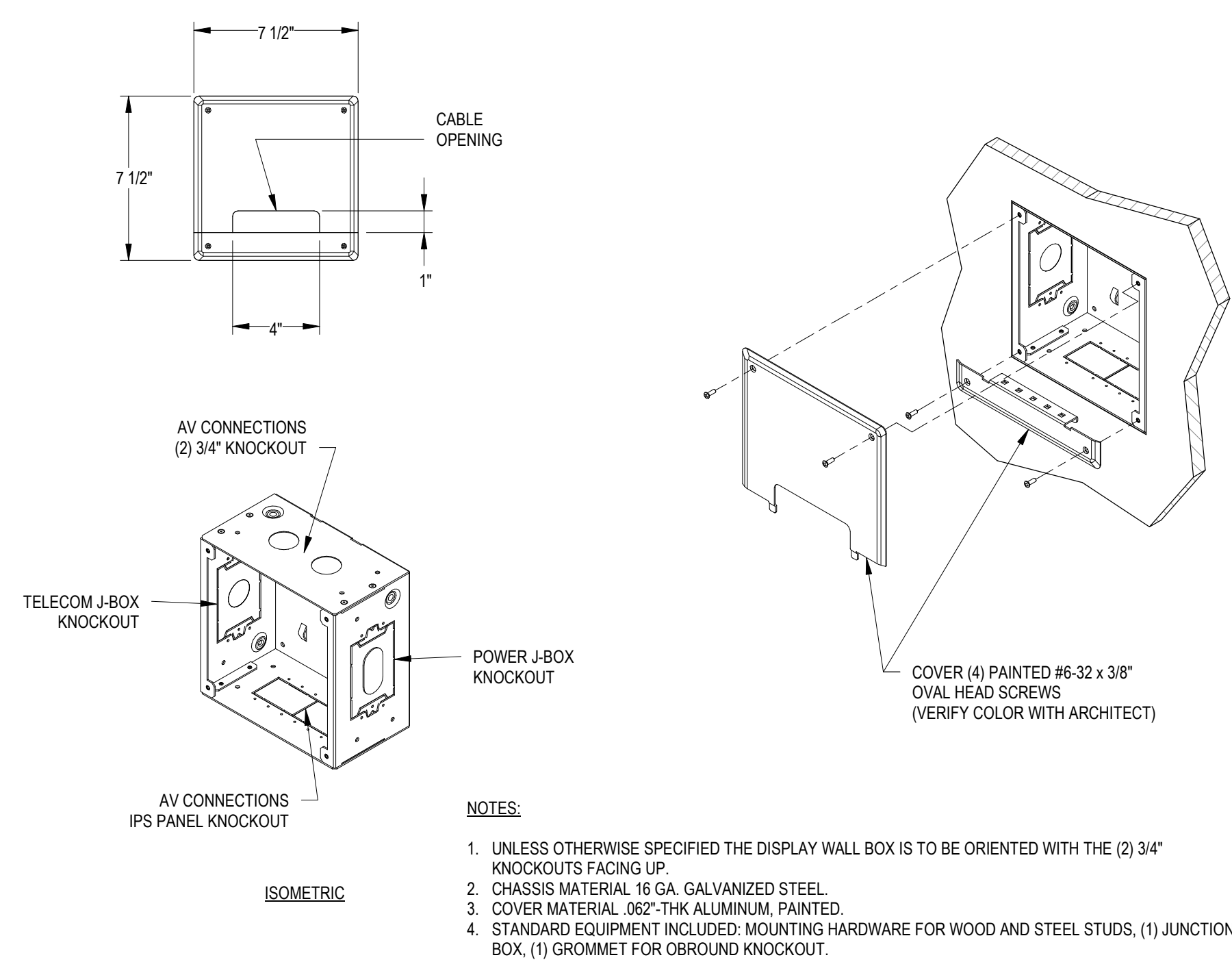
The intent of the Contract Documents is to include all items necessary for proper execution and completion of the work by Contractor. The Contract Documents are complementary, and what is required by one shall be as binding as if required by all; performance by the Contractor shall be required only to the extent consistent with the Contract Documents and reasonably inferable from them as being necessary to produce the indicated results.

REVISIONS

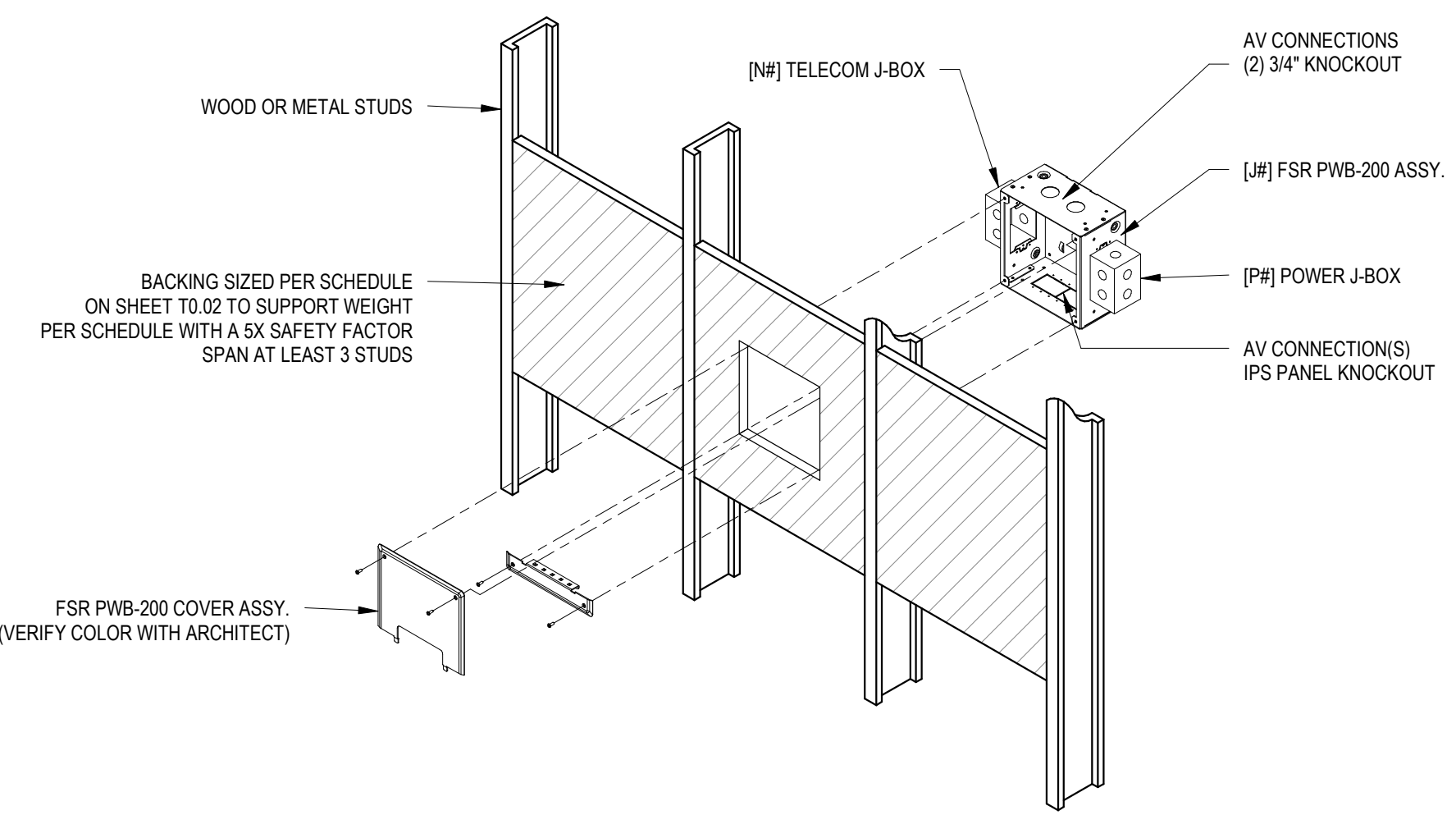
**TECHNOLOGY INFRASTRUCTURE  
DETAILS**



1 FSR PWB-200 FLAT PANEL DISPLAY WALL BOX  
3\"/>

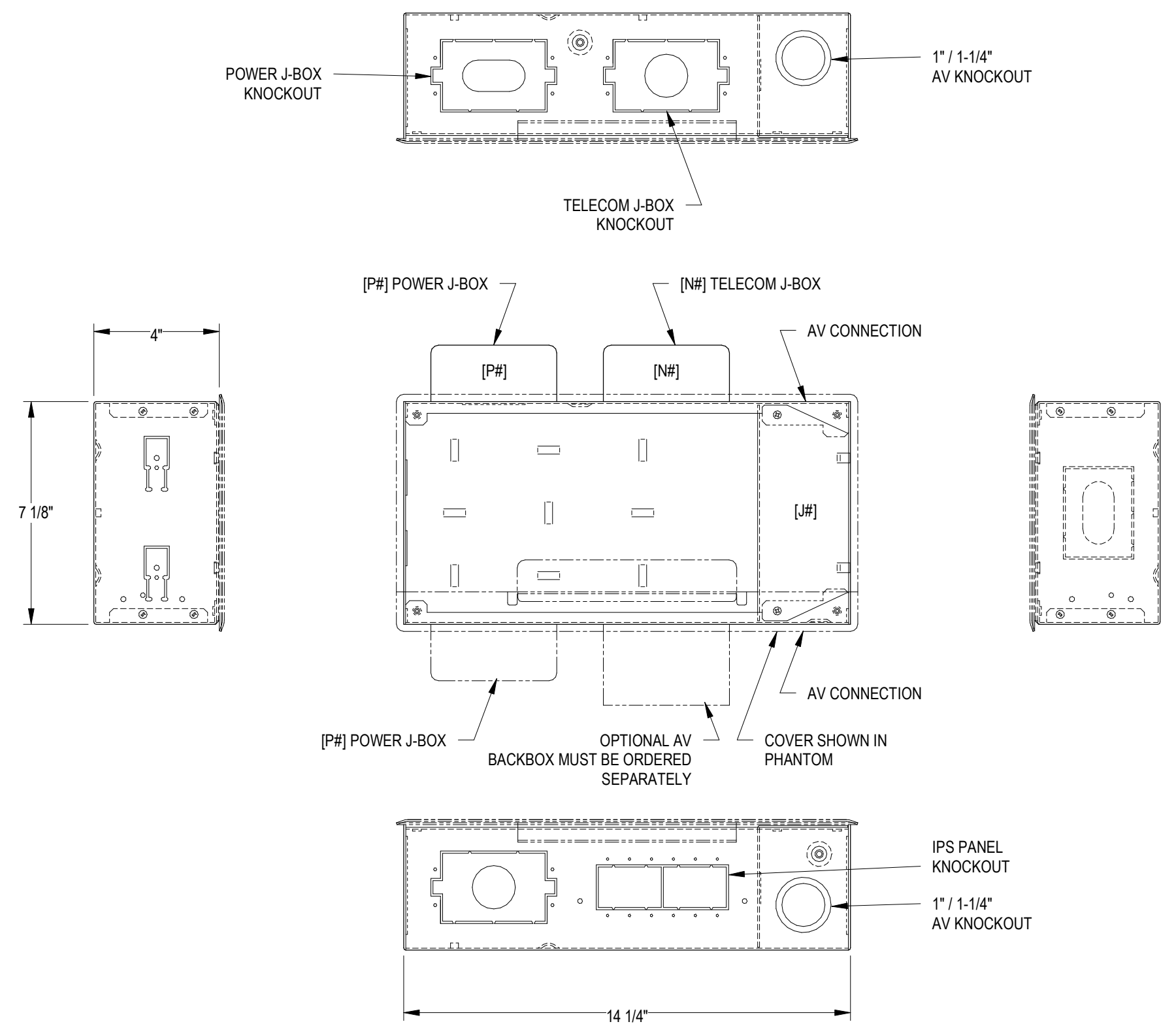


2 FSR PWB-200 FLAT PANEL DISPLAY WALL BOX INSTALLATION  
2\"/>

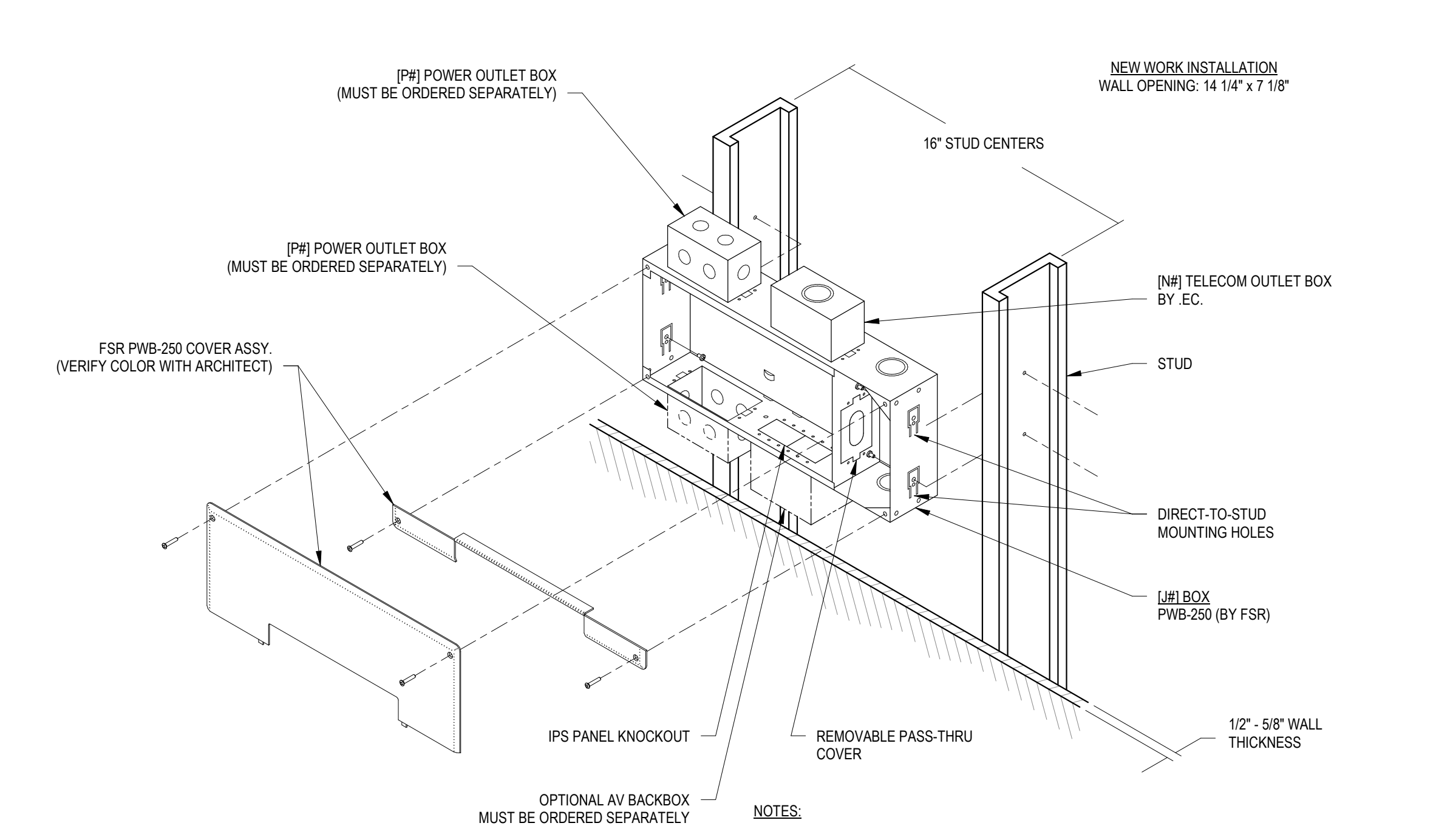


- NOTES:
- UNLESS OTHERWISE SPECIFIED THE DISPLAY WALL BOX IS TO BE ORIENTED WITH THE (2) 3/4\"/>
  - BACKING AND J-BOX FOR WALL MOUNTED FLAT PANEL DISPLAY.
  - BACKING MUST BE MIN 48\"/>
  - ALWAYS SPAN BETWEEN AT LEAST THREE STUDS.
  - SEE PARTITION TYPES FOR STUD SIZE AND GAUGE.
  - VERIFY LOCATIONS OF BACKING PLATES WITH PLANS & ROOM ELEVATIONS.
  - PROVIDE PWB-200 SLD ABANDONMENT COVER AT LOCATIONS MARKED \"FUTURE\". VERIFY COLOR WITH ARCHITECT.
  - FLAT PANEL DISPLAYS AND MOUNTING BRACKETS BY AV CONTRACTOR.

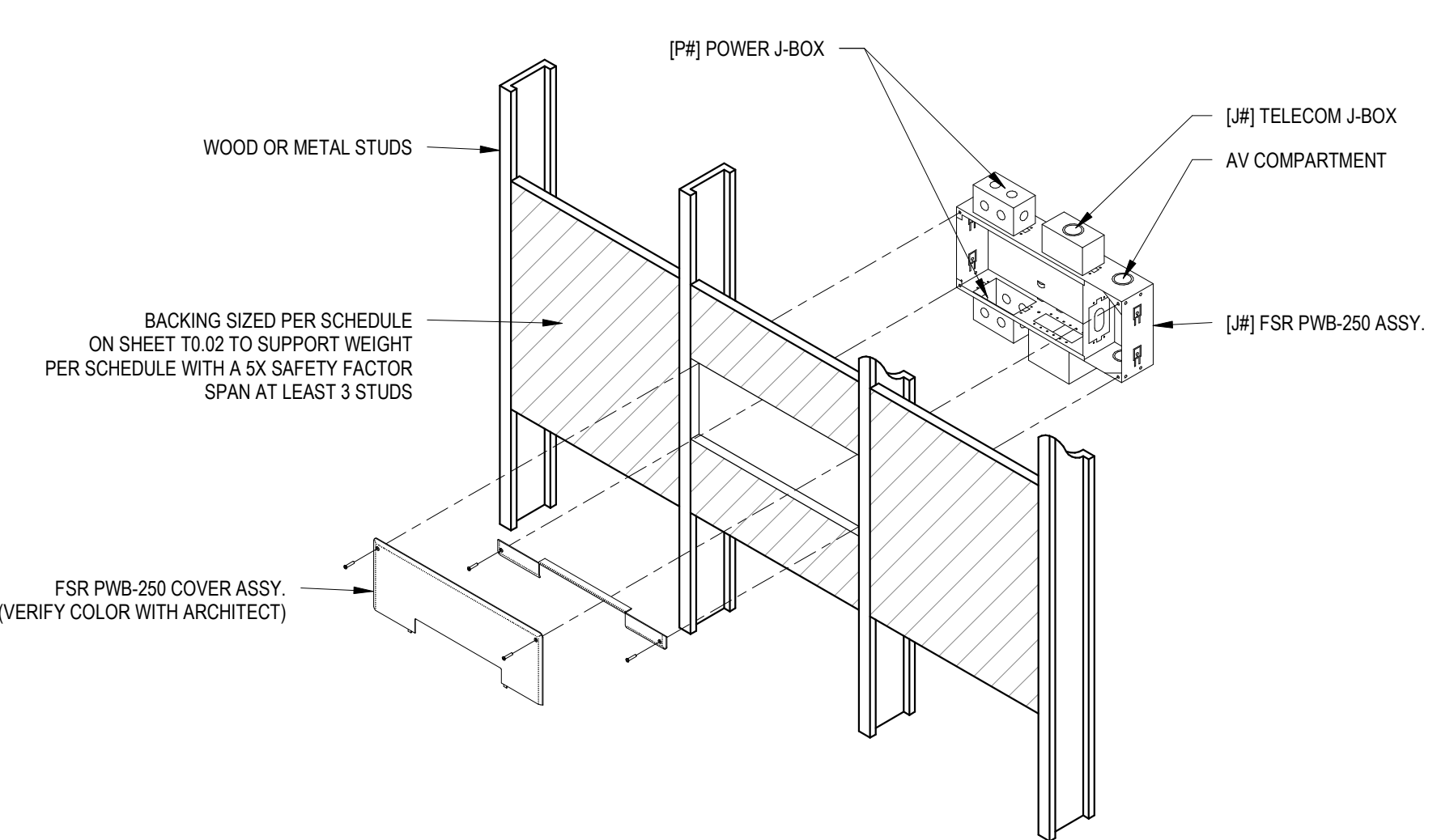
3 FSR PWB-200 FLAT PANEL DISPLAY AND WALL BOX BACKING  
1\"/>



4 FSR PWB-250 FLAT PANEL DISPLAY WALL BOX  
3\"/>

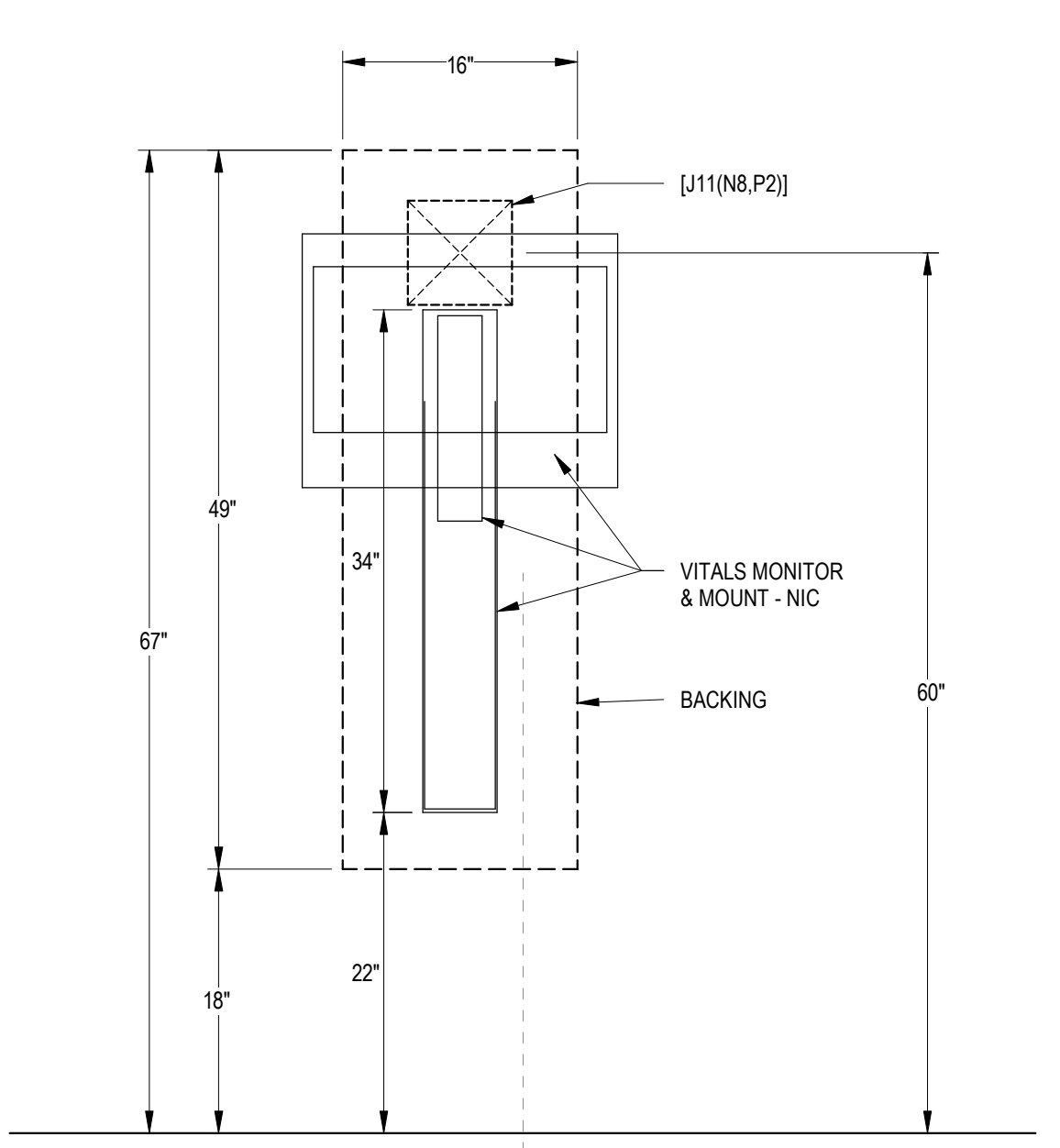


5 FSR PWB-250 FLAT PANEL DISPLAY WALL BOX INSTALLATION  
2\"/>

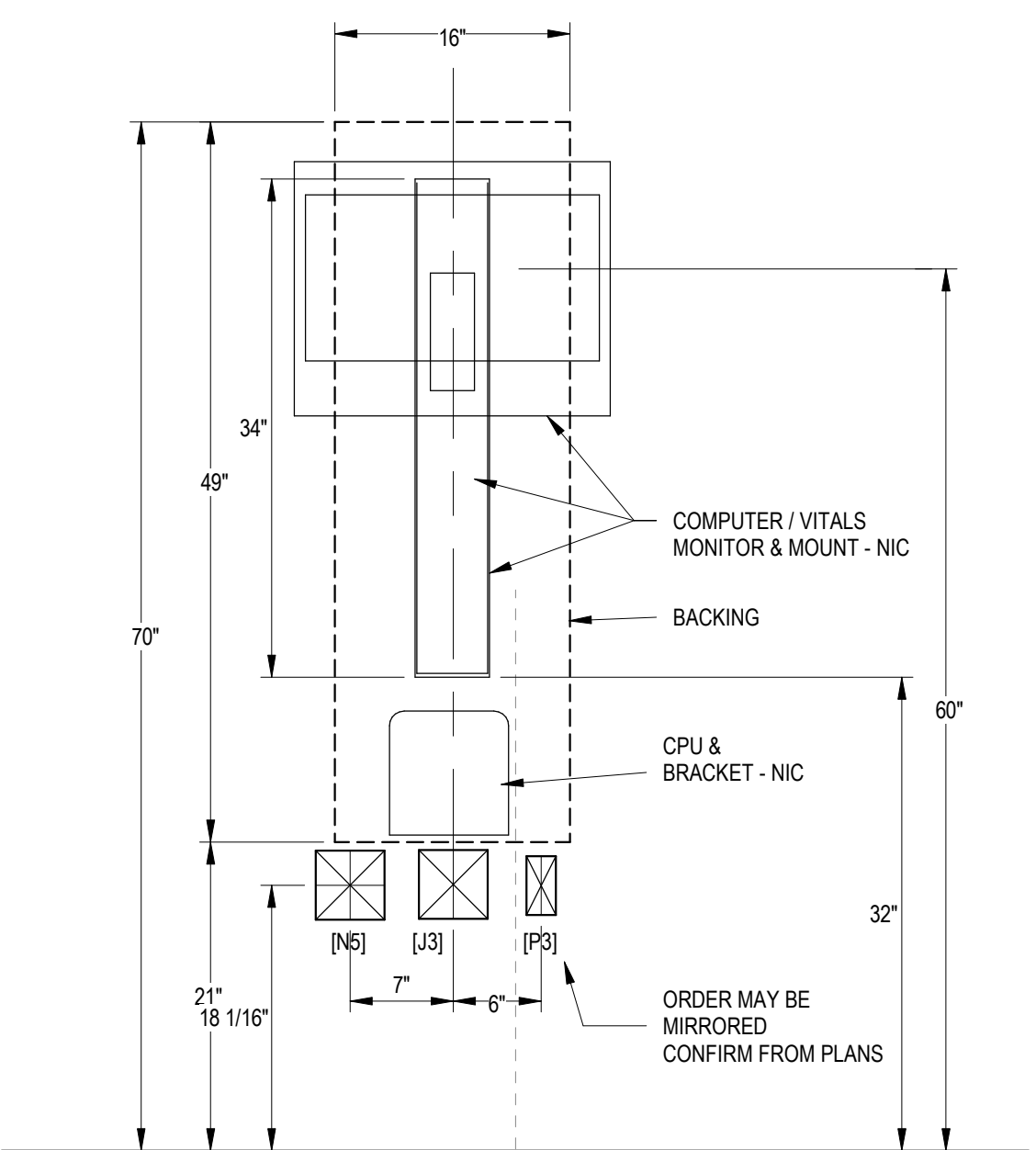


- NOTES:
- BACKING AND J-BOX FOR WALL MOUNTED FLAT PANEL DISPLAY.
  - BACKING MUST BE MIN 48\"/>
  - ALWAYS SPAN BETWEEN AT LEAST THREE STUDS.
  - SEE PARTITION TYPES FOR STUD SIZE AND GAUGE.
  - VERIFY LOCATIONS OF BACKING PLATES WITH PLANS & ROOM ELEVATIONS.
  - PROVIDE PWB-250 SLD ABANDONMENT COVER AT LOCATIONS MARKED \"FUTURE\". VERIFY COLOR WITH ARCHITECT.
  - FLAT PANEL DISPLAYS AND MOUNTING BRACKETS BY AV CONTRACTOR.

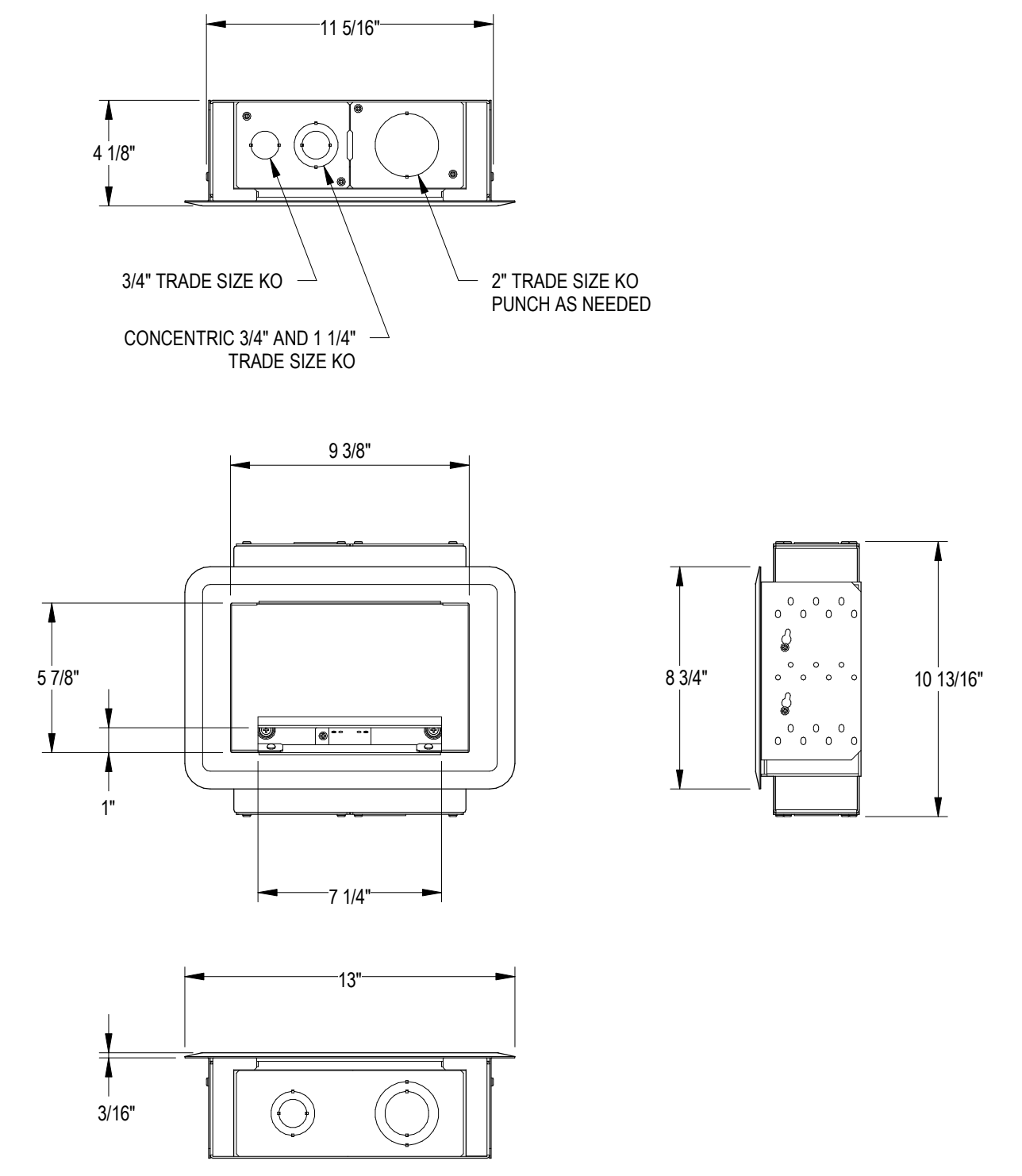
6 FSR PWB-250 FLAT PANEL DISPLAY AND WALL BOX BACKING  
1\"/>



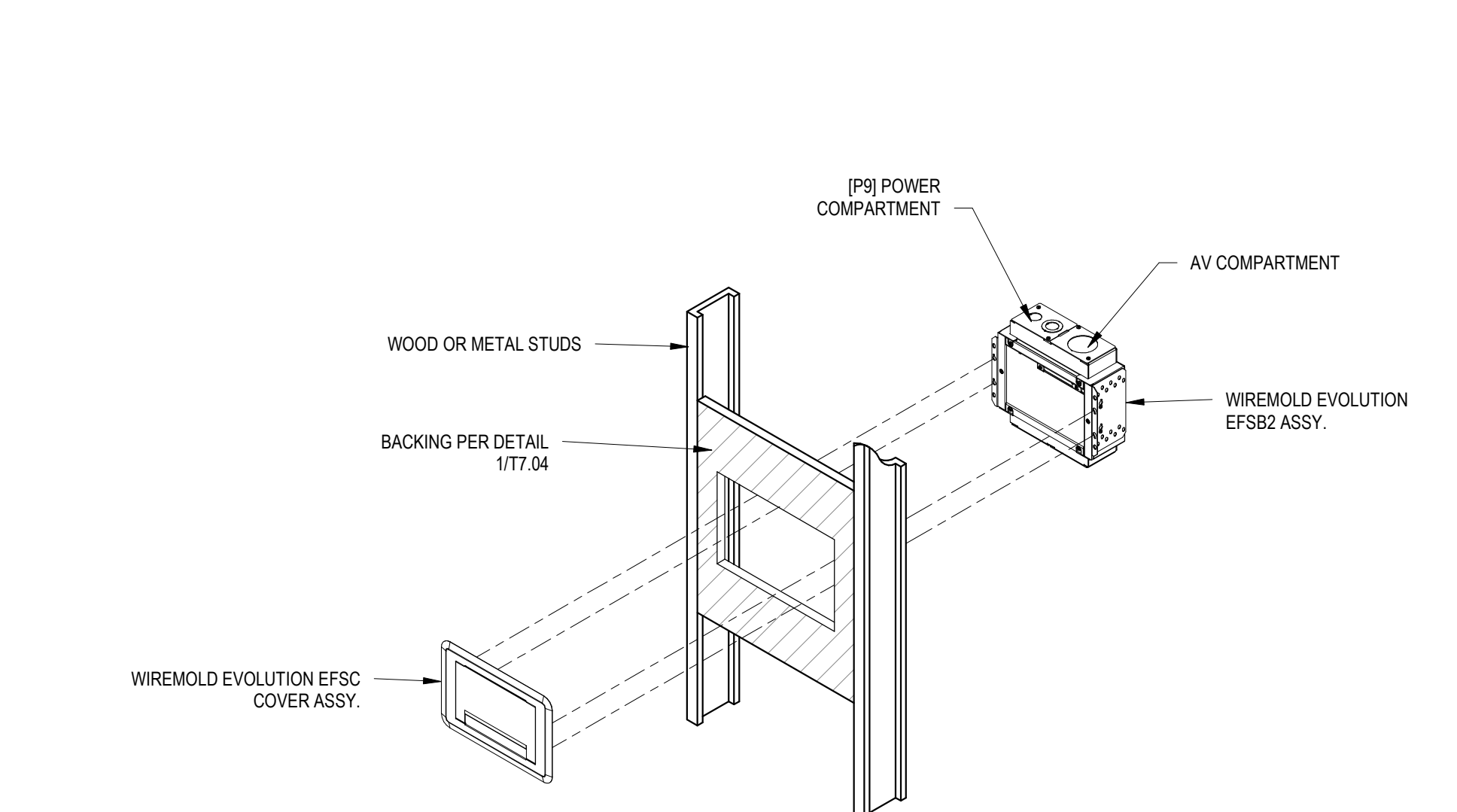
7 WALL MOUNTED VITALS MONITOR BACKING  
1\"/>



8 WALL MOUNTED COMPUTER BACKING 1  
1\"/>



9 WIREMOLD EVOLUTION EFS82 DISPLAY WALL BOX  
2\"/>



10 WIREMOLD EVOLUTION EFS82 WALL BOX BACKING  
1\"/>

**THE SEXTANT GROUP, INC.**  
700 WATERFRONT DRIVE  
SUITE 200  
PITTSBURGH, PA 15222  
412.323.8580

THE SEXTANT GROUP

AV • IT • SECURITY CONSULTANT

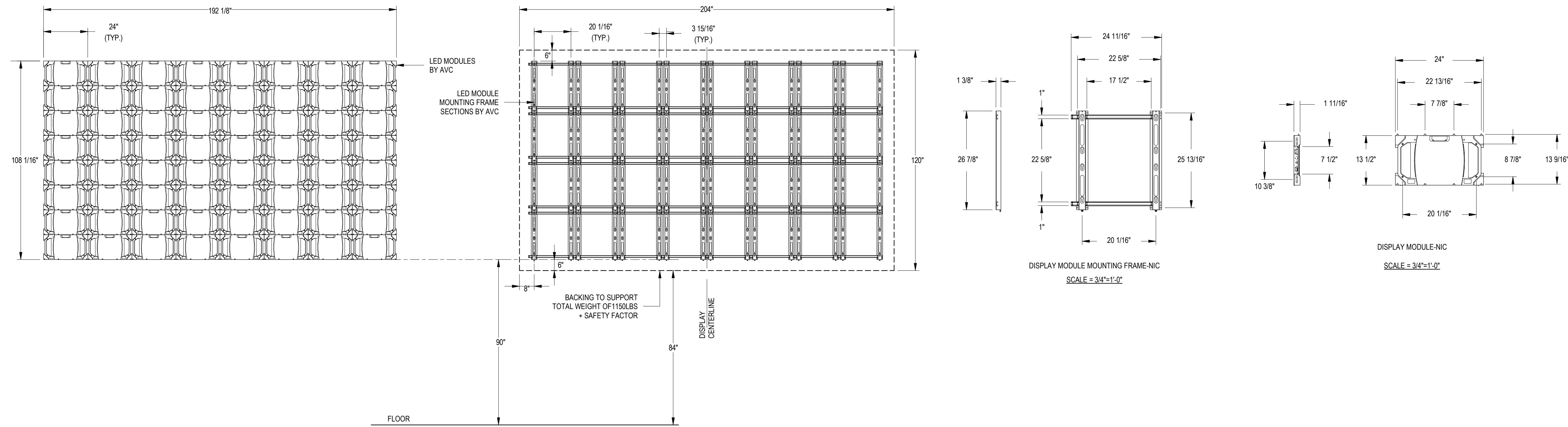
**REPURPOSING INTERIM HOSPITAL  
LOUISIANA STATE UNIVERSITY  
MEDICAL CENTER**  
2021 PERDIDO ST, NEW ORLEANS, LOUISIANA 70112  
FP&C PROJECT NO. | 19-604N-16-01, PT. 01, F.19001156;  
F.19.002168;01-107-05B-13, F.01003750; & 19-604N-05-05,  
F.19002231 (SUPPLEMENT)  
EDR PROJECT NO. | 16053

PROJECT ISSUE DATE | 26 APR 2019  
BID DOCUMENTS

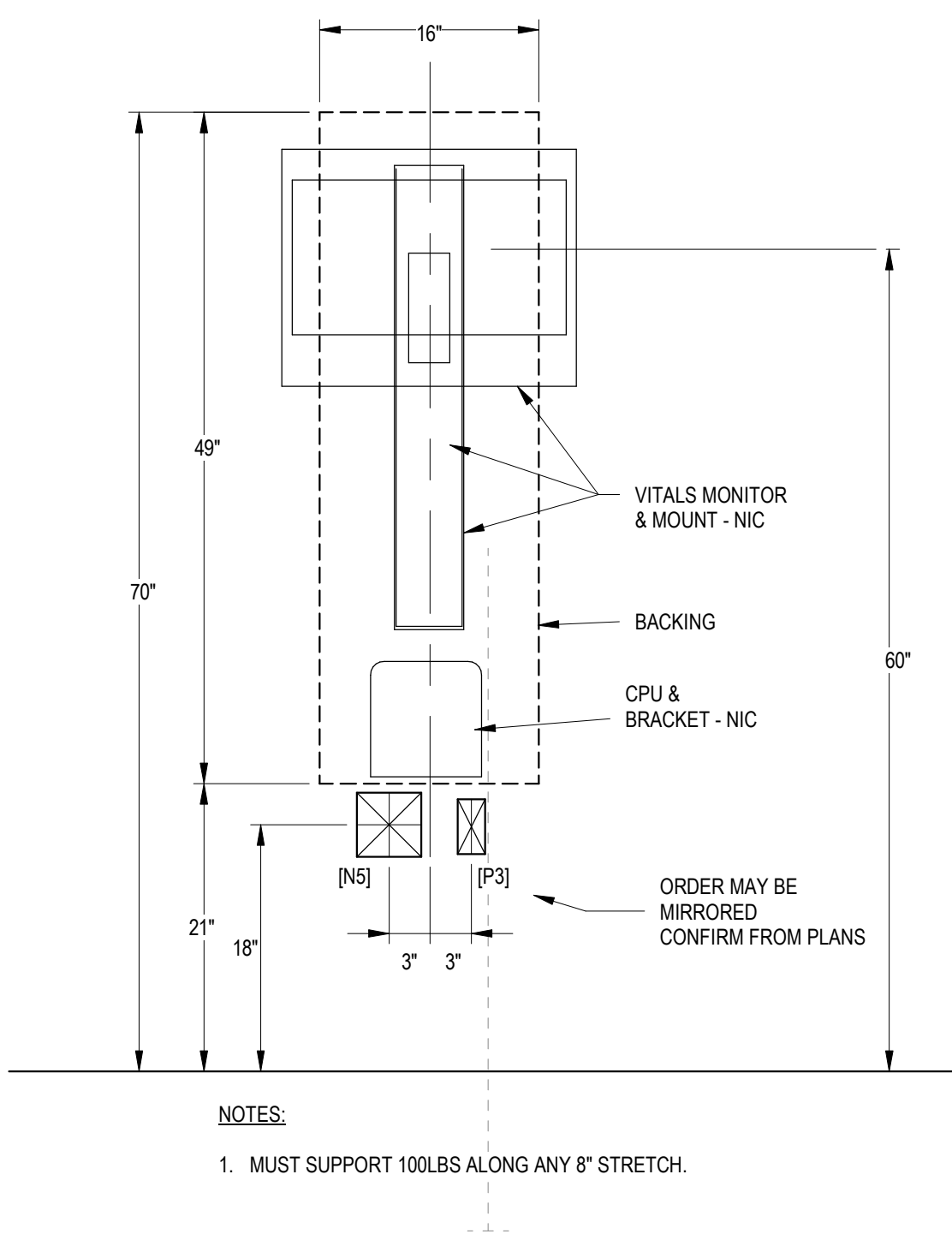
© Eskew+Dumez+Ripple 2019  
A Professional Corporation  
The intent of the Contract Documents is to include all items necessary for proper execution and completion of the work by Contractor. The Contract Documents are complementary, and what is required by one shall be as binding as if required by all; performance by the Contractor shall be required only to the extent consistent with the Contract Documents and reasonably inferable from them as being necessary to produce the indicated results.  
REVISIONS

**TECHNOLOGY INFRASTRUCTURE  
DETAILS**





1  
T7.04 ABSEN LED A2725 - 24 x 13.5 - 8 x 8 LED DISPLAY - 4 x 8 FRAME & BACKING  
3/8" = 1'-0"



2  
T7.04 WALL MOUNTED COMPUTER BACKING 2  
1" = 1'-0"



**REPURPOSING INTERIM HOSPITAL  
LOUISIANA STATE UNIVERSITY  
MEDICAL CENTER**

2021 PERDIDO ST, NEW ORLEANS, LOUISIANA 70112  
FP&C PROJECT NO. | 19-604N-16-01, PT. 01, F.19001156;  
F.19.002168;01-107-05B-13, F.01003750; & 19-604N-05-05,  
F.19002231 (SUPPLEMENT)

EDR PROJECT NO. | 16053

PROJECT ISSUE DATE | 26 APR 2019

BID DOCUMENTS

© Eskew+Dumez+Ripple 2019  
A Professional Corporation

The intent of the Contract Documents is to include all items necessary for proper execution and completion of the work by Contractor. The Contract Documents are complementary, and what is required by one shall be as binding as if required by all; performance by the Contractor shall be required only to the extent consistent with the Contract Documents and reasonably inferable from them as being necessary to produce the indicated results.

REVISIONS

**TECHNOLOGY INFRASTRUCTURE  
DETAILS**