



**ICARIAN® SERIES**  
STRENGTH LINE

**ITEM S1**  
**PRECOR®**





## Icarian® Strength Line

With a selection of Functional Selectorized and Multi-Station products, our Icarian Strength Line is the solid foundation to support your strength offering, making it easy for everyone to begin and progress in strength training.

To complement your facility, every product is durable, streamlined, and available in a variety of color combinations.

### Icarian® Color Options

#### Frame



Gloss Metallic Silver



Black Pearl




Metallic Ash



Desert Bronze



Black Magic Gloss



Gloss White

- Colors may vary.
- Upholstery colors other than black are available at an additional cost.
- FTS Glide is only available in the Gloss Metallic Silver frame color
- Custom colors available. Please contact a Precor Sales Representative.

#### Upholstery



All Spice



American Beauty



Black



Blue Jay



Burgundy



Deep Clay



Grey



Hunter Green



Navy



New Purple



Regal Blue



Slate

# Icarian® Multi-Stations



## 820 Multi-Gym

- Dimensions (LxWxH): 183 x 158 x 92 in (465 x 402 x 234 cm)
- Weight: 3251 lbs (1475 kg)
- Optional add-on weights



## CW2201 5-Stack

Cable Crossover, Pulldown, Longpull, Dip-Chin Assist

### Other Configurations

- CW2200: Cable Crossover, Pulldown, Longpull, Adjustable Hi/Lo Pulley
- CW2205: Cable Crossover, Pulldown, Longpull, Adjustable Hi/Lo Pulley



## CW2004 2-Stack

Pulldown, Longpull

### Other Configurations

- CW2006: Longpull (2)
- CW2008: Pulldown (2)



## CW2131 4-Stack

Pulldown, Longpull, Dip-Chin Assist, Adjustable Hi/Lo Pulley

### Other Configurations

- CW2137: Pulldown, Longpull, Adjustable Hi/Lo Pulley (2)
- CW2151: Pulldown (2), Adjustable Hi/Lo Pulley, Dip-Chin Assist
- CW2163: Pulldown, Longpull, Triceps Pushdown, Dip-Chin Assist
- CW2168: Pulldown, Longpull, Triceps Pushdown, Adjustable Hi/Lo Pulley
- CW2180: Cable Crossover, Pulldown, Dip-Chin Assist
- CW2190: Cable Crossover, Pulldown, Longpull

## CW2055 3-Stack









Dip-Chin Assist, Cable Crossover


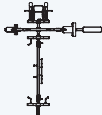
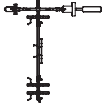
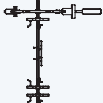


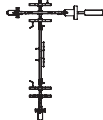
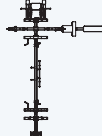
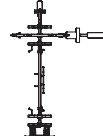
*Icarian Multi-Station weight stack shrouds are not available*

# ITEM S1

# Icarian® Multi-Stations

# ITEM S1

Model	CW2004	CW2006	CW2008	CW2055	CW2131	CW2137	CW2163	CW2168	CW2180
									
<b>Stack</b>	2-Stack Multi-Station	2-Stack Multi-Station	2-Stack Multi-Station	3-Stack Multi-Station	4-Stack Multi-Station	4-Stack Multi-Station	4-Stack Multi-Station	4-Stack Multi-Station	4-Stack Multi-Station
<b>Stations</b>									
Longpull	•	••	••	-	•	•	•	•	-
Pulldown	•	-	-	-	•	•	•	•	•
Triceps Pushdown	-	-	-	-	-	-	•	•	-
Adjustable Hi/Lo Pulley	-	-	-	-	•	••	-	-	-
Dip/Chin Assist	-	-	-	•	•	-	•	-	•
Cable Crossover**	-	-	-	•	-	-	-	-	•
<b>Dimensions</b>									
(LxWxH)	152 x 44 x 93 in 387 x 112 x 236 cm	190 x 43 x 93 in 483 x 110 x 236 cm	115 x 44 x 93 in 292 x 112 x 236 cm	204.5 x 53.5 x 91.8 in 519 x 136 x 233 cm	188 x 86 x 93 in 478 x 219 x 236 cm	188 x 68 x 93 in 478 x 172 x 236 cm	157 x 118 x 93 in 399 x 300 x 236 cm	137 x 118 x 93 in 348 x 300 x 236 cm	250 x 55 x 93 in 635 x 140 x 236 cm
<b>Warranty*</b>									
Frame	10 years	10 years	10 years	10 years	10 years	10 years	10 years	10 years	10 years
Parts (Mechanical & Electronic)	5 years	5 years	5 years	5 years	5 years	5 years	5 years	5 years	5 years
Wear Items	6 months	6 months	6 months	6 months	6 months	6 months	6 months	6 months	6 months
Other (including Hand Grips, End Caps, Cables, Selector Pins, Shrouds)	1 year	1 year	1 year	1 year	1 year	1 year	1 year	1 year	1 year
Labor	1 year	1 year	1 year	1 year	1 year	1 year	1 year	1 year	1 year

Modular System	CW2190	CW2151	CW2201	CW2205	CW2200	CW2222	CW2223	CW2224	CW2270	CW2275
										
<b>Stack</b>	4-Stack Multi-Station	4-Stack Multi-Station	5-Stack Multi-Station	5-Stack Multi-Station	5-Stack Multi-Station	6-Stack Multi-Station	6-Stack Multi-Station	6-Stack Multi-Station	6-Stack Multi-Station	6-Stack Multi-Station
<b>Stations</b>										
Longpull	•	-	•	•	•	•	•	•	•	•
Pulldown	•	••	•	•	•	•	•	••	•	•
Triceps Pushdown	-	-	-	-	-	-	-	-	•	•
Adjustable Hi/Lo Pulley	-	•	-	•	•	•	•	•	-	-
Dip/Chin Assist	-	•	•	-	-	•	•	-	•	•
Cable Crossover**	•	-	•	•	•	•	•	•	•	•
<b>Dimensions</b>										
(LxWxH)	300 x 55 x 93 in 768 x 140 x 236 cm	300 x 55 x 93 in 762 x 140 x 236 cm	223 x 188 x 93 in 566 x 478 x 236 cm	204 x 188 x 93 in 518 x 478 x 236 cm	204 x 188 x 93 in 518 x 478 x 236 cm	236 x 188 x 93 in 600 x 478 x 236 cm	236 x 188 x 93 in 600 x 478 x 236 cm	246 x 188 x 93 in 625 x 478 x 236 cm	266 x 175 x 93 in 676 x 445 x 236 cm	234 x 175 x 93 in 595 x 445 x 236 cm
<b>Warranty*</b>										
Frame	10 years	10 years	10 years	10 years	10 years	10 years	10 years	10 years	10 years	10 years
Parts (Mechanical & Electronic)	5 years	5 years	5 years	5 years	5 years	5 years	5 years	5 years	5 years	5 years
Wear Items	6 months	6 months	6 months	6 months	6 months	6 months	6 months	6 months	6 months	6 months
Other (including Hand Grips, End Caps, Cables, Selector Pins, Shrouds)	1 year	1 year	1 year	1 year	1 year	1 year	1 year	1 year	1 year	1 year
Labor	1 year	1 year	1 year	1 year	1 year	1 year	1 year	1 year	1 year	1 year

**KEY:** • Standard - Not available \* Consult your Limited Warranty statement for covered items. \*\* Cable Crossover has two Adjustable Hi/Lo Pulley stations connected by an overhead beam with pull-up bar.