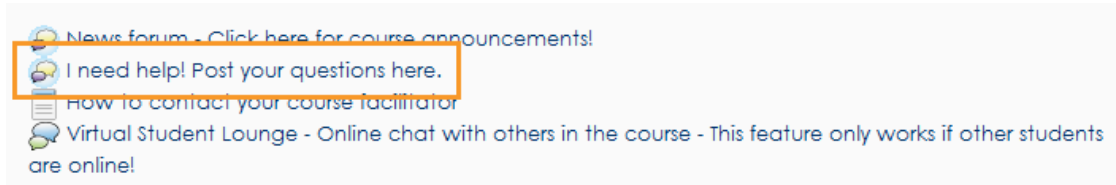


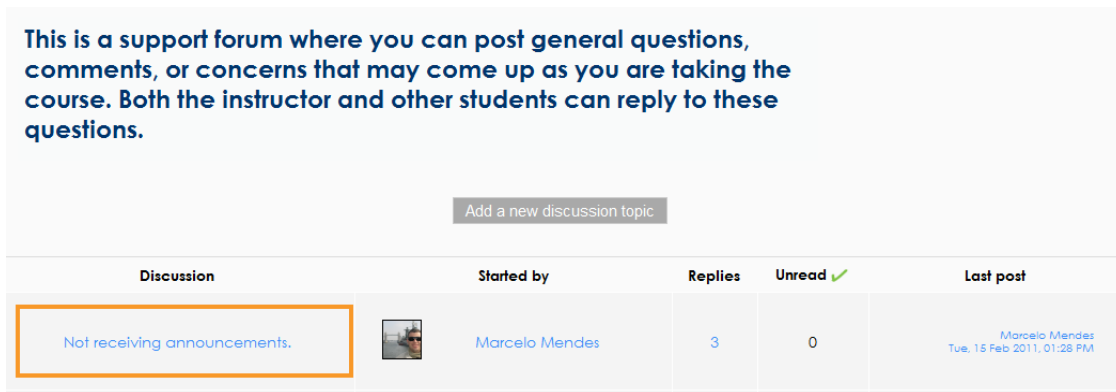
How to delete a Forum post in Moodle 2.

Forums allow for asynchronous communication through discussion posts. To delete a post from the Forum follow the steps below.

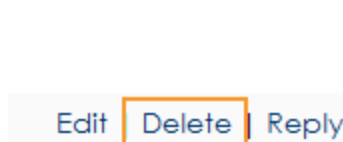
Navigate to the Forum within the course.



Select one of the Discussion threads within the Forum.



Find the post that to be deleted. Click "Delete" to delete the thread/post.



This will delete the post and any posts that stem from it. To keep the branch of posts, try editing the post instead by clicking "Edit."

Instructors and administrators have the ability to delete, edit, and split a post in a forum.

Students may also delete their post, until someone else replies to it, or until the editing period concludes. **Note:** Most sites allow 30 minutes of post edits/deletes for changes that authors might make.

Sign up for one of our training offerings to learn more about how to participate in Moodle courses.

[Click here to enroll in an online course.](#)

[Click here to register for a webinar.](#)