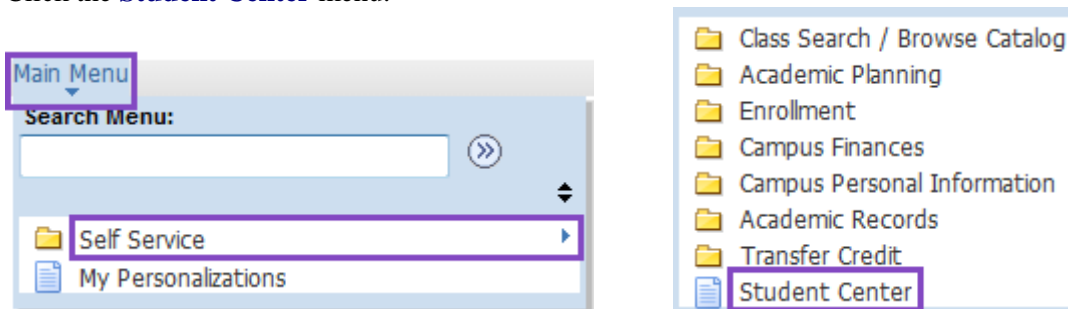
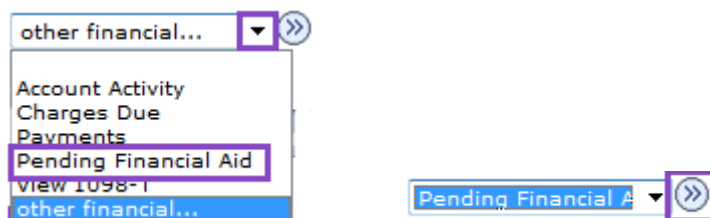



View Pending Financial Aid

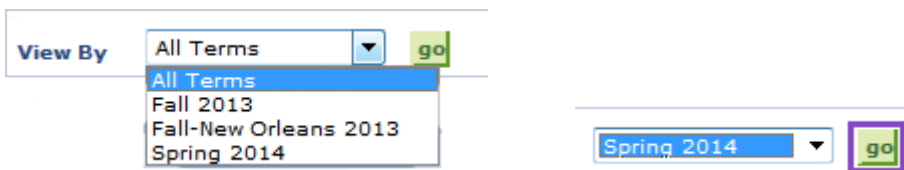
1. Click the **Main Menu** button.
Click the **Self Service** menu.
Click the **Student Center** menu.



2. Select the **Pending Financial Aid** list item from the **other financial...** drop-down list, and then click the **Go** button.



3. Click the.
Pending Financial Aid
4. Click the **Go** button.

5. Click the **View By** drop-down button if you wish to select a specific term, and then click the Go button.



Job Aid

6. Click the **Financial Aid** link to view your Financial Aid and the Accept/Decline Awards screen..

Pending Financial Aid		
Find View All		First 1-2 of 2 Last
Award	Term	Amount
LSU BOS Scholarships-NO	Spring-New Orleans 2014	250.00
Total Pending Financial Aid for this view		250.00

First 1-2 of 2 Last

Currency used is US Dollar.

[Financial Aid](#)

7. Select the aid year you wish to view, or click the **Return to Pending Financial Aid** link.

Click the aid year you wish to view

Aid Year	Institution	Aid Year Description
2014	LSUHSC - New Orleans	Financial Aid Year 2013-2014
2013	LSUHSC - New Orleans	Financial Aid Year 2012-2013
2012	LSUHSC - New Orleans	Financial Aid Year 2011-2012
2011	LSUHSC - New Orleans	Aid year not set up for self-service.
2010	LSUHSC - New Orleans	Aid year not set up for self-service.

Aid years listed indicate your access to eligibility information regarding your Financial Aid Application.

[Return to Pending Financial Aid](#)

8. Click the **Student Center** option from the **go to ...** drop-down list, and then click the **GO!** button, or click the Student Center link on your menu bar.

